

# Table of Contents


- Agenda.....Page 3
- August 13, 2021 Draft Meeting Minutes.....Page 6
- President’s Report.....Page 11
- Operations Report.....Page 25
- Quality Report.....Page 105



Houston Forensic Science Center, Inc.

## Board of Directors Virtual Meeting

*September 10, 2021*



**Position 1 - Dr. Stacey Mitchell, Board Chair**

**Position 2 - Anna Vasquez**

**Position 3 - Philip Hilder**

**Position 4 - Francisco Medina**

**Position 5 - Vanessa Goodwin**


**Position 6 - Ellen Cohen**

**Position 7 - Lois J. Moore**

**Position 8 - Mary Lentschke, Vice Chair**

**Position 9 - Vicki Huff**

**Ex-Officio - Tracy Calabrese**



# Houston Forensic Science Center, Inc.

Board of Directors

Hybrid Meeting (Virtual and In-Person)

~ Public Access will be via Teleconference Only ~

Friday, September 10, 2021

[www.houstonforensicscience.org](http://www.houstonforensicscience.org)

## NOTICE OF PUBLIC MEETING – Hybrid (Virtual and In-Person)

Notice is hereby given that beginning at 9:00 a.m. on the date set out above, a quorum of the board of directors (the "board") of the Houston Forensic Science Center, Inc. ("HFSC" and/or the "corporation") and the presiding officer will meet in-person in the City Hall Council Annex Chamber, 900 Bagby St. (public level), Houston, Texas 77002. Additionally, in accordance with the provisions of Section 551.127 of the Texas Government Code, some board members will participate remotely by videoconference.

In accordance with Chapter 552 of the Texas Government Code (Texas Open Meetings Act) the agenda is posted for public information, at all times, for at least 72 hours preceding the scheduled time of the meeting on the bulletin board located on the exterior wall of the City Hall building at 901 Bagby. The notice of this meeting, the agenda and the meeting packet are also posted [online](https://www.houstonforensicscience.org/meeting-archives.php) at <https://www.houstonforensicscience.org/meeting-archives.php>.

The items listed below may be taken out of order at the discretion of the chair. After the meeting concludes, a recording of the meeting will be posted to HFSC [website](https://www.houstonforensicscience.org/) at <https://www.houstonforensicscience.org/>.

### **PARTICIPATING IN THE PUBLIC MEETING REMOTELY:**

Members of the public may attend the meeting in-person, however, in the interest of public health and safety during the COVID-19 pandemic, members of the public are encouraged, but not required, to participate by viewing the meeting through a livestream broadcast on the internet. To view the livestream meeting [online](https://www.houstonforensicscience.org/) please visit <https://www.houstontx.gov/htv/index.html>.

### **NOTICE OF PUBLIC COMMENT:**

The public is permitted to speak in-person during the public comment agenda item and as permitted by the chair.

Members of the public may also provide comment through Microsoft Teams video conference pursuant to Section 551.127(k) of the Texas Government Code. Requests to speak by video conference during the public comment period must be submitted via email to the HFSC board of directors secretary at [info@houstonforensicscience.org](mailto:info@houstonforensicscience.org) or by calling 713-204-8179, no later than 9 a.m. Thursday, Sept. 9, 2021.

Speakers must submit their requests to be placed on the public comment speaker's list. Members of the public may call into the meeting by dialing the following toll-free teleconference number 833-231-4459 and subsequently entering the conference ID number 422071893#.

### **Participants must mute themselves upon dialing into the meeting to limit interruptions.**

The request must include the speaker's name, contact number, address and topic of the comment. Speakers should limit their comments to three minutes. The board chair may limit both the number of

speakers and the time allotted for each speaker. The chair will call on each speaker by name during the designated public comment period.

A speaker may address any subject relevant to the purpose of the corporation. If you have questions regarding attending this meeting please contact Amanda DeBerry, secretary of the board of directors, at 713-204-8179.

### **AGENDA**

1. Call to order.
2. Roll call; confirmation of presence of quorum.
3. Public Comment.
4. Reading of draft minutes from August 13, 2021 board meeting. Consideration of proposed corrections, if any. Approval of minutes.
5. Report from Dr. Stacey Mitchell, board chair, including, a monthly update of activities and other announcements.

#### **Reports and presentations by corporate officers, and possible related action items**

6. Report from Dr. Stout regarding turnaround times, outreach, staffing, a proposed property room consolidation plan, legislative updates and crime scene unit statistics.
7. Report from Dr. Amy Castillo, vice president and COO, providing an update on the seized drugs, latent prints, firearms, digital and multimedia, toxicology and forensic biology/DNA sections.

#### **Reports and presentations by staff**

8. Report from Ms. Erika Ziemak, quality director, including an overview of the blind quality control program, implementation of standards from the Organization of Scientific Area Committee for Forensic Sciences, ethics policy and testimony monitoring.
9. Adjournment.

#### **NOTICE REGARDING SPECIAL NEEDS:**

Persons requiring accommodations for special needs may contact HFSC at 713- 204-8179.

#### **NOTICE REGARDING CLOSED MEETINGS:**

As authorized by Texas Government Code Chapter 551.001 (the "Open Meetings Act"), if, during the course of the meeting covered by this notice, the board should determine that a closed or executive meeting or session of the board should be held or is required in relation to any items included in this notice, then such closed or executive meeting or session as authorized by Section 551.001 et seq. of the Texas Government Code will be held by the board at that date, hour and place given in this notice or as soon after the commencement of the meeting covered by the notice as the board may conveniently meet in such closed or executive meeting or session concerning any and all subjects and for any and all



purposes permitted by Section 551.071-551.089, inclusive, of the Open Meetings Act, including, but not limited to:

551.071 - Consultation with Attorney
551.072 - Deliberation Regarding Real Property
551.073 - Deliberation Regarding Prospective Gift Section
551.074 - Personnel Matters
551.076 - Deliberation Regarding Security Devices
551.084 - Exclusion of Witness
551.087 - Economic Development Negotiations

The presiding officer shall announce that the board will convene in a closed meeting; that is, in "a meeting to which the public does not have access," sometimes known as an "executive session." The presiding officer's announcement will identify the provision(s) of the Open Meetings Act permitted by Section 551.071-551.089 under which the closed meeting will be held. Should any final action, final decision, or final vote be required in the opinion of the board with regard to any matter considered in such closed or executive meeting or session, then such final action, final decision, or final vote shall be at either:

A. The open meeting covered by this Notice upon the reconvening of the public meeting, or
B. At a subsequent public meeting of the Board upon notice thereof, as the Board shall determine

**Certification of Posting of Notice of the Board of Directors of the Houston Forensic Science Center, Inc.**


I, Amanda DeBerry, secretary, do hereby certify that a notice of this meeting was posted on Tuesday, the 7th day of September 2021, in a place convenient to the public on the bulletin board located on the exterior wall of the City Hall building at 901 Bagby Street, Houston, Texas 77002, and on the HFSC [website](#) as required by Section 551.002 et seq., Texas Government Code

Given under my hand this the 7th day of September 2021.

*Amanda DeBerry*

---

Amanda DeBerry



# Houston Forensic Science Center, Inc.

Board of Directors

Virtual Meeting

~ Minutes ~

Friday, August 13, 2021

[www.houstonforensicscience.org](http://www.houstonforensicscience.org)

1. **CALL TO ORDER:**

At 9 a.m., Board Chairwoman Stacey Mitchell called the meeting to order.

The Houston Forensic Science Center, Inc. (“HFSC” and/or the “corporation”) board of directors (the “board”) convened this meeting on Friday, August 13, 2021. In a manner permitted by the corporation’s bylaws, the meeting was called by providing all directors with notice of the date, time (instructions for Microsoft Teams access and call-in options) and purposes of the meeting at least three days before the date of the meeting.

Due to health and safety concerns related to the COVID-19 pandemic, the meeting was conducted virtually via Microsoft Teams, a web-conferencing platform. The board members participated by videoconference in accordance with Chapter 551, Texas Government Code and Governor Greg Abbott’s March 16, 2020 temporary suspension of certain provisions of the Texas Open Meetings Act. Notice of this meeting was posted online to the [website](#) on August 10 along with a free-of-charge videoconference link, dial-in phone number and an electronic copy of the agenda packet, as required.

2. **ROLL CALL:**

The following board members were present via teleconference:

Chairwoman Stacey Mitchell
Vice Chairwoman Mary Lentschke
Philip Hilder
Vanessa Goodwin
Ellen Cohen
Lois Moore
Vicki Huff
Tracy Calabrese

The following board member was absent:

Anna Vasquez
--------------

The following board member arrived late:

Francisco Medina
------------------

Chairwoman Mitchell announced a quorum was present.

\*Director Medina joined the meeting at 9:01 a.m.

\*Directors Goodwin and Huff left the meeting at 11:10 a.m. and 11:30 a.m., respectively.

3. **PUBLIC COMMENT:**

Chairwoman Mitchell gave members of the public an opportunity to address the board. No members of the public addressed the board.

4. **REVIEW AND APPROVAL OF MINUTES FROM PRIOR MEETING:**

Following a motion by Director Ellen Cohen and seconded by Director Philip Hilder, the board unanimously approved the July 9, 2021 meeting minutes.

5. **CHAIRWOMAN MITCHELL'S REPORT:**

The chairwoman noted the option to hold a fully virtual meeting due to the global pandemic will officially end in September. The board will hold a hybrid meeting in September with a quorum of at least five members present in person, including herself, the presiding officer.

6. **DISCUSSION REGARDING THE CITY OF HOUSTON OFFICE OF INSPECTOR GENERAL REPORT ON THE CRIME SCENE UNIT (CSU):**

Chairwoman Mitchell first acknowledged the board reviewed the final report and recommendations that resulted from an investigation conducted by the City of Houston Office of Inspector General (OIG) into allegations regarding a hostile work environment and mismanagement in HFSC's crime scene unit. The board referred the complaint to the OIG in January after receiving an anonymous letter detailing the complaint. She stated the board took the complaint seriously and would not accept poor behavior. Before any discussion was held regarding the board's plans to address the report's recommendations, she opened the floor for Dr. Peter Stout, president & CEO and Ms. Carina Haynes, CSU director, to present an update about the current state of CSU and its accomplishments thus far.

6a. **PRESIDENT AND CEO DR. PETER STOUT AND CSU DIRECTOR CARINA HAYNES' REPORT ON CSU:**

Dr. Stout first mentioned the positive progress the group has made despite its demanding workload. He noted the group responded to 138 service calls in July – pointing out 71 calls for vehicles and six officer-involved shootings.

One of the downsides of an influx in call volume is the mental challenges it poses to the staff. Currently, crime scene investigators (CSI) rotate every three months through all three work shifts – day, evening and night. Ms. Haynes discussed a scheduling survey she administered to the CSIs for a potential work schedule change beginning in January 2022. The survey sought input from the CSIs into what they want their 2022 work schedule to look like. Twenty-nine out of 38 CSIs requested to move to one shift per year in order to have a better work-life balance. The request was approved and the open bid period will determine their future work schedule. Ms. Haynes also noted the possibility for CSIs to swap shifts, an option that was previously unavailable. She then mentioned four supervisors had been switched on July 24 from salary employees to hourly entitling them to overtime pay. In addition, their schedules moved August 21 to a Monday through Thursday and Thursday through Sunday rotation to mirror the CSIs' schedule. This change allows for true time off and on-call compensation. Next, she discussed CSU's staffing portfolio, noting two candidates, both with prior experience, have been selected to attend the National Forensic Academy's 10-week training program in September.

Next, the chairwoman expressed the board's support of HFSC's leadership and its work to continue developing and implementing necessary changes. She also thanked Ms. Haynes and the CSU team for their dedicated commitment and work. Chairwoman Mitchell then announced the creation of a board working group to partner with HFSC's senior leadership to perform an in-depth review of the OIG report and recommendations and implement strategies to address the recommendations. Dr. Amy Castillo, vice-president and COO, will lead the working group, which includes Vice Chair Mary Lentschke and directors Vicki Huff and Vanessa Goodwin. The group's progress will be reported to the board every two months during regular board meetings. She then opened the floor for further discussion. At that time no additional comments were made.

7. **PRESIDENT AND CEO DR. PETER STOUT'S REPORT:**

Dr. Stout first pointed out the toxicology section eliminated its alcohol backlog in July.

He then explained HFSC's staffing portfolio, noting the agency now has 209 employees and four vacancies. He shared recent outreach efforts, noting his presentation to a forensic science task force in Michigan.

Next, Dr. Stout discussed a 14% increase in overall requests from January 1 until July 31. Those requests were largely driven by CSU, the National Integrated Ballistic Information Network (NIBIN) processing team and DNA. He said firearm examination requests also increased 50% in June and July largely due to cases moving through the court system. The Harris County court system is struggling with a backlog of some 153,000 cases.

Dr. Stout touched on challenges with casework surges and said HFSC's employees worked 3,600 in overtime hours within the last 12 months. And, he mentioned the complexity in seized drugs cases – particularly noting fake pharmaceuticals pills, the fentanyl escalation. One solution is to purchase better technology for the section to keep up with the growing and more complex demands.

8. **VICE PRESIDENT AND COO DR. AMY CASTILLO'S REPORT:**

Dr. Castillo stated many HFSC sections are struggling with significant backlogs. She noted the firearms section's examination backlog has increased to 71. However, the group implemented "Operation Pew Pew" to help assign cases more efficiently and to achieve weekly goals.

In the past month, the toxicology section began new in-house drug confirmation testing.

The latent prints section started the pilot for its lean six sigma project on August 1, a project to help improve the processes and to address the long-standing backlog. Dr. Castillo said the next phase will focus on latent print processing.

Next, she explained the long-term plans for where staff will work, noting most of the analytical sections are on-site fulltime. DNA analysts, toxicology and latent print examiners have hybrid work schedules, working both remotely and onsite. HFSC has a work from home policy in place that clearly defines the expectations and responsibilities for employees who work remotely.

Dr. Castillo shared that five DNA analysts have completed training and will begin independent casework.

9. **TREASURER AND CFO DAVID LEACH'S PRESENTATION REGARDING FISCAL YEAR 2021 BUDGET REALLOCATIONS:**

Mr. Leach first noted that the fiscal year 2021 final budget reallocation did not impact the total budget amount. He then shared that HFSC had spent most of its budget on personnel, noting he moved around several line items to avoid overspending in any one specific area. Mr. Leach explained that all expenditures fell within the approved budget.

Next, Director Lois Moore asked if HFSC needed to ask for money for additional staff positions to address increasing requests and backlogs?

Mr. Leach stated HFSC received \$1.7 million in grant revenue and about \$1.4 million in COVID relief dollars, but those additional funds are not adequate to keep up with the current workload. Dr. Stout also added that the City of Houston has given HFSC an additional \$1.3 million in the

upcoming budget, which amounts to a 3% increase, not nearly enough to keep up with the 14% increase in requests. To keep up with the increase he estimated the city would need to increase HFSC's budget by about 10%.

Director Moore made a motion to approve the fiscal year 2021 budget reallocations. Director Francisco Medina seconded the motion, and the board unanimously approved the reallocations in a roll call vote.

10. **TREASURER AND CFO DAVID LEACH'S REPORT:**

Mr. Leach gave an overall look into HFSC's spending. Labor costs account for 68% of its total business spending, 23% in services and 4% in supplies and capital. He also added that most supply costs are for forensic biology/DNA.

11. **QUALITY DIRECTOR ERIKA ZIEMAK'S REPORT:**

Ms. Ziemak said the quality division met its June and July submission targets for blind quality control samples and verifications.

She announced that HFSC's accrediting body, ANAB, had approved the scope expansion for toxicology, allowing the section to resume drug confirmation testing. During its annual assessment, ANAB found one non-conformance relating to training documentation. HFSC has addressed and fixed the issue and ANAB has since approved the remediation. She noted the quality section revised all the disciplines' training manuals to ensure full compliance.

Next, she discussed a latent print disclosure HFSC provided to the Texas Forensic Science Commission regarding a former examiner that failed to complete database searches. She said "hits" may have been missed. The commission voted in July to not take further action due to the root cause analysis, case review and corrective actions taken by HFSC. However, the corporation's investigation is ongoing. It will rework 140 disposed cases and update the TFSC and the board as the progress.

Ms. Ziemak said 20 analysts have testified this year and four transcripts are being reviewed.

12. **BUSINESS DEVELOPMENT DIRECTOR CHARLES EVAN'S PRESENTATION REGARDING PROPOSED EVIDENCE CONSOLIDATION PROJECT:**

HFSC is in the early stages of negotiations with the Houston Police Department (HPD) and the city over transferring responsibility of drug evidence management and storage to HFSC. Mr. Evans discussed the initial phases of the project and progress thus far. The ultimate goal is to improve the efficiency of handling, storage, disposal and the quality of evidence received by HFSC.

The involved parties are discussing storing evidence at a secure downtown facility that previously served as a bank vault, noting security is paramount. HFSC is working with the landlord and city to secure a 30-year lease, potentially following the structure of HFSC's current lease agreement at 500 Jefferson.

He talked through the significant potential savings opportunity with having an on-site incinerator, pointing out that burns would occur several times a week instead of transfers to an external vendor when 3,000 pounds have accumulated. He said it will likely be an 18-month project with several critical items. Mr. Evans indicated the project requires multiple tracks, however, the initial scope will focus on space/facility plans, the incinerator and cost summaries. He described several base documents and regular meetings among the parties to ensure everyone has a clear understanding of task ownership and costs in this multi-phased project. He stated several stakeholders have toured the facility and provided positive feedback, but reiterated project costs will be the determining factor.

13. **ADJOURNMENT:**

Chairwoman Mitchell requested a motion to adjourn the meeting. Director Philip Hilder made a motion to adjourn. Director Moore seconded the motion. The meeting adjourned at 11:49 am.

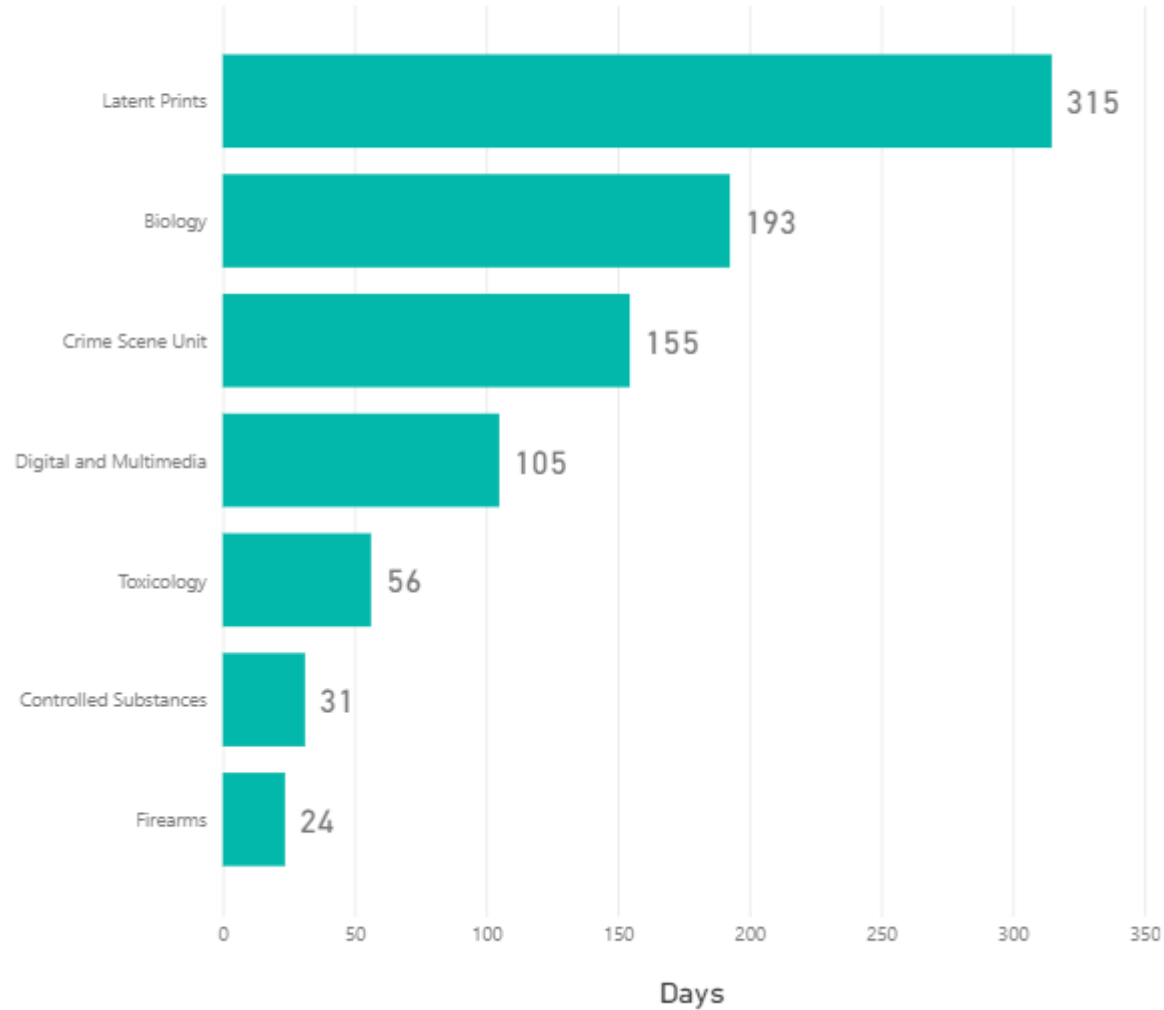
The undersigned secretary of the board hereby certifies the following are true and correct minutes of the August 13, 2021 virtual meeting of the board.

By: Amanda DeBerry Amanda DeBerry, Secretary

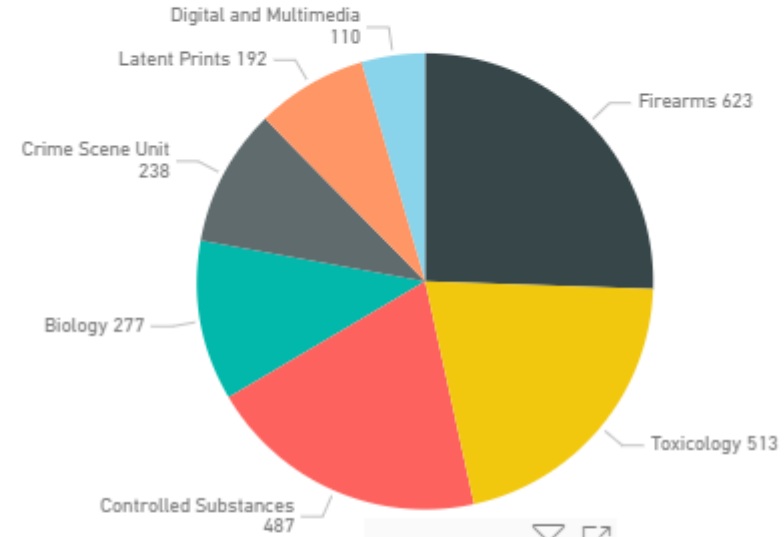
# President's Report

September 10, 2021

## Average Turnaround Time for August 2021



## Requests Completed by Section



Turnaround Time - Days

91

Completed Requests

2440

Month Completed

- ☐ 01-January
- ☐ 02-February
- ☐ 03-March
- ☐ 04-April
- ☐ 05-May
- ☐ 06-June
- ☐ 07-July
- ☒ 08-August
- ☐ 09-September

Year Completed

- ☐ 2014
- ☐ 2015
- ☐ 2016
- ☐ 2017
- ☐ 2018
- ☐ 2019
- ☐ 2020
- ☒ 2021

This data is current as of 9/2/2021.



# Staffing as of September 7, 2021

## **209 staff**

- 202 HFSC employees
- 6 City of Houston civilians
- 1 toxicology fellow (Army)

## **10 open positions, 8 offers accepted**


- 2 crime scene investigators (experienced)
- 2 crime scene investigators (entry level)\*
- 2 forensic biology/DNA analysts
- 1 latent print examiner
- 1 NIBIN technician\*

## **2 active vacancies**

- 1 lead analyst-seized drugs (internal only)
- 1 latent print examiner

## **1 vacancy on hold**


- 1 crime scene investigator (experienced)



\*New positions in FY22 budget

# Degrees and Certifications

- Katie Busack, crime scene investigator
  - Certified Senior Crime Scene Analyst (CSCSA)
  - International Association for Identification (IAI)




# Outreach

- Tour with Lone Star College administrators
- Presented to Mensa International
- Presented on evidence and Lydell Grant at the Center for American and International Law
- Meeting with Council Member Letitia Plummer
- Tour with Council Member Carolyn Evans-Shabazz


## **STAFF OUTREACH:**

- Two presentations to the Houston Police Department – crime scene and seized drugs




# Upcoming outreach: National Forensic Science Week

- Eight HFSC tours for middle and high school students
  - September 23
  - September 24
- More than 220 people have signed up, including
  - Deer Park ISD
  - Pasadena ISD
  - Katy ISD



# Property and Evidence Handling

Project Update



# HFSC Potential Property Room Consolidation Project

- **Current focus continues to be space planning, incinerator, as is/to be costs**
- **Space Planning:**
  - Conducted two landlord architect workshops, space design progressing
  - Separate areas for evidence storage and staff offices, both in basement
  - Drugs and money in vault, guns in storage area outside vault
  - Propose drugs drying room and separate evidence processing area, eye wash/safety shower
  - HVAC, clean air/venting, humidity controls, fire protection, safety, security, IT, costs are all critical
- **Incinerator:**
  - Weekly workshops being conducted: structural, engineering, air quality, landlord, HFSC
  - Location of incinerator, scrubber determined, working venting plans
  - Progressing state and city permit requirements, plans, data submissions
  - Incinerator is project critical path: permits, overall project approvals, equipment fabrication/delivery, installation including gas supply/venting, commissioning, procedures, one year +
- **Working project one-time/recurring costs, what landlord funding available in lease**
- **Conducted additional Houston City Council member tour, positive response**

# Legislative Update

New Laws

# Impacts to HFSC

## **HB 1927-Constitutional carry:**

- Impact unclear
- Potential short-term impact: confusion by law enforcement and public about where firearms are permissible and when confiscation is possible. May impact NIBIN.
- Long-term impacts: unknown

## **SB 111-Law enforcement disclosure requirements**

- Builds off Michael Morton
- Requires law enforcement to sign that all disclosable “documents, items, and information in the possession of the agency” have been provided to prosecution
- Discussing with HPD, Harris County DA impacts to lab

## **HB 3774-TFSC and new district court**

- Allows TFSC to use budget to fund forensic training
- Expands TFSC’s authority to investigate unaccredited forensic work, levy sanctions for violating code of professional responsibility
- Creates a new court for Harris County, first one since 1980s, designed to address backlog
- Impacts HFSC



# Impacts to HFSC

## **SB 768-Fentanyl**

- Enhances penalties on more than 4 grams of fentanyl
- No direct impact on HFSC
- Indicates the state is trying to take seriously the fentanyl threat

## **HB 2462-Sexual assault**

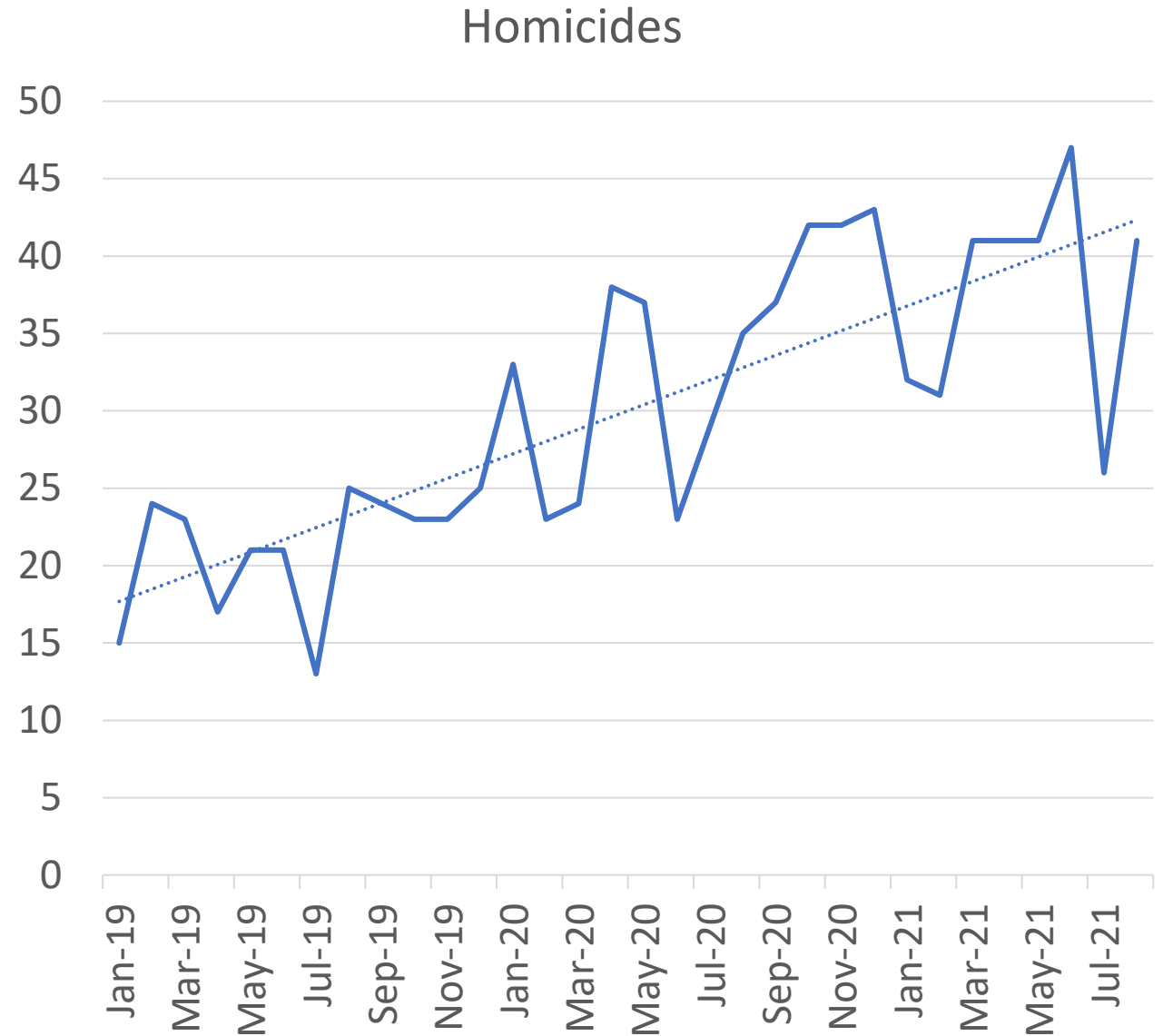
- Largely addresses the rights of a survivor to a forensic exam and information related to analysis and investigation
- Increases the amount of time a survivor can be compensated for the exam from 96 hours after assault to 120 hours. In line with latest DNA science
- Impacts unclear. Possibility of an uptick in kits received

# Crime Scene Unit

Crime Stats

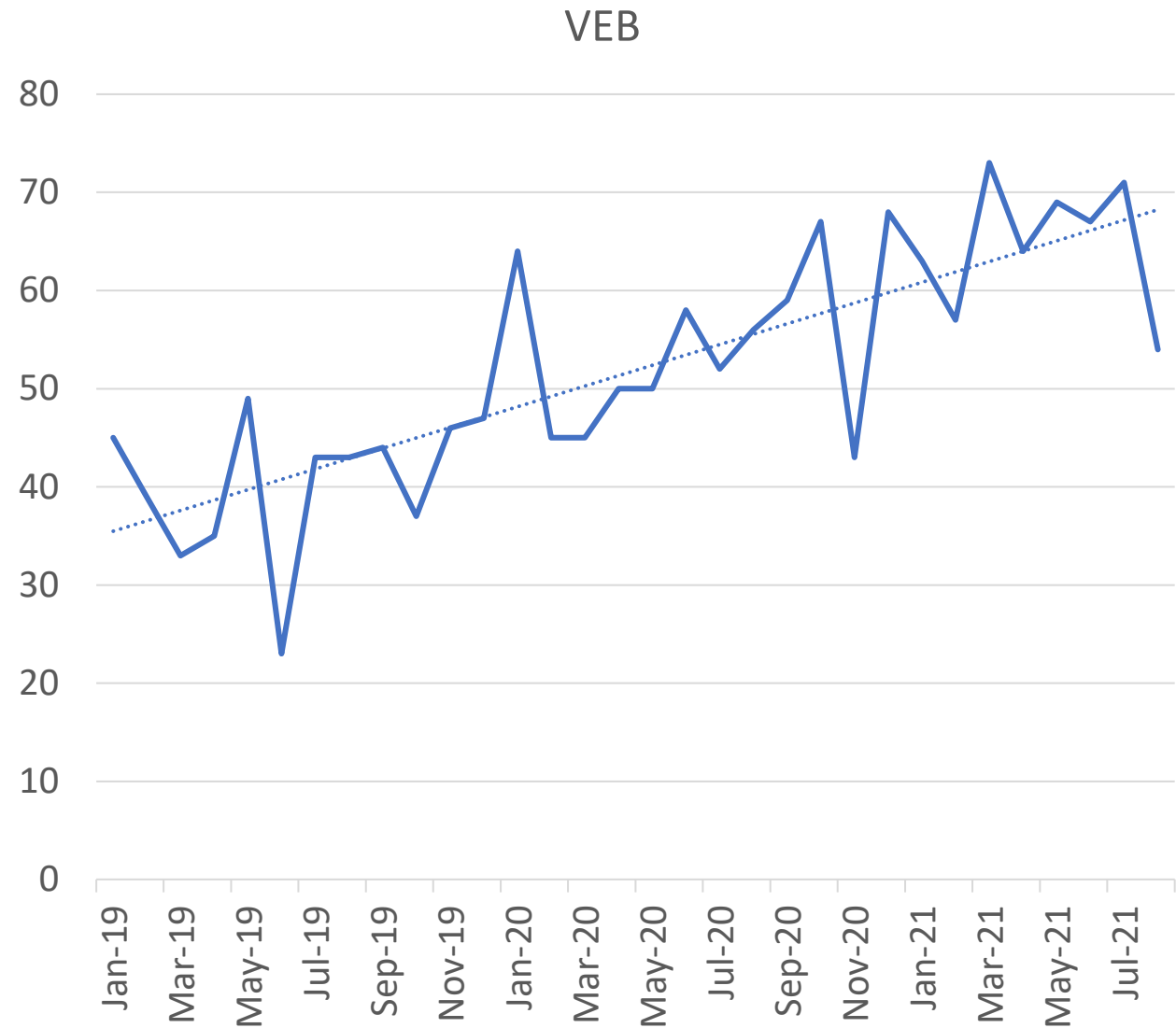
## Homicides: January 2019 to August 31, 2021

- 299 homicides so far in 2021 vs. 242 at this time in 2020: 24% increase
- 2021 notables:
  - One month with fewer than 30 homicides
  - Five months with more than 40 homicides



# Vehicles


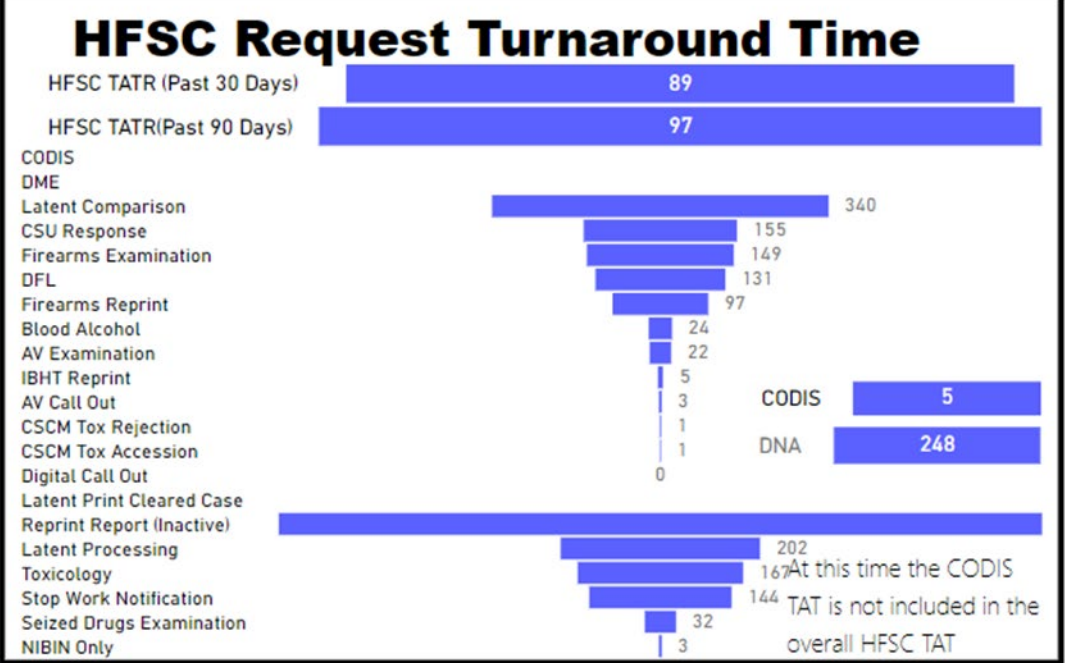
- Processed 518 vehicles this year compared to 420 this time last year: 23% increase
- Surpassed the total number of vehicles processed ***in all*** of 2019
- If CSU averages 50 vehicles for the rest of 2021 they will still surpass vehicles processed in 2021



# Operations Report


September 10, 2021

# August 2021 Company Overview



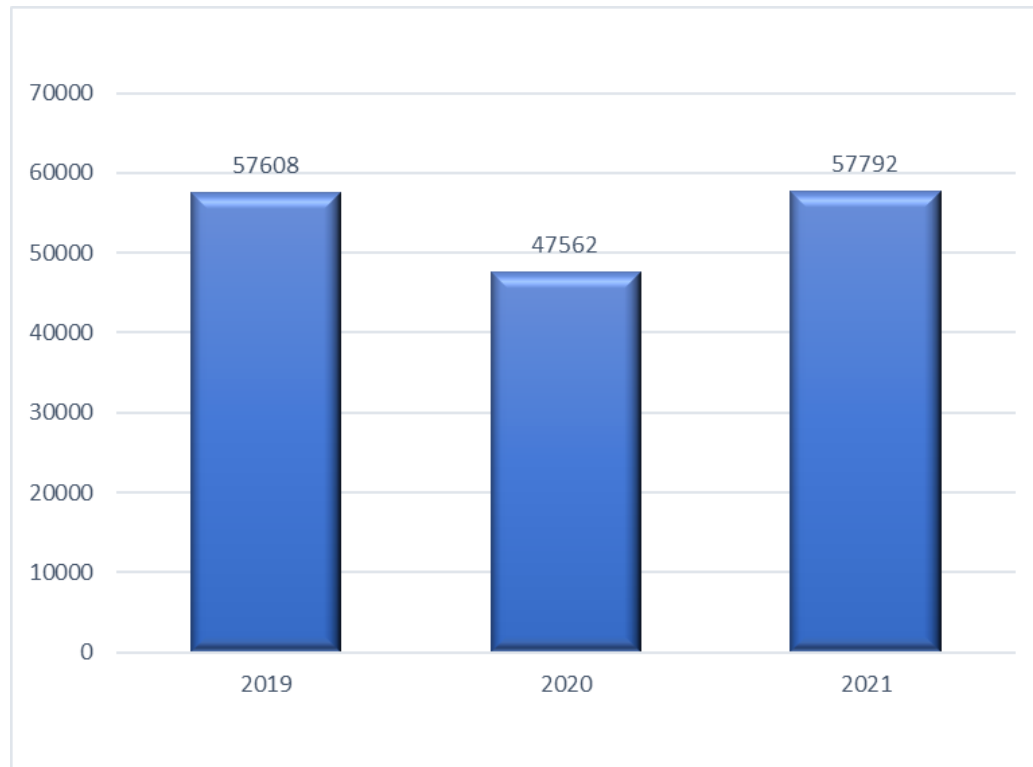
# Highlights

- Section updates

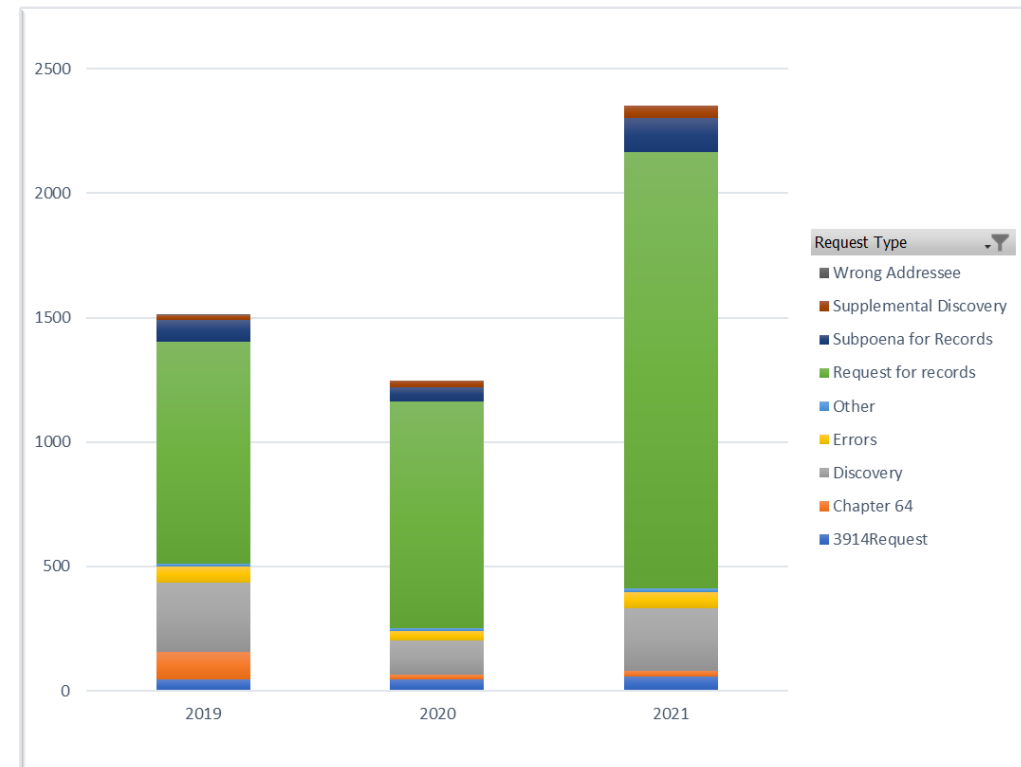


# Client Services and Case Management

## Evidence Items Transferred (Jan-Aug)



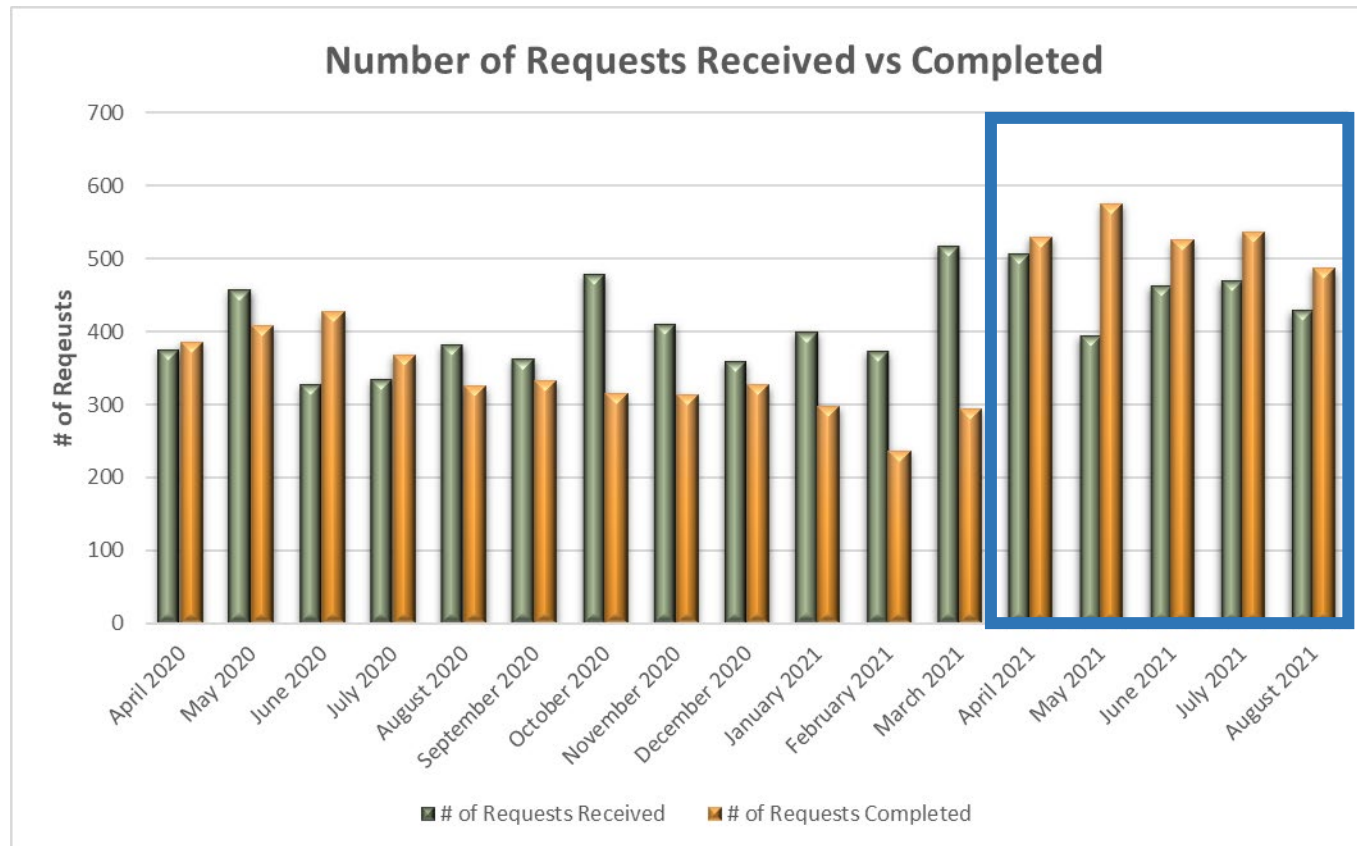
## Records Requests (Jan-Aug)





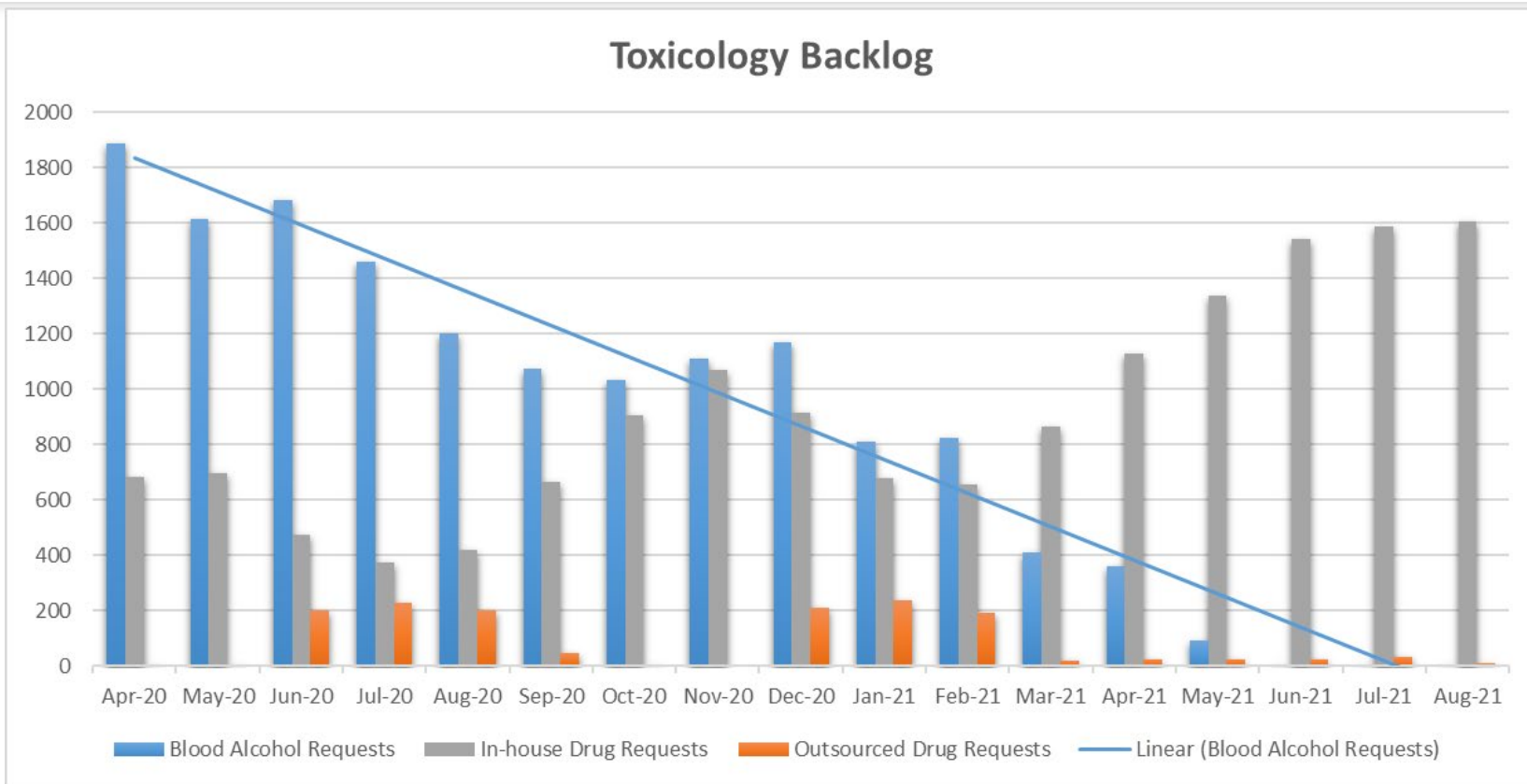
# Seized Drugs

**Non-marijuana backlog: 28**  
**Marijuana backlog: 305**



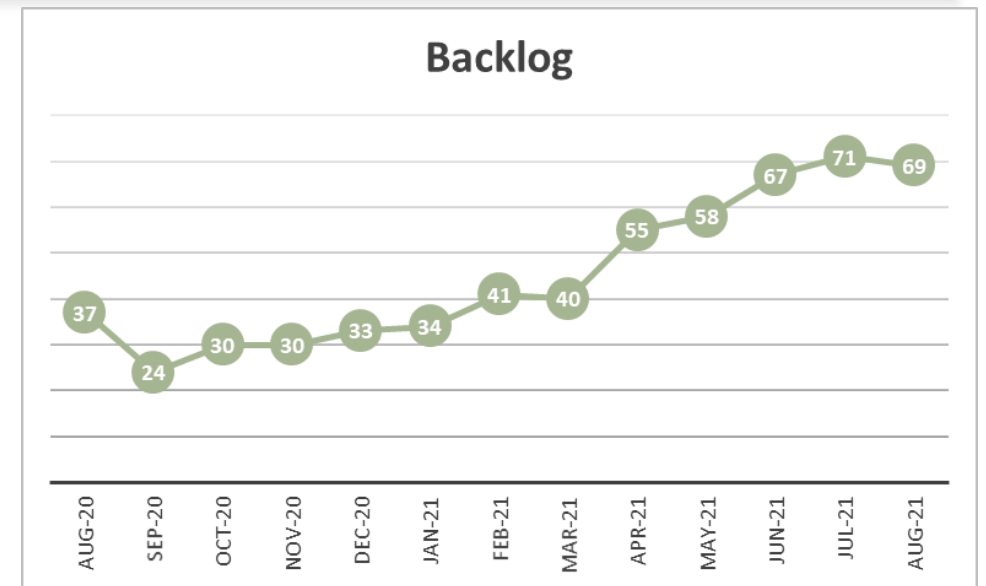
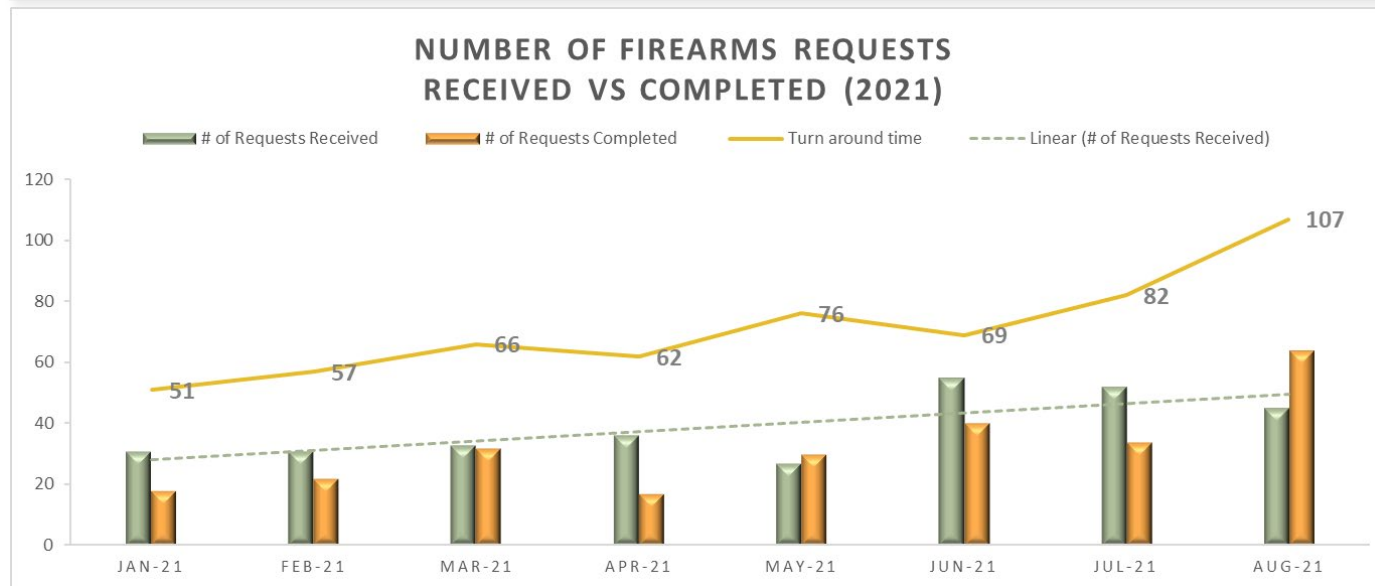
- Since April 2021, output has exceeded incoming requests
- August 2021 in-jail requests: 13 day turnaround time
- Marijuana continues to be a challenge

# Blood Alcohol/Toxicology



- Focus: training more analysts to complete drug confirmations
- Section has for several months maintained a 30-day or less turnaround time on blood alcohol requests

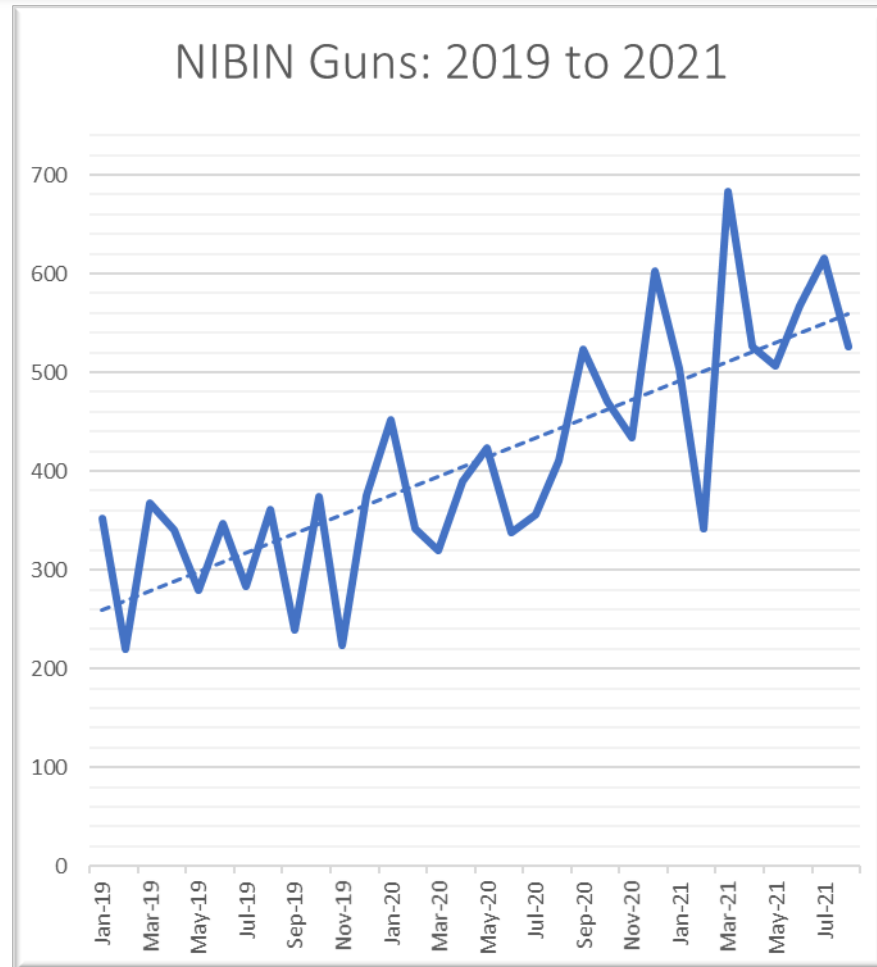
# Firearms



- June-July: requests increased 67% \*
- August: 45% increase
- Section implemented “Operation Pew Pew” in August: increased by 100% the number of requests completed\*

\* compared to monthly average January 2020-May 2021

# National Integrated Ballistic Information Network (NIBIN)

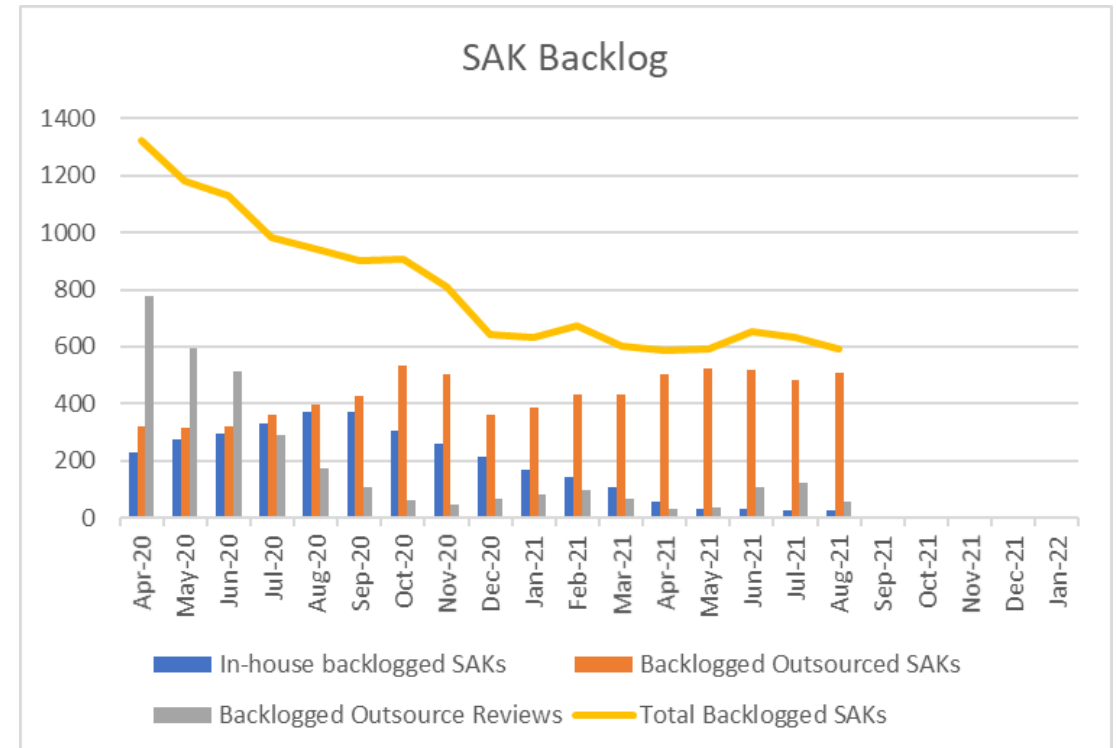
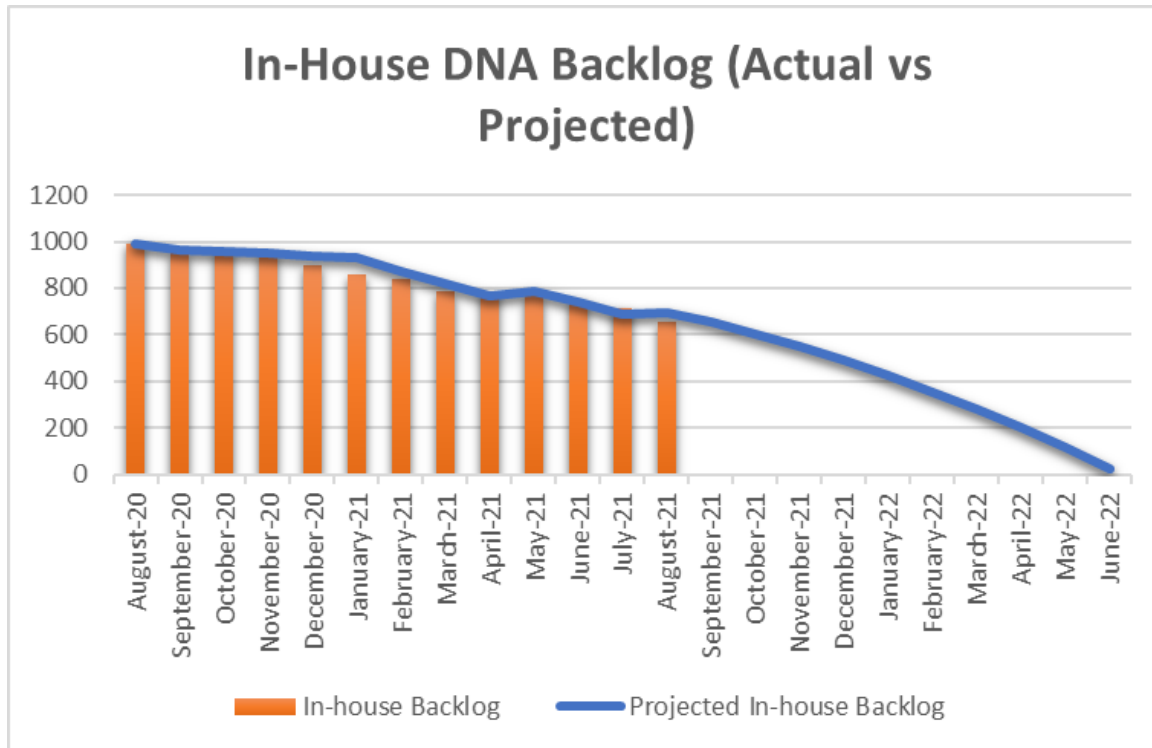


- Average turnaround time of 2.3 days maintained from the start of the pandemic
- Average number of guns received per month has increased 47% compared to pre-COVID average
- Additional NIBIN technician started September 7

# Forensic Biology: Backlog Update

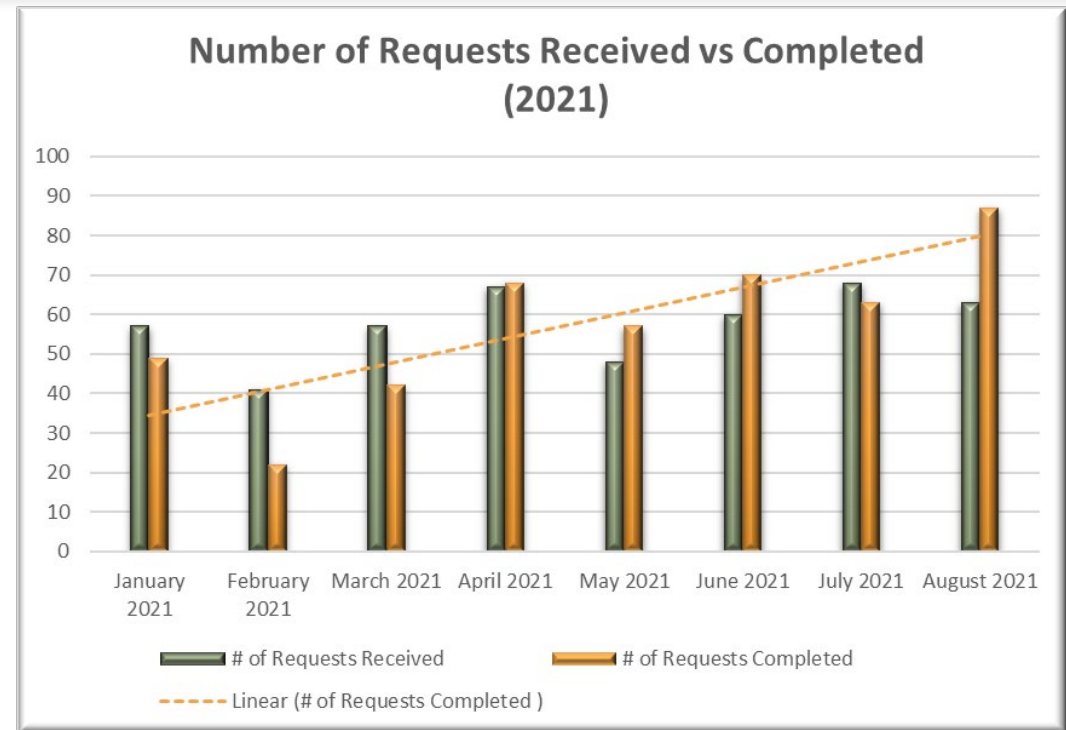
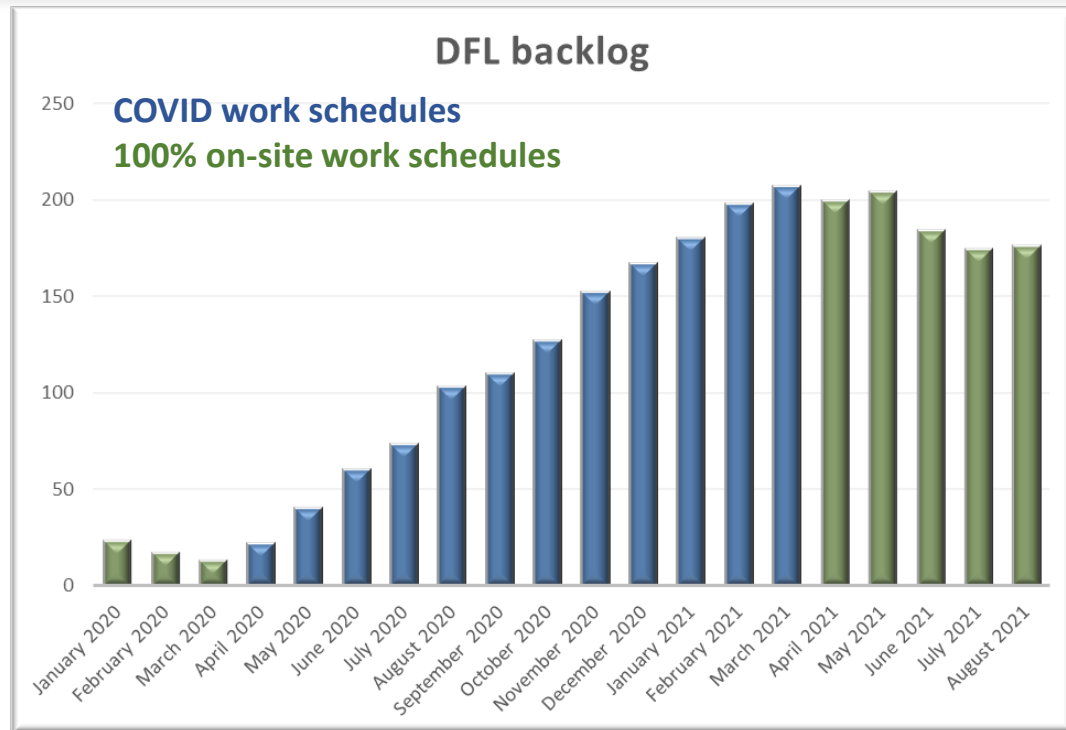
Projected overall in-house backlog at  
end of August 2021: 694 Actual: 654

Total DNA backlog: 1,280



- Five new DNA analysts authorized in July-August 2021
- New round of DNA analyst training begins in October 2021 (2 analysts)

# Multimedia

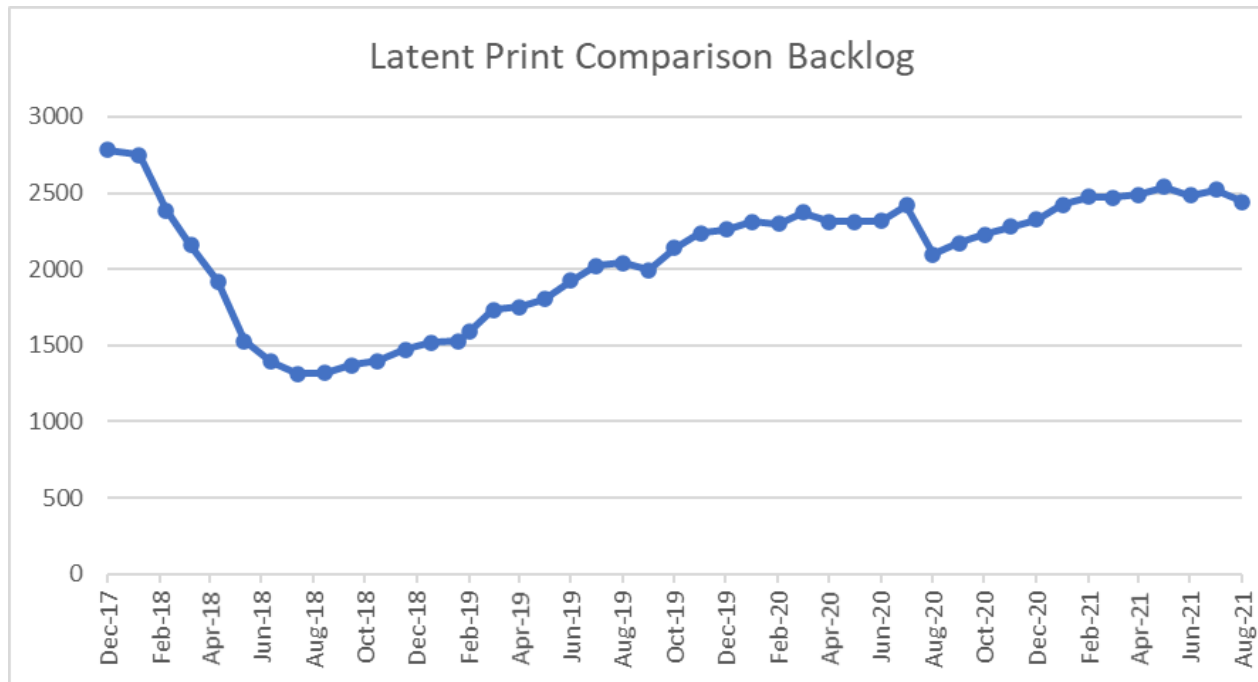


- The digital backlog developed due to COVID work schedules
- 2021: section increases digital output by 26% compared to 2020
- Section is cross-training staff in digital and audio/video to build capacity

# Latent Prints

Latent print comparison backlog: 2,444

Latent print processing backlog: 567




- 2016: HFSC received over ~2,500 latent print comparison requests within 2 days
- 2018: CSU collection improves, latent print backlog increases again
- November 2020: HFSC launches lean six sigma project

# Latent Prints: Process Improvements

## **External Changes**

*Effective July 1st*

- New request process
- Case prioritization
- Case management policy



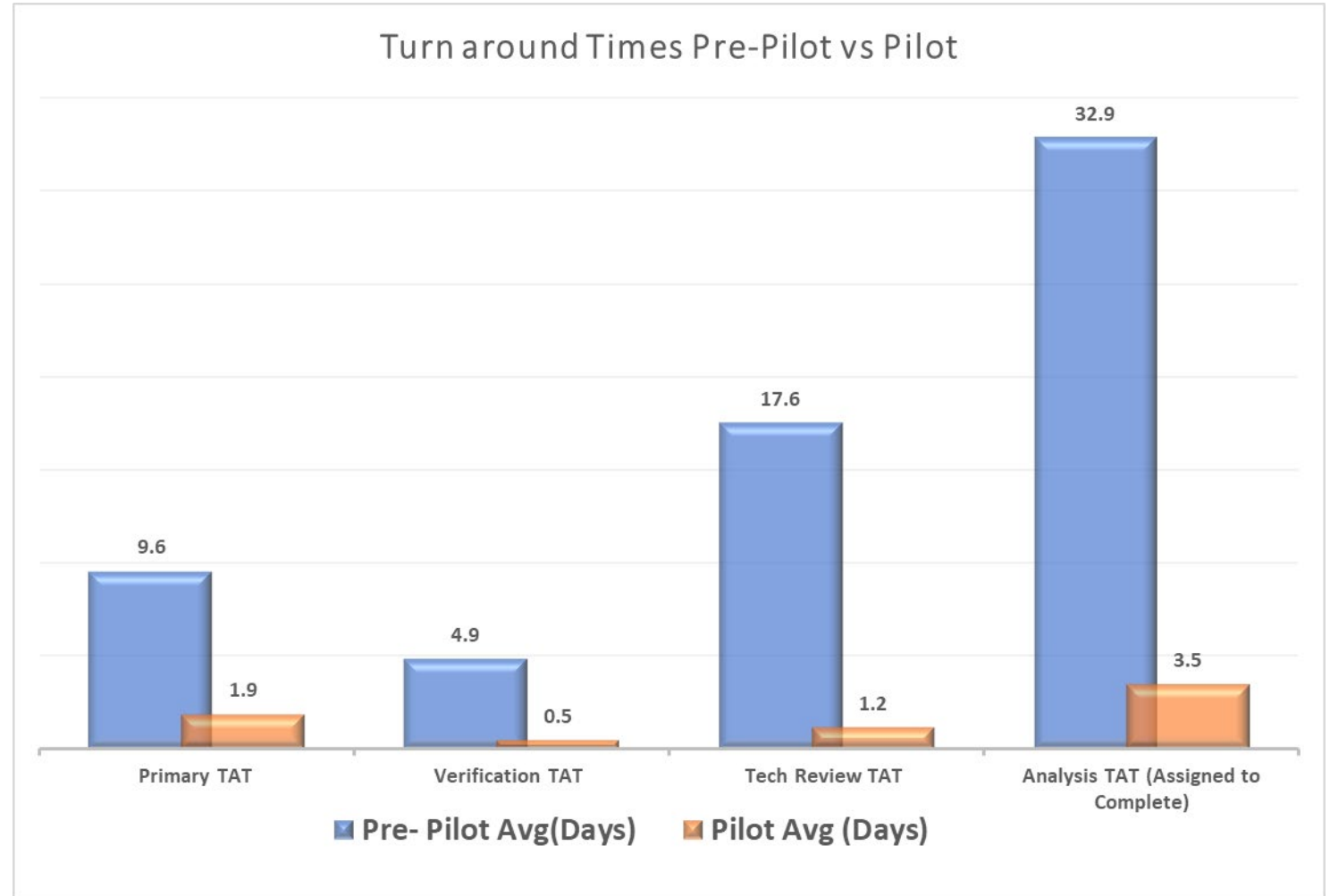
## **Internal Changes**

*Effective August 10th*

- Latent print support specialist (case manager)
- Hybrid work model
- Streamlined and efficient workflow
- Streamlined/standardized image process



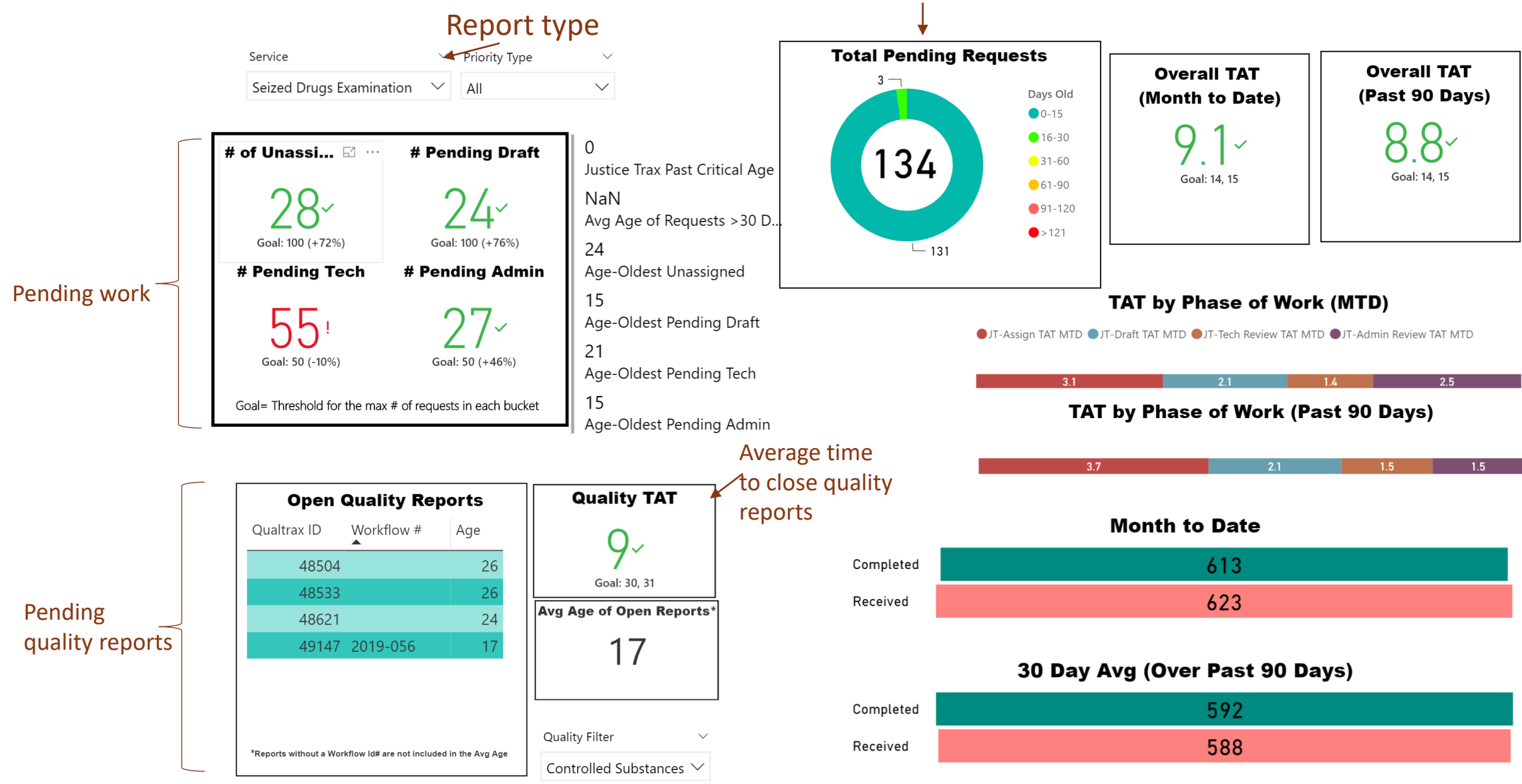
# Early lean six sigma pilot results



Detail data

# Key for Dashboard Section Pages

Center of ring=total pending cases  
Ring=breakdown of age for all pending cases



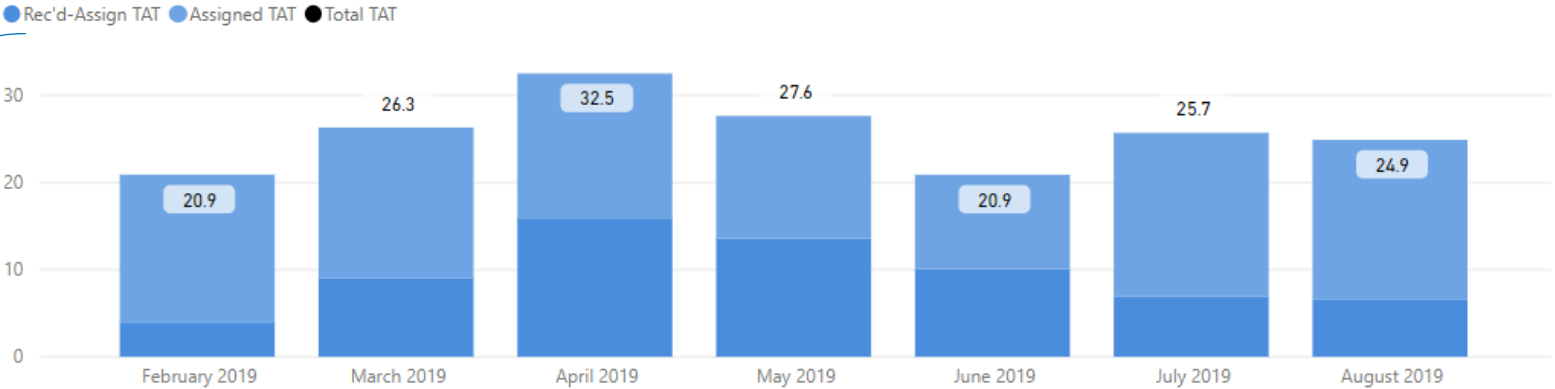
# Key for Dashboard Historical Pages 1/2

## Date Range

8/1/2018

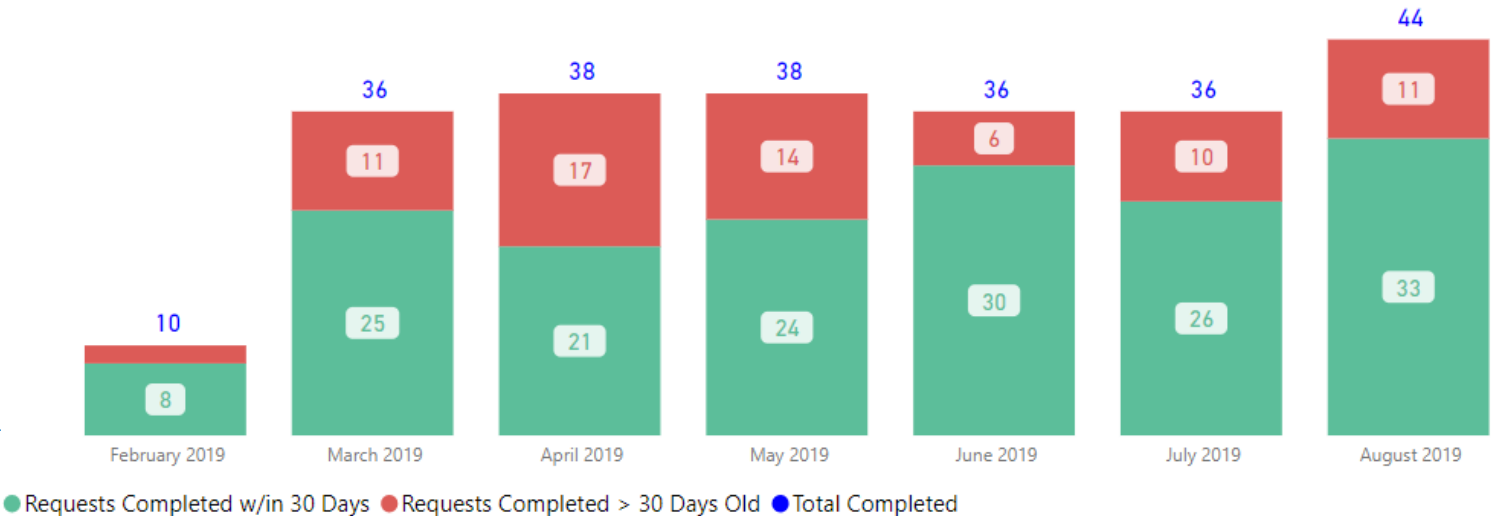
8/31/2019

## Total TAT by Month



Data broken down by month

## Requests Completed



Type of testing

**Request Type**

Firearms Examination

Priority Type

All

Report type

## Selected Time Frame Averages

26.11

Total TAT (Rec'd-Compl.) Avg

16.08

Assigned TAT (Asgmt.-Compl.) Avg

Overall average for the selected date range

## Received to Complete

238

Requests Completed

71

Requests Completed > 30 Days Old

29.83 %

% Completed > 30 Days Old

Requests more than 30 days old are considered to be backlogged requests

TAT= Turnaround Time

# Key for Dashboard Historical Pages 2/2

Type of testing

Service

Priority Type

Seized Drugs Examination

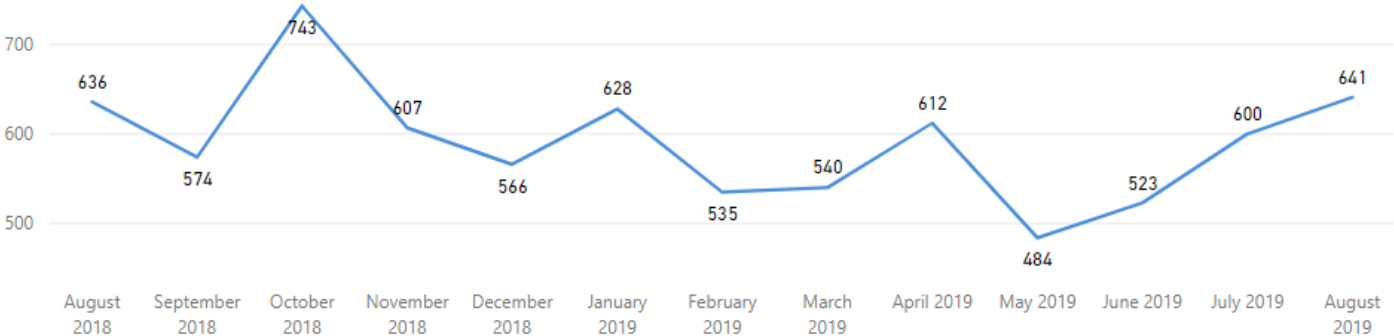
All

Report type

Received Filter

8/1/20188/31/2019

Received by Month



Total Received

7,689

Received per Month (Avg)\*

591

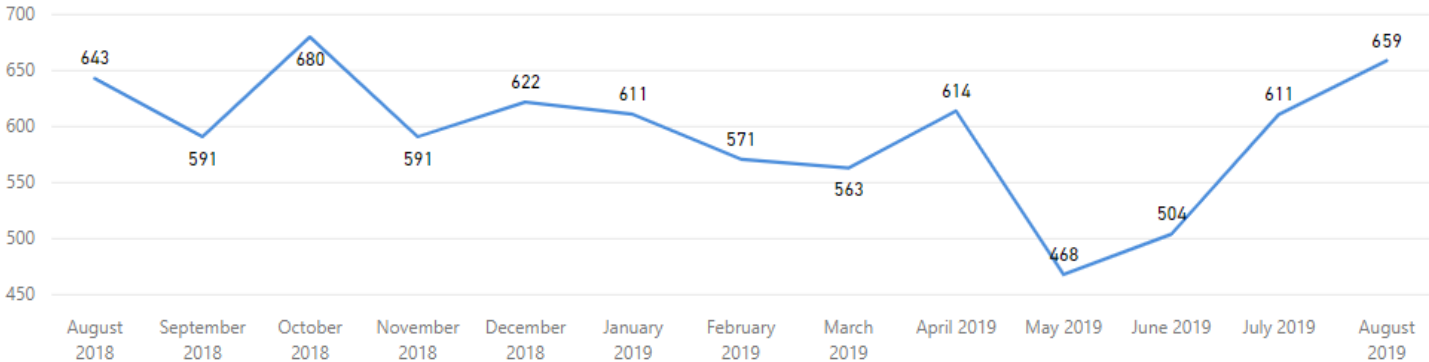
Overall average for the selected date range

Data broken down by month

Completed Filter

8/1/20188/31/2019

Completed by Month



Total Completed

7,728

Completed per Month (Avg)\*

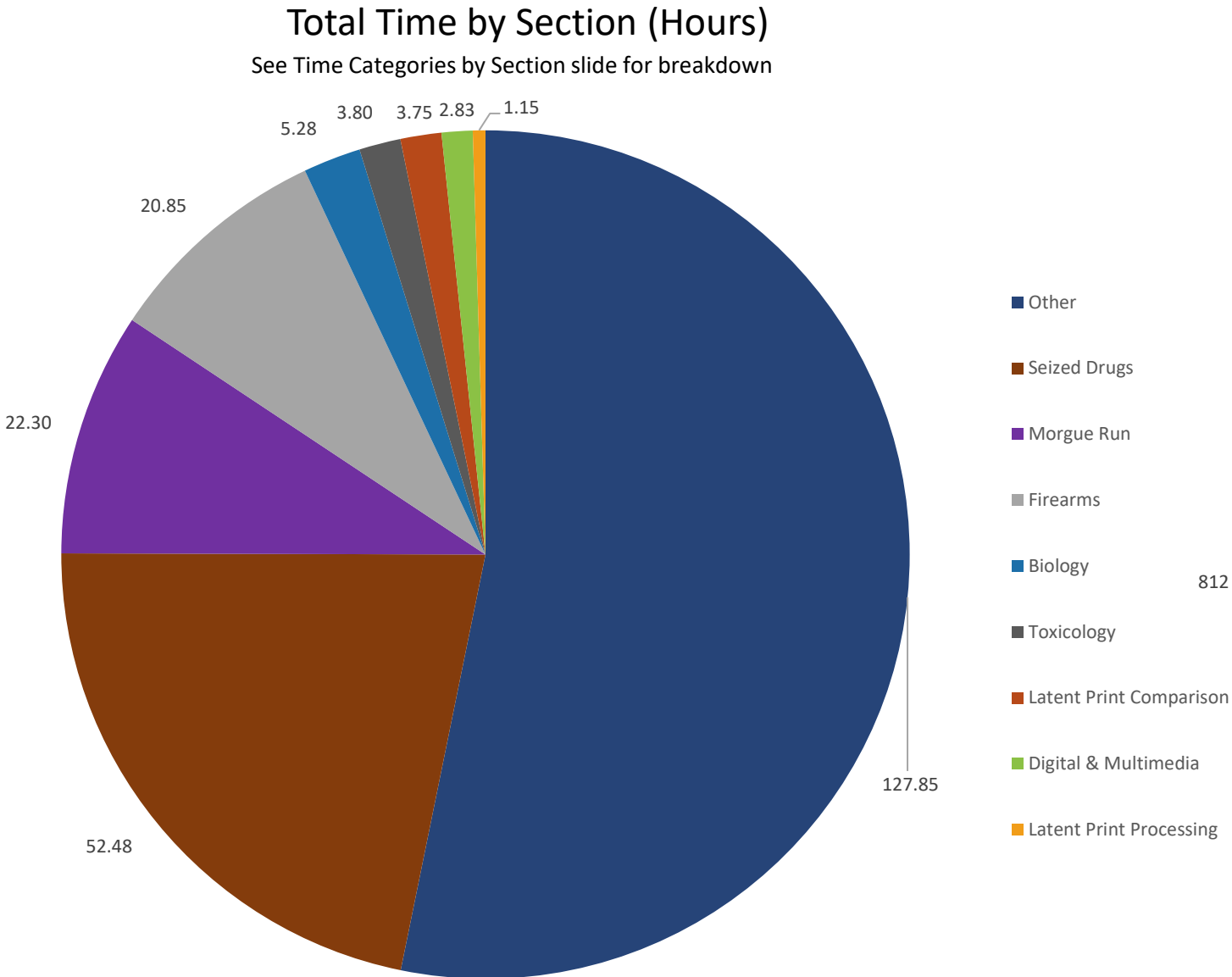
594

Overall average for the selected date range

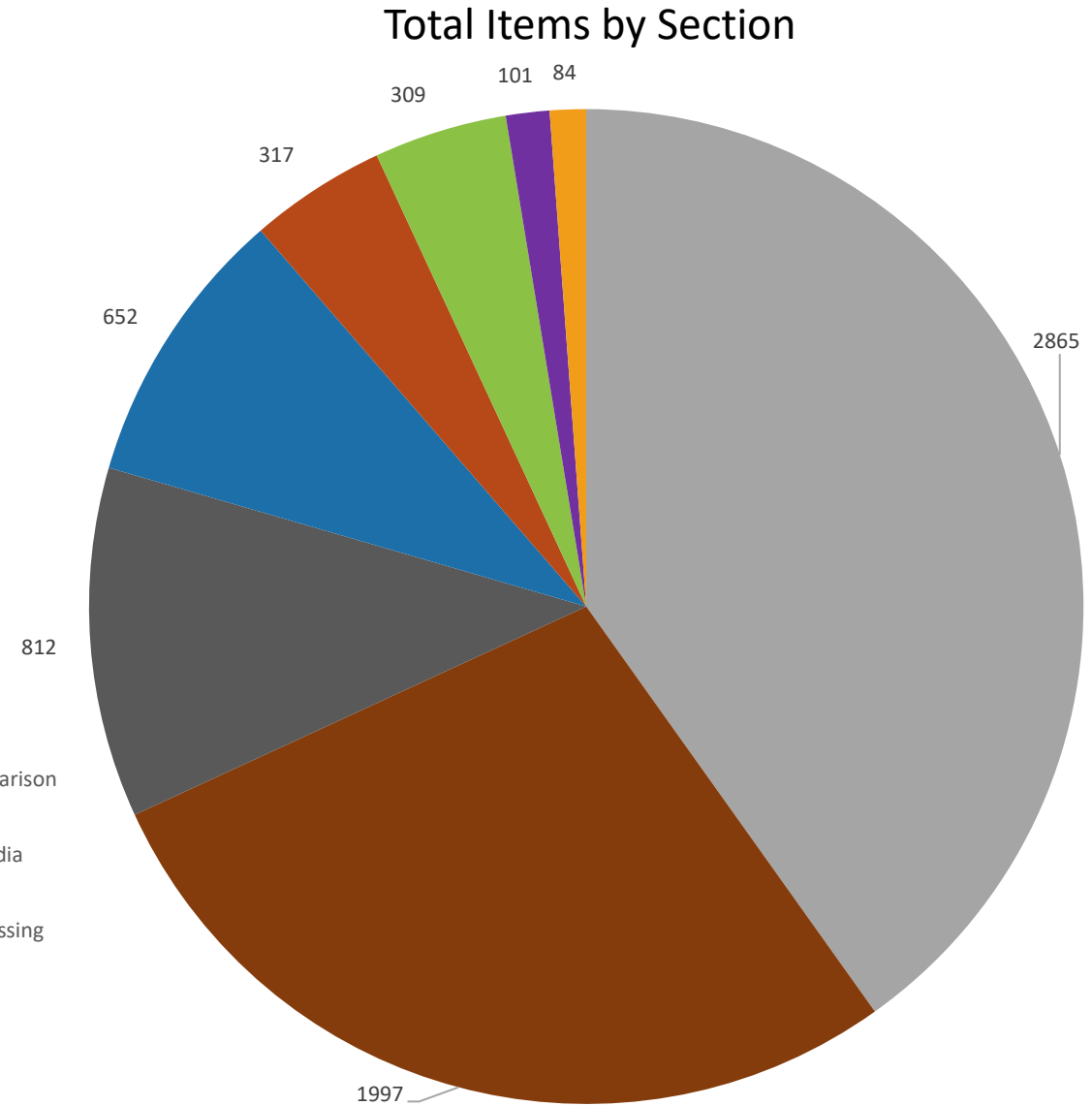
\* months with zero activity are not calculated into the average

# Client Services and Case Management (CS/CM)

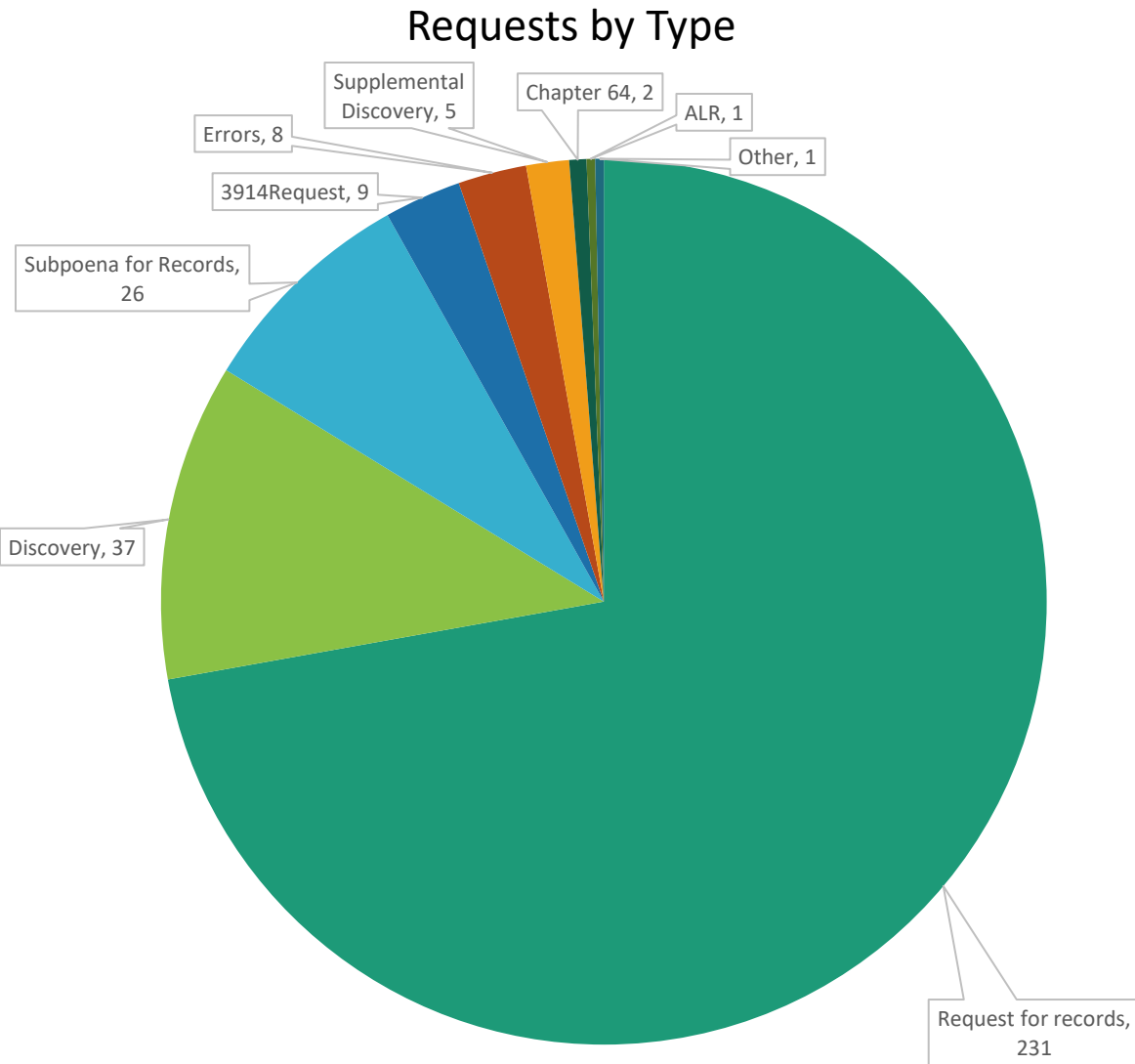
# CS/CM – August



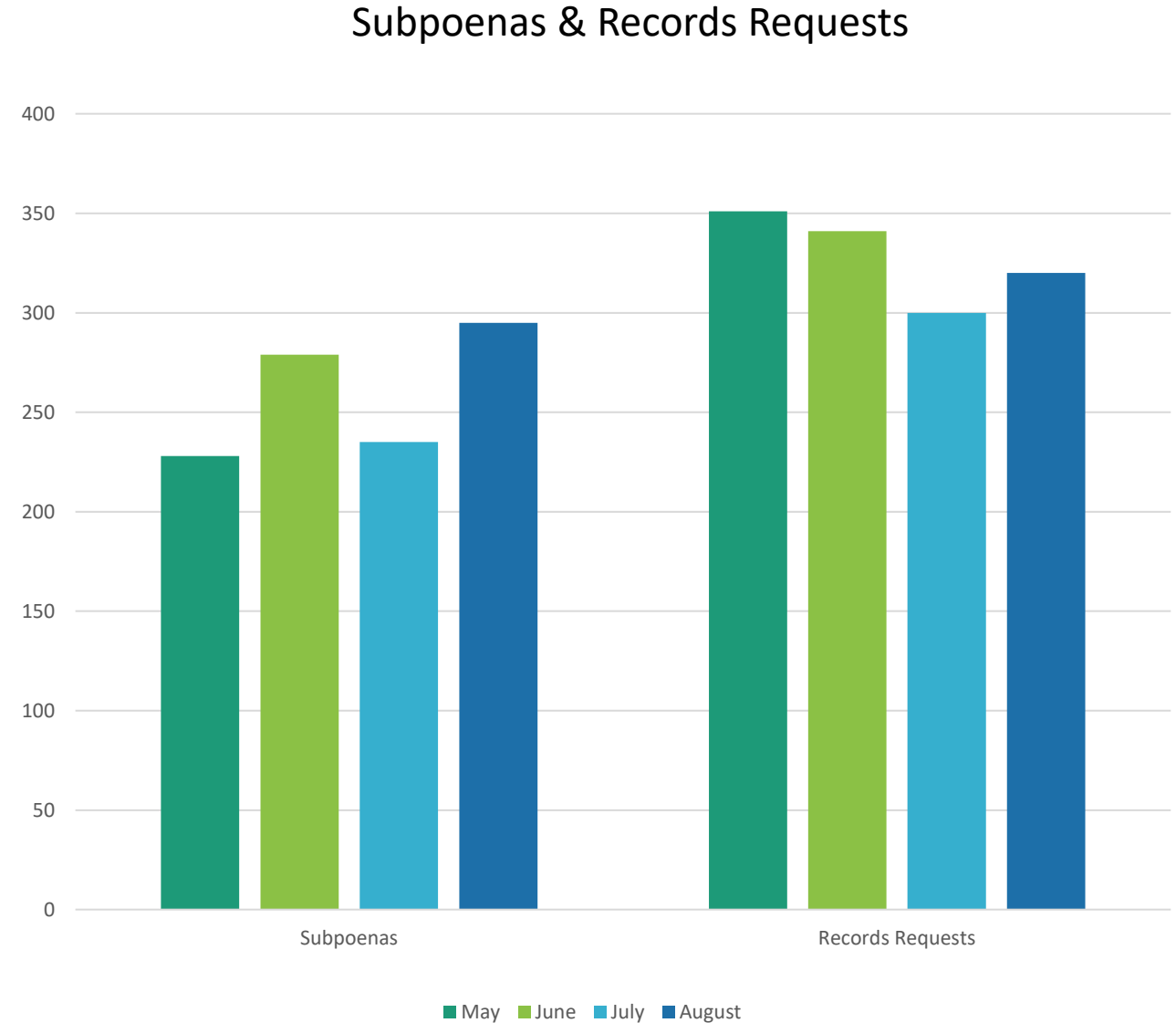
# Evidence Handling



# CS/CM – August

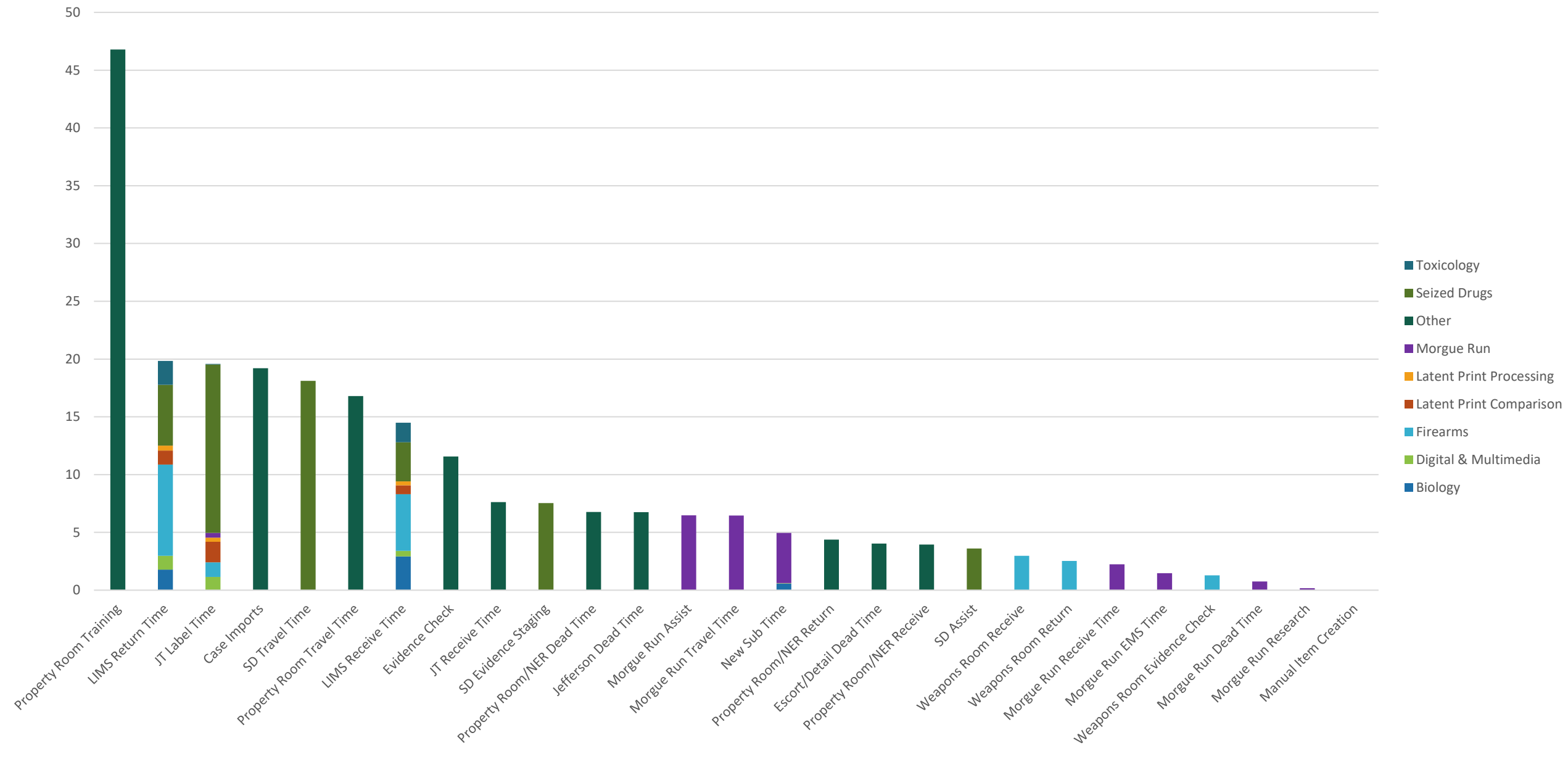


# Administrative





# Evidence Handling



Service

CSCM Tox Accession



Priority Type

All



# of Unassigned

0✓

Goal: 150 (+100%)

# Pending Draft

1✓

Goal: 3 (+66.67%)

# Pending Admin

3✓

Goal: 60 (+95%)

Goal= Threshold for the max # of requests in each bucket

0  
Justice Trax Past Critical Age  
NaN  
Avg Age of Requests >30 D...  
0  
Age-Oldest Unassigned  
12  
Age-Oldest Pending Draft  
12  
Age-Oldest Pending Tech  
0  
Age-Oldest Pending Admin

## Total Pending Requests

Overall TAT  
(Month to Date)

1.0✓

Goal: 5, 10

Overall TAT  
(Past 90 Days)

2.1✓

Goal: 5, 10

## TAT by Phase of Work (MTD)

● JT-Assign TAT MTD ● JT-Draft TAT MTD ● CSCM-Admin Review TAT MTD



## TAT by Phase of Work (Past 90 Days)



## Month to Date

Completed

398

Received

398

## 30 Day Avg (Over Past 90 Days)

Completed

404

Received

372

## Open Quality Reports

Qualtrax ID	Workflow #	Age
88552	2021-042	14
89089		8
89143		8

\*Reports without a Workflow Id# are not included in the Avg Age

## Quality TAT

32!

Goal: 30, 31

Avg Age of Open Reports\*

14

Quality Filter

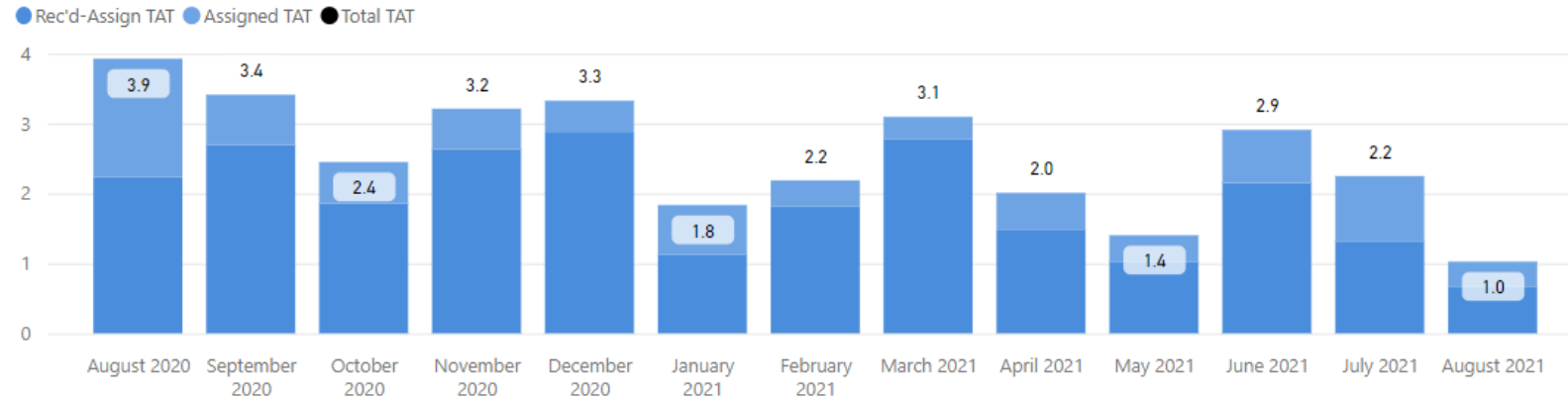
Client Services/Case Manage... ▾

## Date Range

8/1/2020

8/31/2021

## Total TAT by Month



## Request Type

CSCM Tox Accession

Priority Type

All

## Selected Time Frame Averages

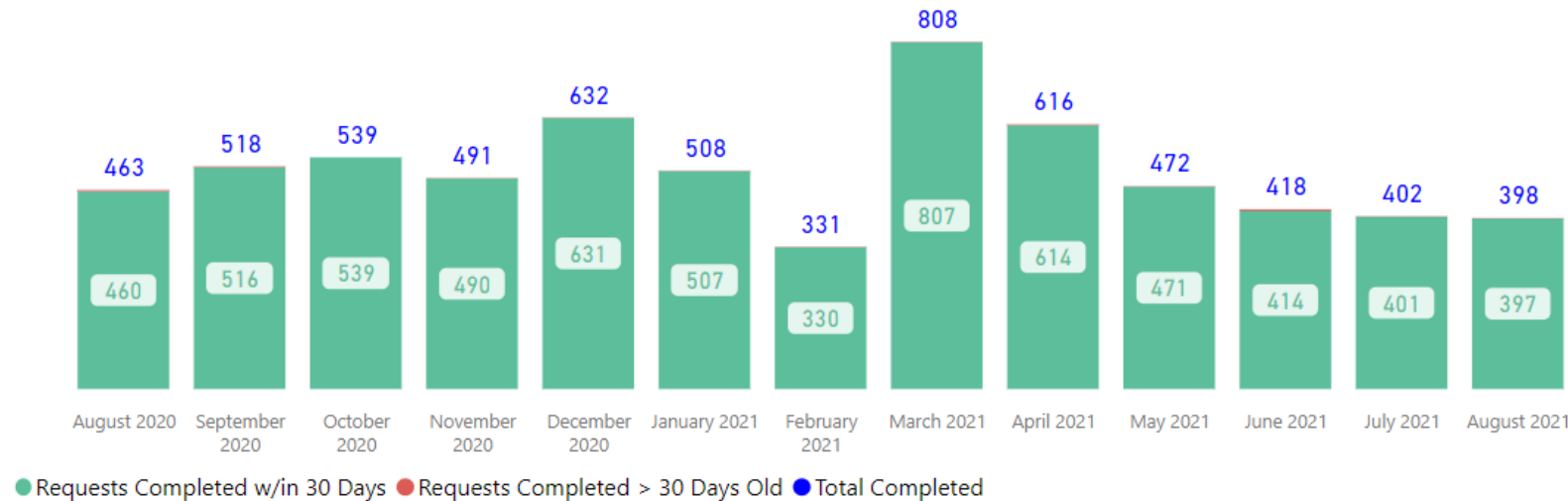
2.60

Total TAT (Rec'd-Compl.) Avg

0.63

Assigned TAT (Asgmt.-Compl.) Avg

## Requests Completed



## Received to Complete

6596

Requests Completed

19

Requests Completed > 30 Days Old

0.29 %

% Completed > 30 Days Old

Requests more than 30 days old are considered to be backlogged requests

Service

CSCM Tax Accession

Priority Type

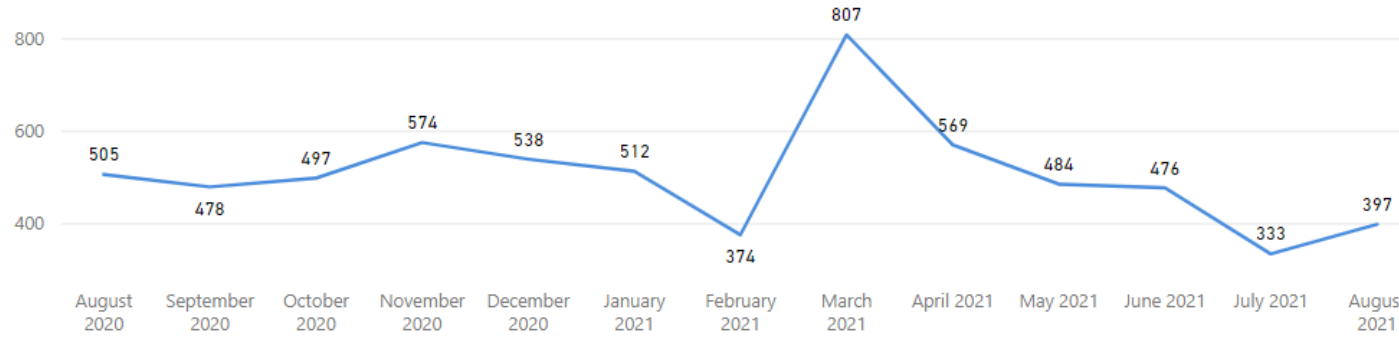
All

### Received Filter

8/1/2020

8/31/2021

### Received by Month



### Total Received

6,544

### Received per Month (Avg)\*

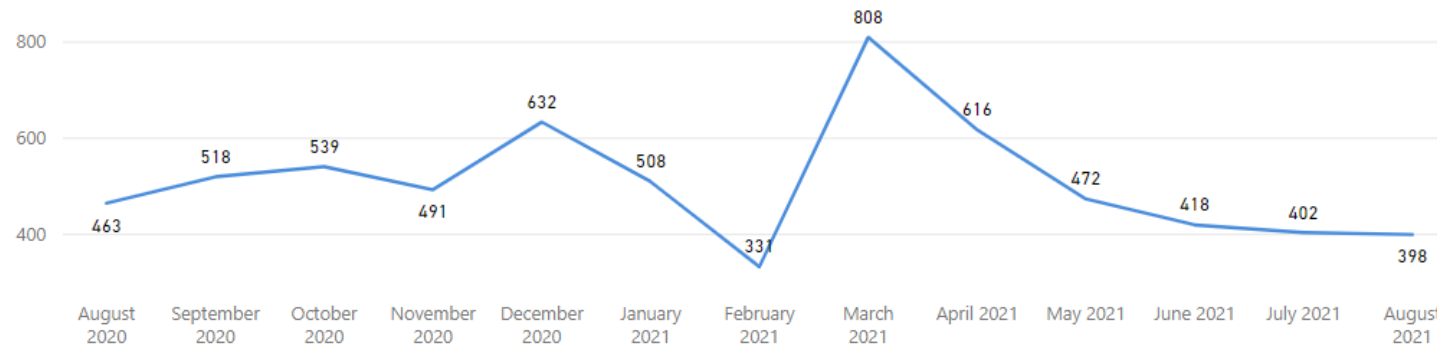
503

### Completed Filter

8/1/2020

8/31/2021

### Completed by Month



### Total Completed

6,596

### Completed per Month (Avg)\*

507

\* months with zero activity are not calculated into the average

Service

CSCM Tox Rejection

Priority Type

All

# of Unassigned

0✓

Goal: 3 (+100%)

# Pending Draft

0✓

Goal: 5 (+100%)

# Pending Admin

2✓

Goal: 10 (+80%)

Goal= Threshold for the max # of requests in each bucket

0

Justice Trax Past Critical Age

NaN

Avg Age of Requests &gt;30 D...

0

Age-Oldest Unassigned

0

Age-Oldest Pending Draft

12

Age-Oldest Pending Tech

0

Age-Oldest Pending Admin

## Total Pending Requests



Days Old

0-15

16-30

31-60

61-90

91-120

&gt;121

Overall TAT  
(Month to Date)

1.4✓

Goal: 5, 10

Overall TAT  
(Past 90 Days)

1.2✓

Goal: 5, 10

## TAT by Phase of Work (MTD)

● JT-Assign TAT MTD ● JT-Draft TAT MTD ● CSCM-Admin Review TAT MTD



## TAT by Phase of Work (Past 90 Days)



## Month to Date



## 30 Day Avg (Over Past 90 Days)



## Open Quality Reports

Qualtrax ID	Workflow #	Age
88552	2021-042	14
89089		8
89143		8

\*Reports without a Workflow Id# are not included in the Avg Age

## Quality TAT

32!

Goal: 30, 31

## Avg Age of Open Reports\*

14

Quality Filter

Client Services/Case Manage... ▾

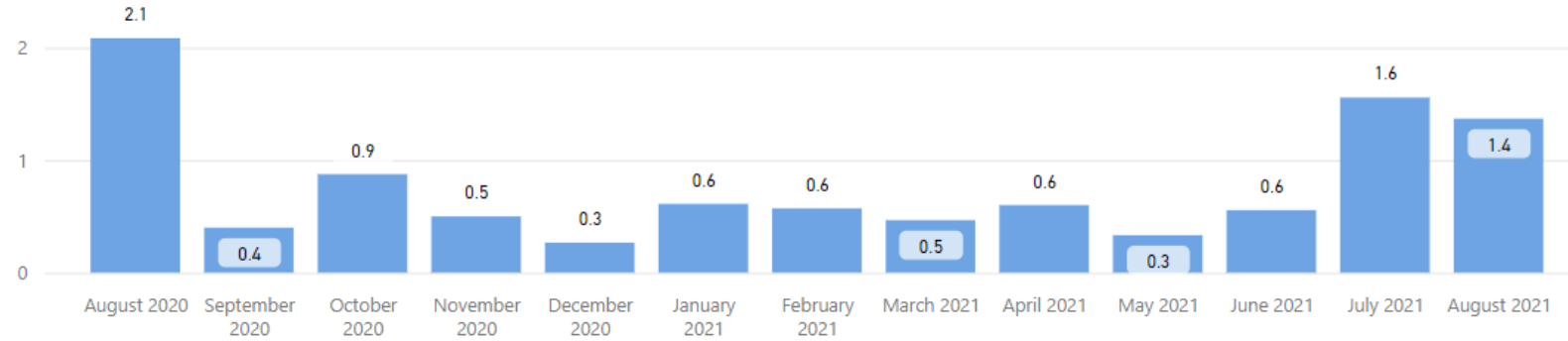
## Date Range

8/1/2020

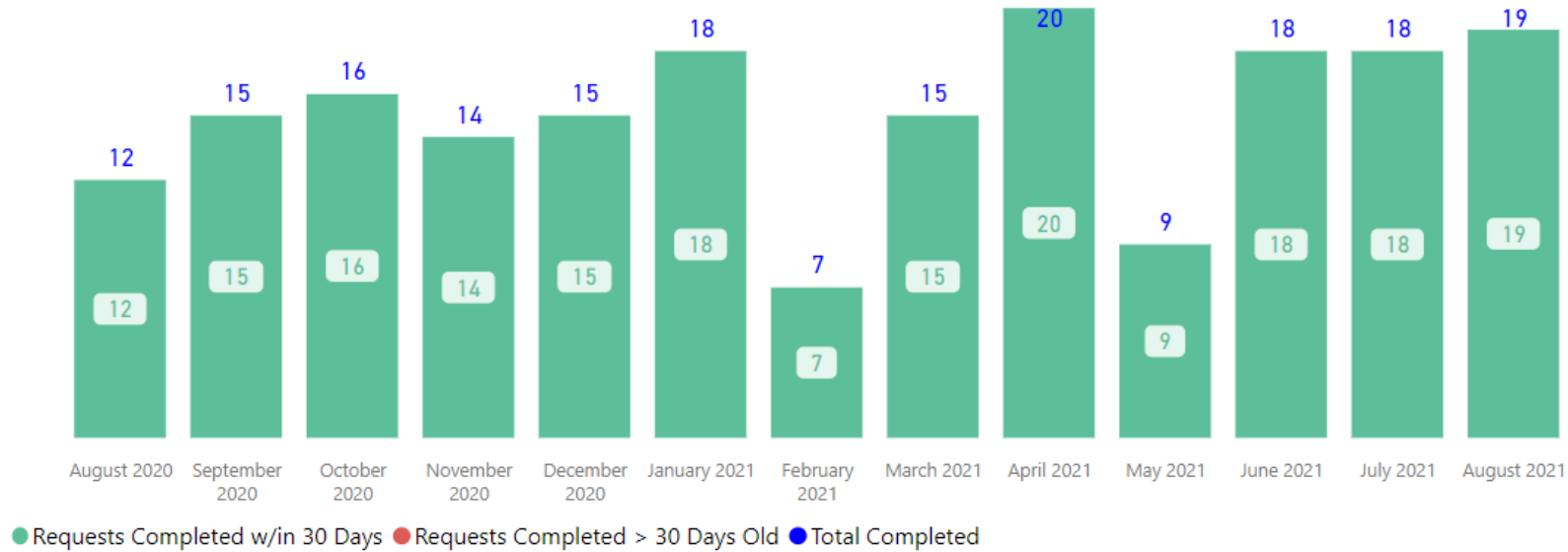
8/31/2021

## Total TAT by Month

● Rec'd-Assign TAT ● Assigned TAT ● Total TAT



## Requests Completed



## Request Type

CSCM Tox Rejection

Priority Type

All

## Selected Time Frame Averages

0.80

Total TAT (Rec'd-Compl.) Avg

0.80

Assigned TAT (Asgmt.-Compl.) Avg

## Received to Complete

196

Requests Completed

0

Requests Completed > 30 Days Old

0.00 %

% Completed > 30 Days Old

Requests more than 30 days old are considered to be backlogged requests

Service

CSCM Tax Rejection

Priority Type

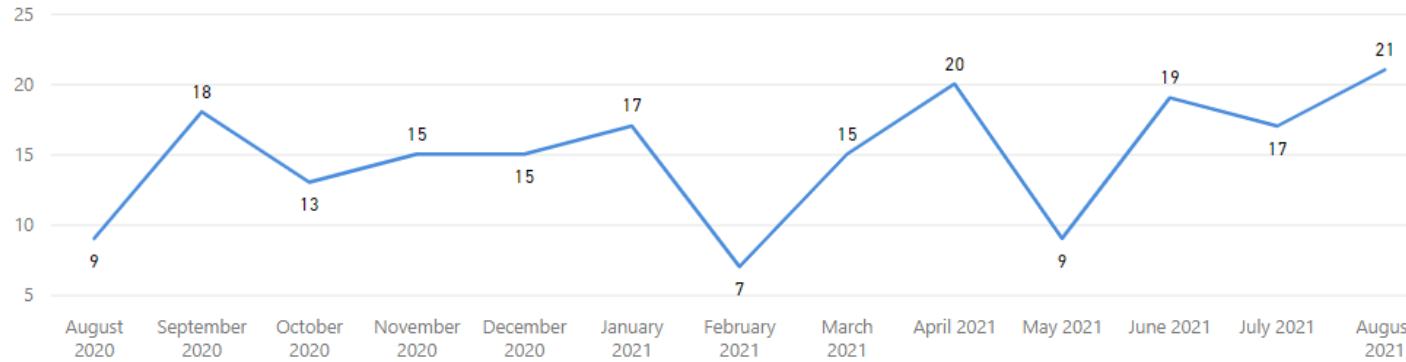
All

## Received Filter

8/1/2020

8/31/2021

## Received by Month



## Total Received

195

## Received per Month (Avg)\*

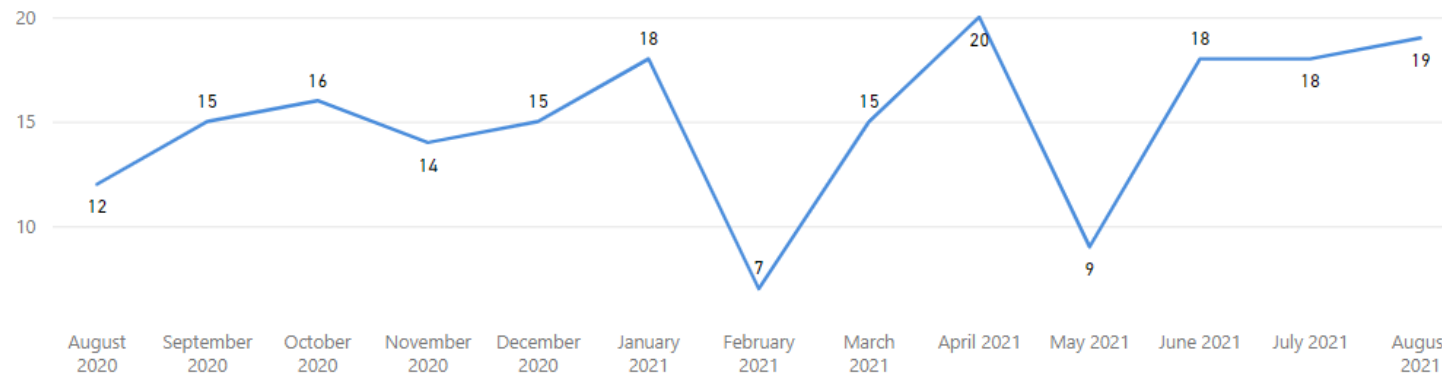
15

## Completed Filter

8/1/2020

8/31/2021

## Completed by Month



## Total Completed

196

## Completed per Month (Avg)\*

15

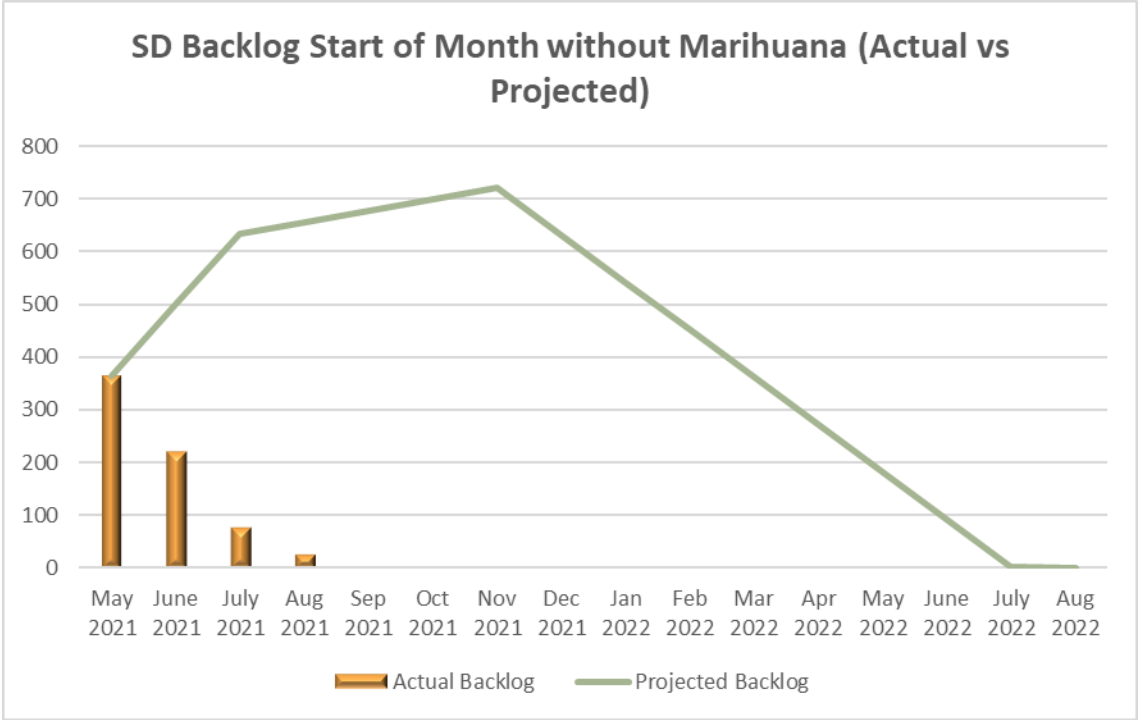
\* months with zero activity are not calculated into the average

# Seized Drugs



# Seized Drugs Backlog Update (excluding Marihuana)

	Projected	Actual
# of Backlogged Requests	655	28
# of Non-Mari Requests Completed	448	440
# of Non-Mari Requests Received	470	340



Service

Seized Drugs Examination

Priority Type

All

# of Unassigned

443!

Goal: 100 (-343%)

# Pending Draft

49✓

Goal: 100 (+51%)

# Pending Tech

43✓

Goal: 50 (+14%)

# Pending Admin

17✓

Goal: 50 (+66%)

Goal= Threshold for the max # of requests in each bucket

333

Justice Trax Past Critical Age

106

Avg Age of Requests >30 D...

351

Age-Oldest Unassigned

344

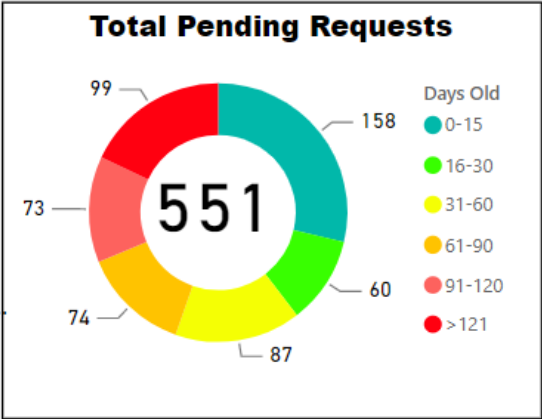
Age-Oldest Pending Draft

211

Age-Oldest Pending Tech

69

Age-Oldest Pending Admin



Overall TAT (Month to Date)

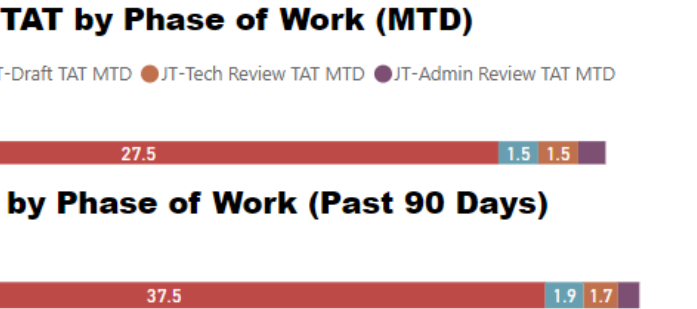
31.6!

Goal: 14, 15

Overall TAT (Past 90 Days)

42.1!

Goal: 14, 15



Open Quality Reports

Qualtrax ID	Workflow #	Age
86124		40
86470		36

\*Reports without a Workflow Id# are not included in the Avg Age

Quality TAT

40!

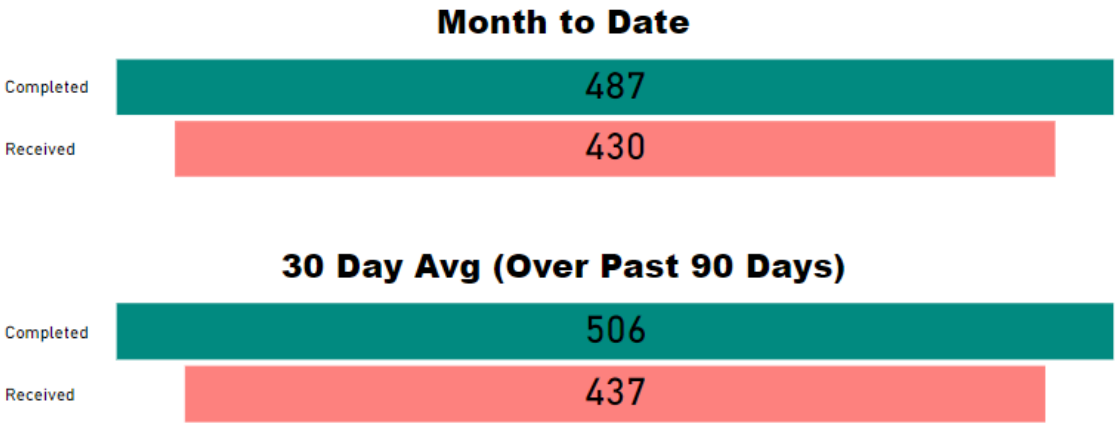
Goal: 30, 31

Avg Age of Open Reports\*

NaN

Quality Filter

Controlled Substances



Service

Seized Drugs Examination

▼

Priority Type

Mari

▼

# of Unassigned

362!

Goal: 100 (-262%)

# Pending Draft

18✓

Goal: 100 (+82%)

# Pending Tech

14✓

Goal: 50 (+72%)

# Pending Admin

0✓

Goal: 50 (+100%)

Goal= Threshold for the max # of requests in each bucket

305

Justice Trax Past Critical Age

111

Avg Age of Requests >30 D...

351

Age-Oldest Unassigned

344

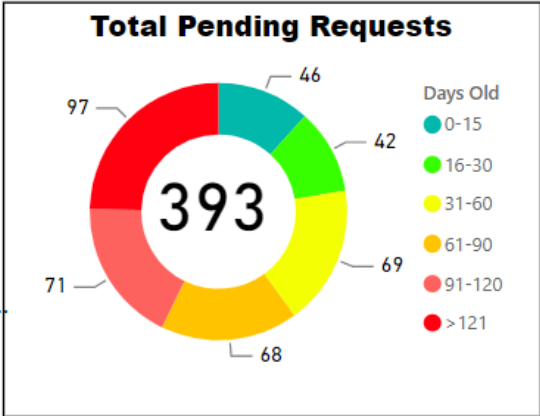
Age-Oldest Pending Draft

211

Age-Oldest Pending Tech

0

Age-Oldest Pending Admin



Overall TAT (Month to Date)

120.9!

Goal: 14, 15

Overall TAT (Past 90 Days)

117.5!

Goal: 14, 15

TAT by Phase of Work (MTD)

JT-Assign TAT MTD

JT-Draft TAT MTD

JT-Tech Review TAT MTD

JT-Admin Review TAT MTD



TAT by Phase of Work (Past 90 Days)



Open Quality Reports

Qualtrax ID	Workflow #	Age
86124		40
86470		36

\*Reports without a Workflow Id# are not included in the Avg Age

Quality TAT

40!

Goal: 30, 31

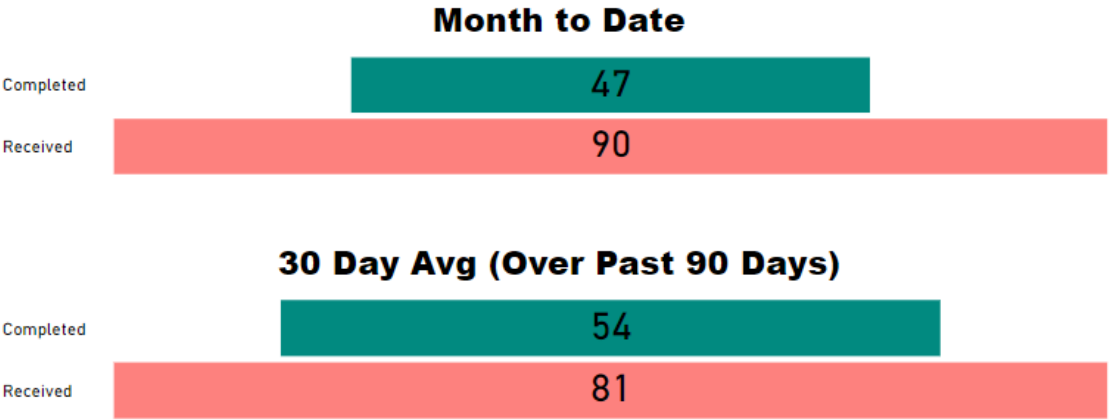
Avg Age of Open Reports\*

NaN

Quality Filter

Controlled Substances

▼



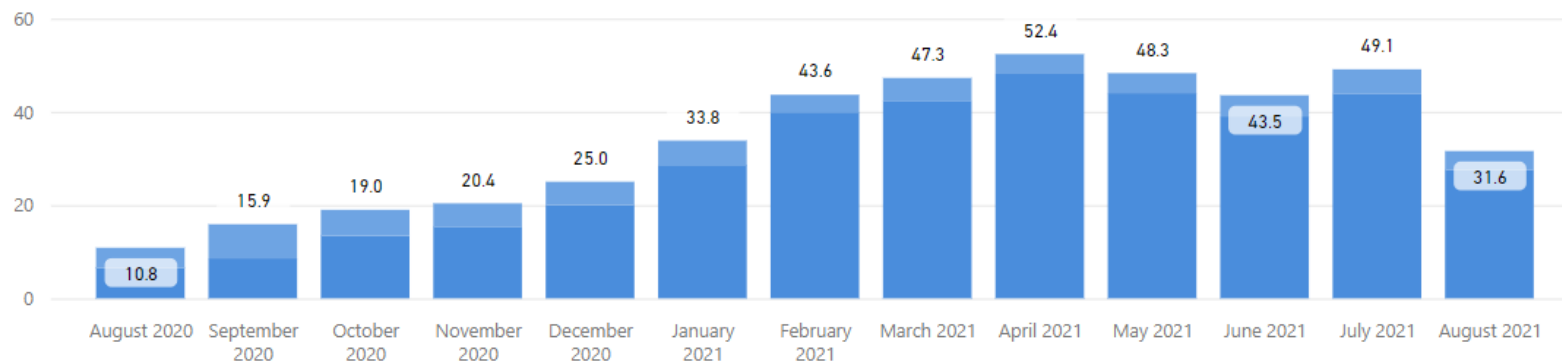
## Date Range

8/1/2020

8/31/2021

## Total TAT by Month

● Rec'd-Assign TAT ● Assigned TAT ● Total TAT



## Request Type

Seized Drugs Examination

Priority Type

All

## Selected Time Frame Averages

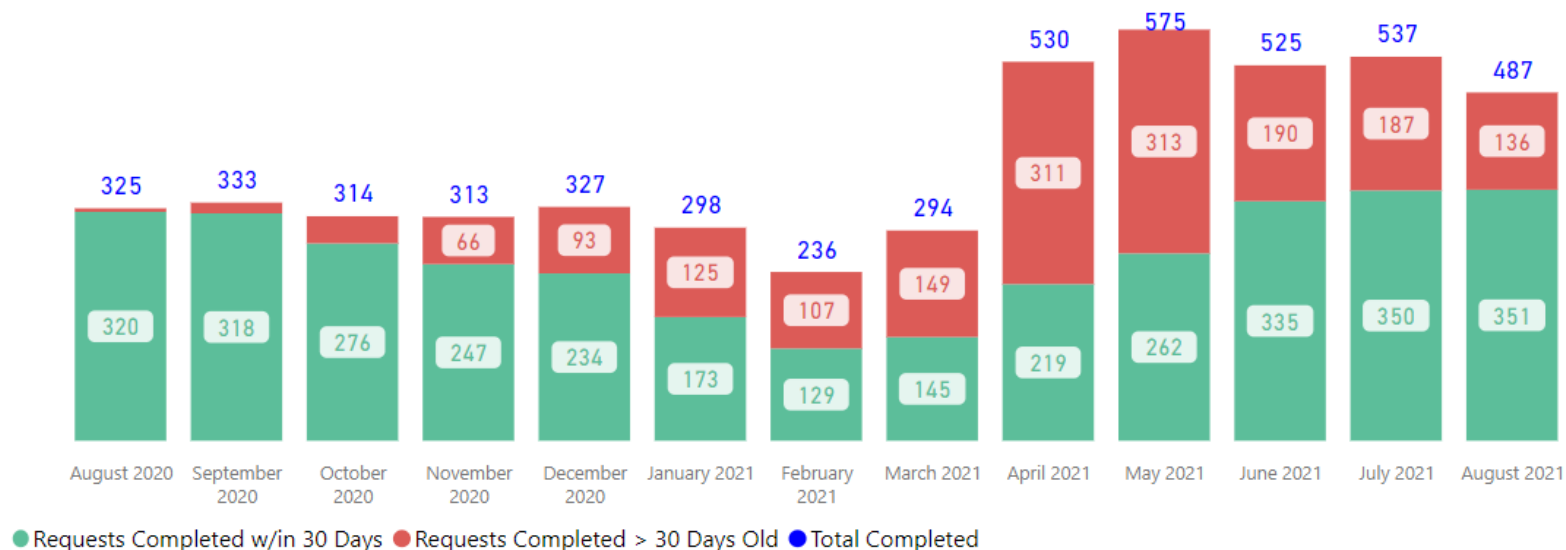
36.07

Total TAT (Rec'd-Compl.) Avg

4.84

Assigned TAT (Asgmt.-Compl.) Avg

## Requests Completed



## Received to Complete

5094

Requests Completed

1735

Requests Completed > 30 Days Old

34.06 %

% Completed > 30 Days Old

Requests more than 30 days old are considered to be backlogged requests

Service

Seized Drugs Examination

Priority Type

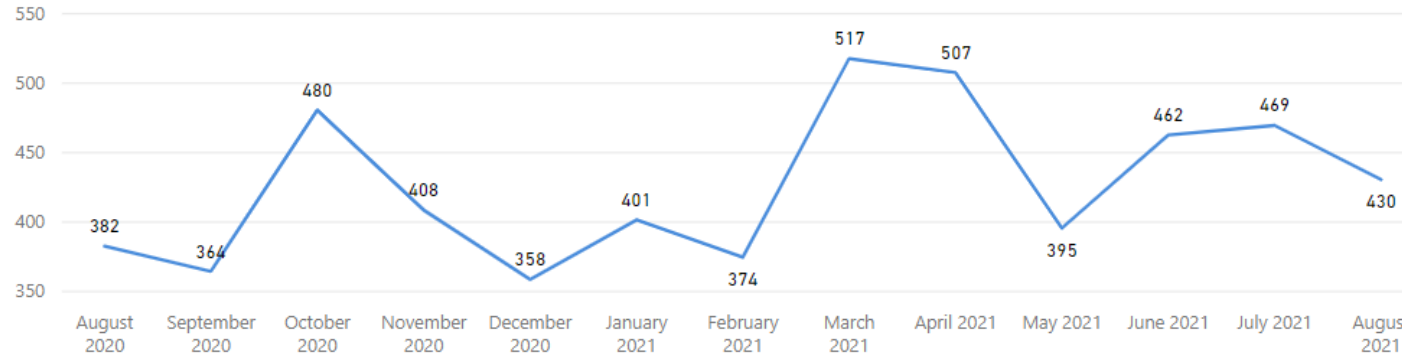
All

### Received Filter

8/1/2020

8/31/2021

### Received by Month



### Total Received

5,547

### Received per Month (Avg)\*

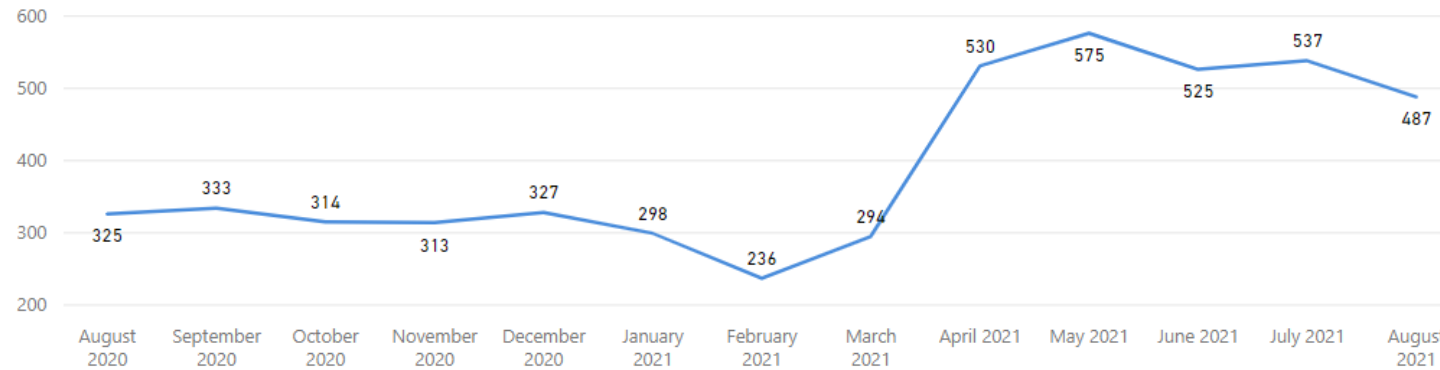
427

### Completed Filter

8/1/2020

8/31/2021

### Completed by Month



### Total Completed

5,094

### Completed per Month (Avg)\*

392

\* months with zero activity are not calculated into the average

# Toxicology

Service

Blood Alcohol

▼

Priority Type

All

▼

# of Unassigned

28✓

Goal: 50 (+44%)

# Pending Draft

115✓

Goal: 120 (+4.17%)

# Pending Tech

95!

Goal: 90 (-5.56%)

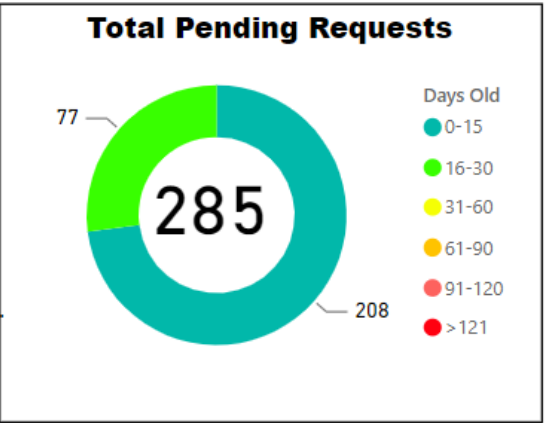
# Pending Admin

47✓

Goal: 90 (+47.78%)

Goal= Threshold for the max # of requests in each bucket

0  
Justice Trax Past Critical Age  
NaN  
Avg Age of Requests >30 D...  
1  
Age-Oldest Unassigned  
13  
Age-Oldest Pending Draft  
21  
Age-Oldest Pending Tech  
28  
Age-Oldest Pending Admin



Overall TAT  
(Month to Date)

23.6✓

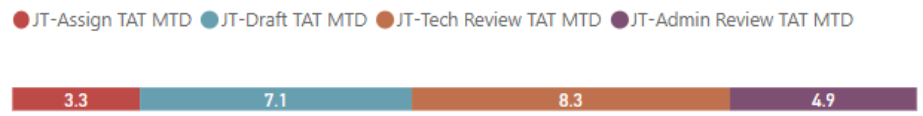
Goal: 30, 31

Overall TAT  
(Past 90 Days)

28.0✓

Goal: 30, 31

### TAT by Phase of Work (MTD)



### TAT by Phase of Work (Past 90 Days)



### Open Quality Reports

Qualtrax ID	Workflow #	Age
87527		25
89164	2021-050	7
89349	2021-051	4

\*Reports without a Workflow Id# are not included in the Avg Age

Quality TAT

(Blank)✓

Goal: 30, 31

Avg Age of Open Reports\*

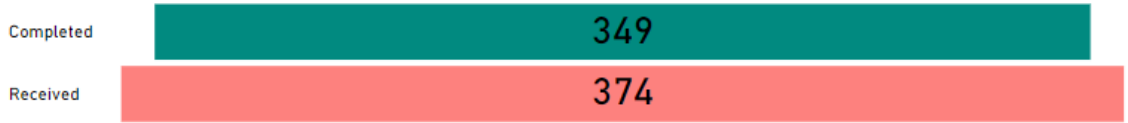
6

Quality Filter

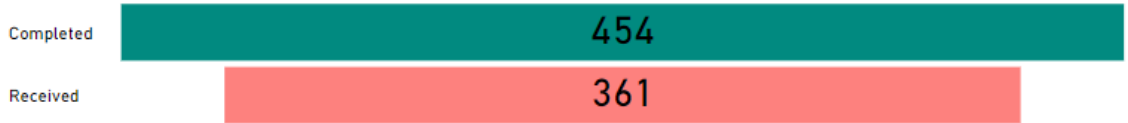
Toxicology

▼

### Month to Date



### 30 Day Avg (Over Past 90 Days)



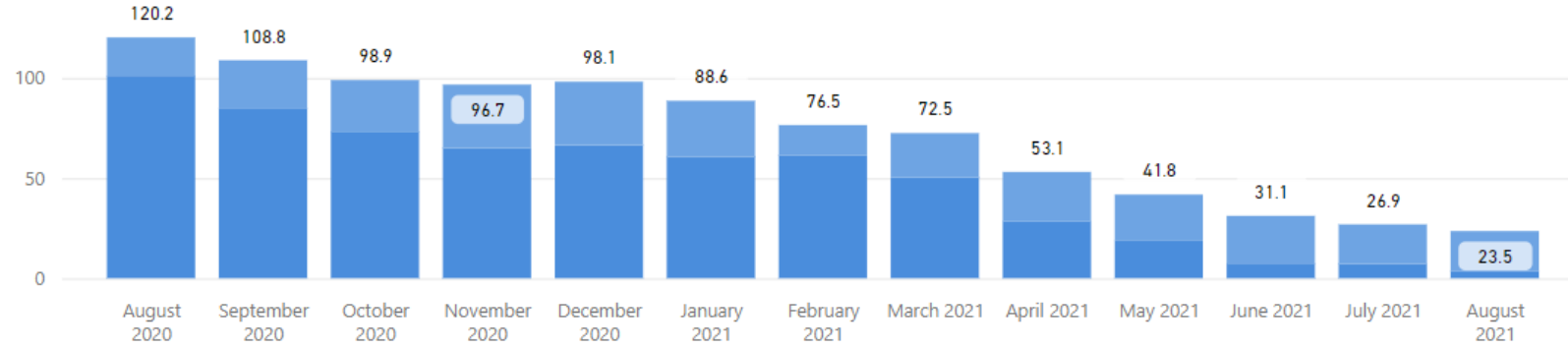
## Date Range

8/1/2020

8/31/2021

## Total TAT by Month

● Rec'd-Assign TAT ● Assigned TAT ● Total TAT



## Request Type

Blood Alcohol

Priority Type

All

## Selected Time Frame Averages

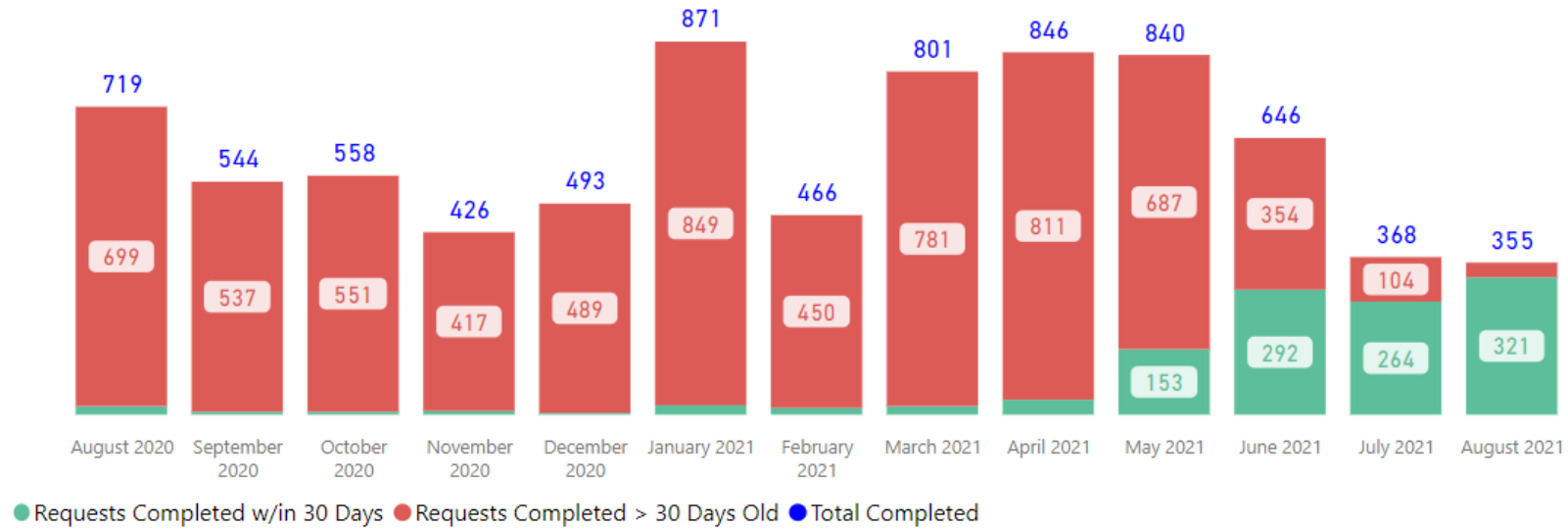
73.07

Total TAT (Rec'd-Compl.) Avg

23.87

Assigned TAT (Asgmt.-Compl.) Avg

## Requests Completed



## Received to Complete

7933

Requests Completed

6763

Requests Completed > 30 Days Old

85.25 %

% Completed > 30 Days Old

Requests more than 30 days old are considered to be backlogged requests



Service

Blood Alcohol

Priority Type

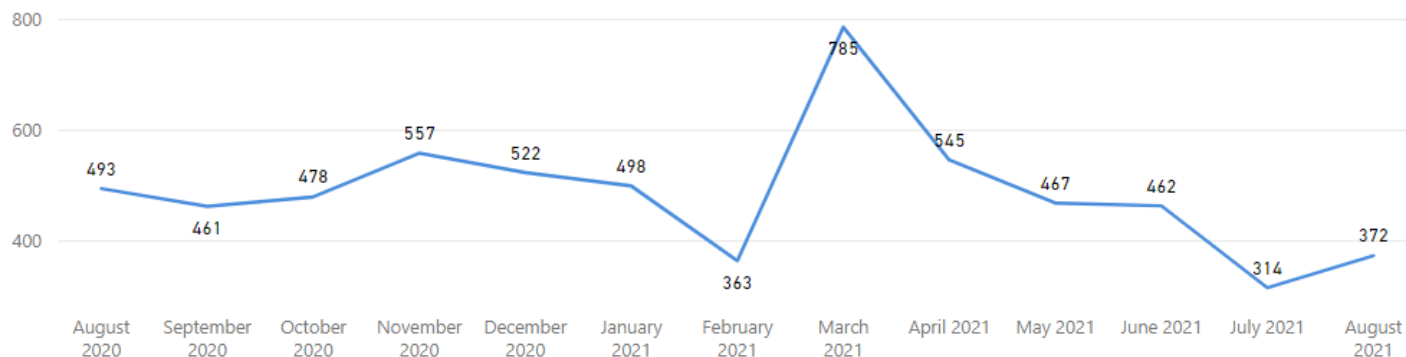
All

### Received Filter

8/1/2020

8/31/2021

### Received by Month



Total Received

6,317

Received per Month (Avg)\*

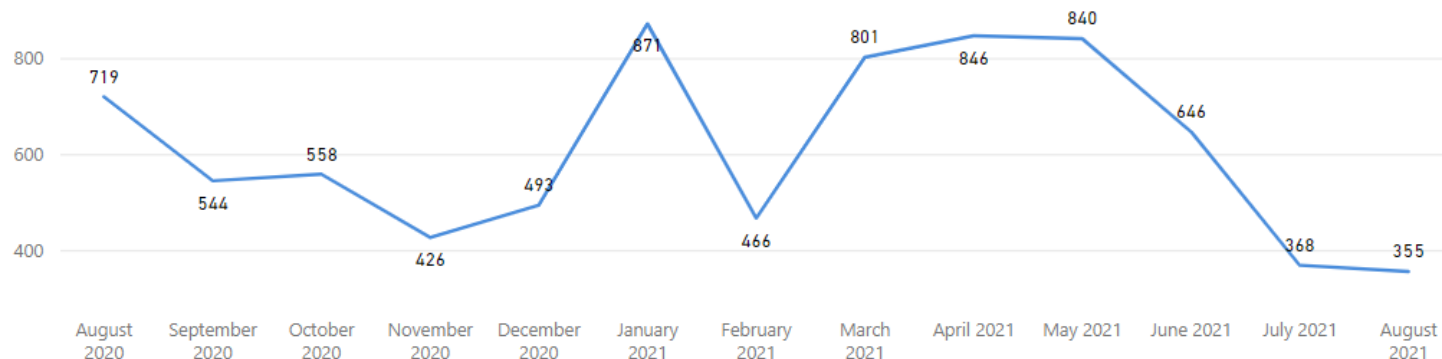
486

### Completed Filter

8/1/2020

8/31/2021

### Completed by Month



Total Completed

7,933

Completed per Month (Avg)\*

610

\* months with zero activity are not calculated into the average

Service

▼

Toxicology

Priority Type

▼

All

# of Unassigned

312!

Goal: 120 (~160%)

# Pending Draft

1411!

Goal: 30 (~4603.33%)

# Pending Tech

14✓

Goal: 30 (+53.33%)

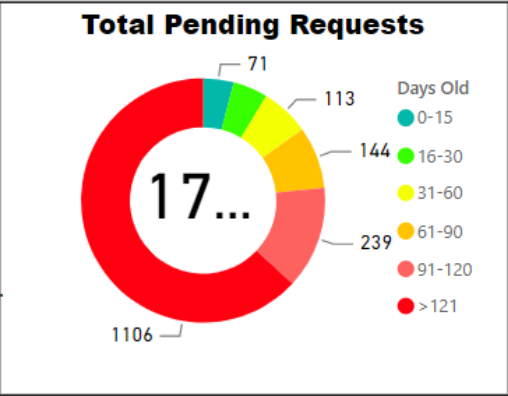
# Pending Admin

17✓

Goal: 30 (+43.33%)

Goal= Threshold for the max # of requests in each bucket

1602  
Justice Trax Past Critical Age  
170  
Avg Age of Requests >30 D...  
78  
Age-Oldest Unassigned  
320  
Age-Oldest Pending Draft  
309  
Age-Oldest Pending Tech  
319  
Age-Oldest Pending Admin



Overall TAT  
(Month to Date)

167.3!

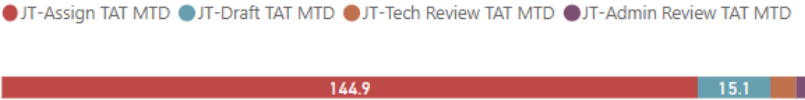
Goal: 90, 91

Overall TAT  
(Past 90 Days)

142.7!

Goal: 90, 91


TAT by Phase of Work (MTD)



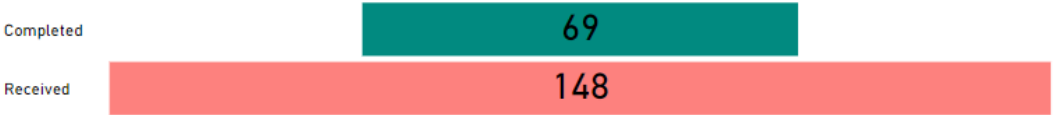
TAT by Phase of Work (Past 90 Days)



Month to Date



30 Day Avg (Over Past 90 Days)



Open Quality Reports		
Qualtrax ID	Workflow #	Age
87527		25
89164	2021-050	7
89349	2021-051	4

\*Reports without a Workflow Id# are not included in the Avg Age

Quality TAT

(Blank)✓

Goal: 30, 31

Avg Age of Open Reports\*

6

Quality Filter

▼

Toxicology

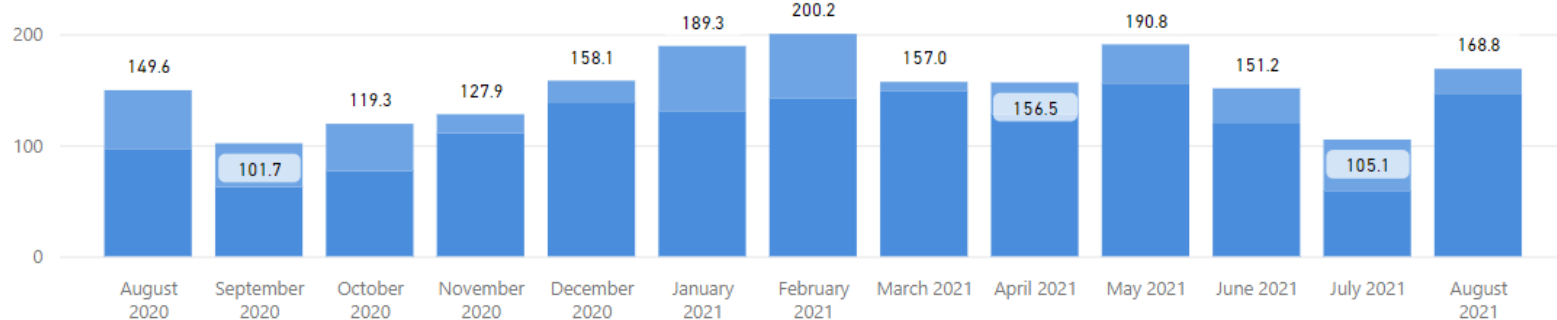
## Date Range

8/1/2020

8/31/2021

## Total TAT by Month

● Rec'd-Assign TAT ● Assigned TAT ● Total TAT



## Request Type

Toxicology

Priority Type

All

## Selected Time Frame Averages

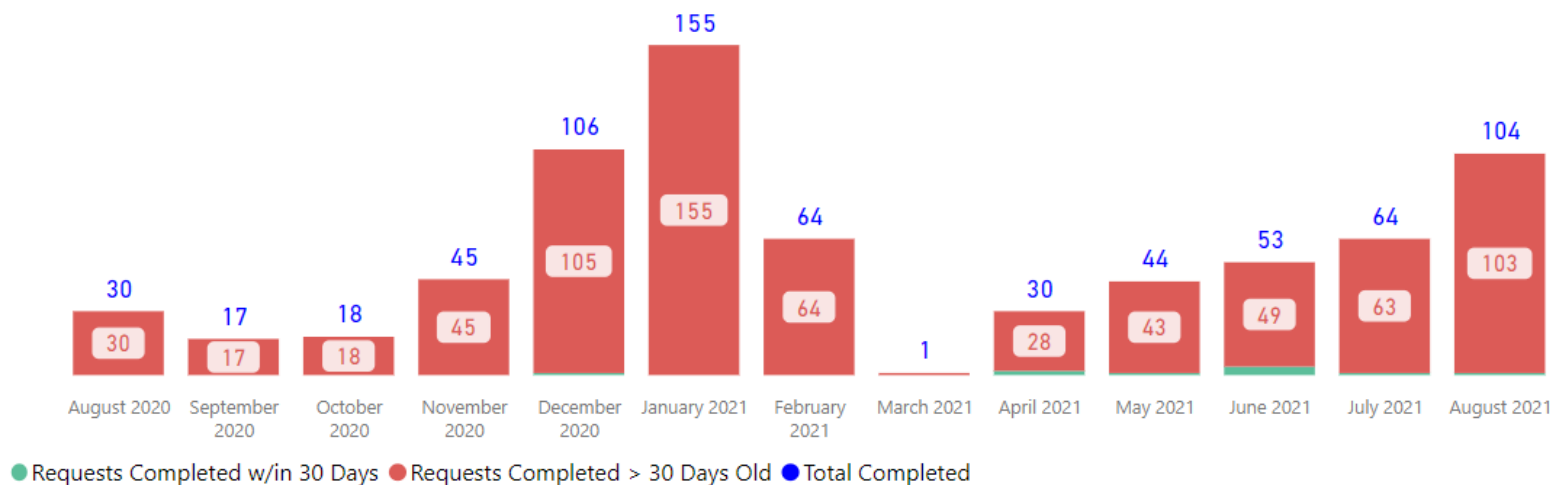
162.20

Total TAT (Rec'd-Compl.) Avg

38.48

Assigned TAT (Asgmt.-Compl.) Avg

## Requests Completed



## Received to Complete

731

Requests Completed

721

Requests Completed > 30 Days Old

98.63 %

% Completed > 30 Days Old

Requests more than 30 days old are considered to be backlogged requests

Service

Toxicology

Priority Type

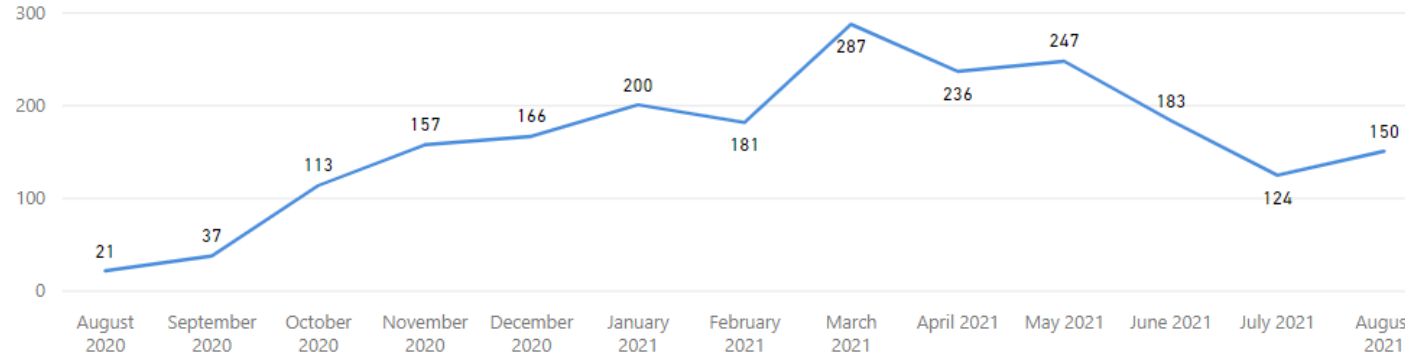
All

### Received Filter

8/1/2020

8/31/2021

### Received by Month



### Total Received

2,102

### Received per Month (Avg)\*

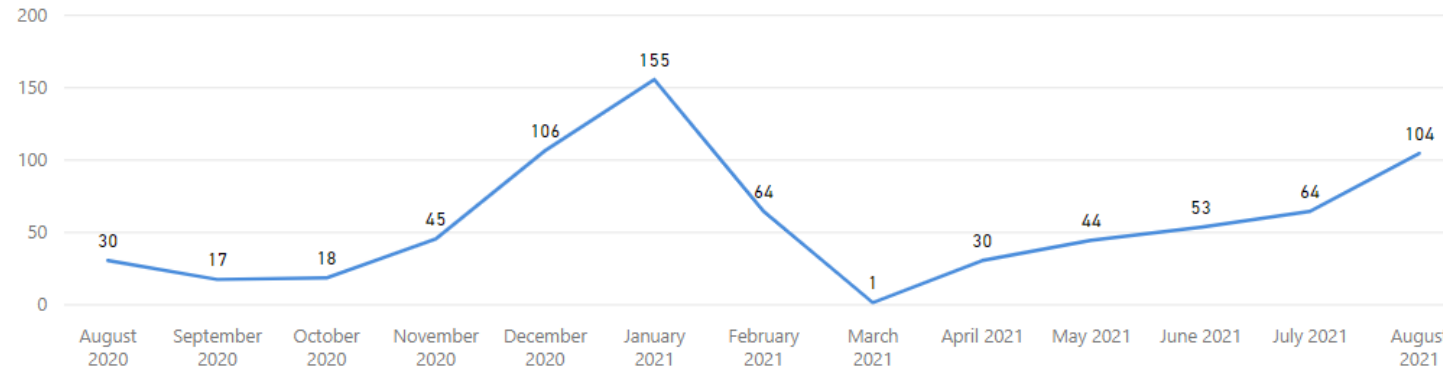
162

### Completed Filter

8/1/2020

8/31/2021

### Completed by Month



### Total Completed

731

### Completed per Month (Avg)\*

56

\* months with zero activity are not calculated into the average

# Firearms

Service

Priority Type

Firearms Examination

All

# of Unassigned

83!

Goal: 10 (-730%)

# Pending Draft

17!

Goal: 14 (-21.43%)

# Pending Tech

2✓

Goal: 9 (+77.78%)

# Pending Admin

0✓

Goal: 5 (+100%)

Goal= Threshold for the max # of requests in each bucket

69

Justice Trax Past Critical Age

95

Avg Age of Requests &gt;30 D...

180

Age-Oldest Unassigned

433

Age-Oldest Pending Draft

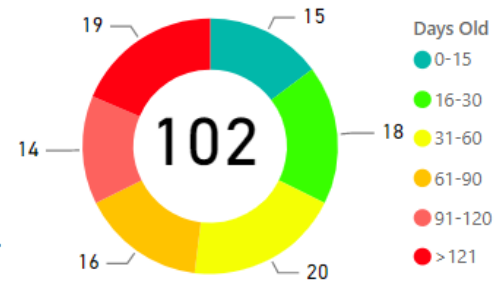
105

Age-Oldest Pending Tech

0

Age-Oldest Pending Admin

## Total Pending Requests

Overall TAT  
(Month to Date)

148.6!

Goal: 40, 41

Overall TAT  
(Past 90 Days)

107.3!

Goal: 40, 41

## TAT by Phase of Work (MTD)

● JT-Assign TAT MTD ● JT-Draft TAT MTD ● JT-Tech Review TAT MTD ● JT-Admin Review TAT MTD



## TAT by Phase of Work (Past 90 Days)



## Open Quality Reports

Qualtrax ID	Workflow #	Age
83974		68
86502		35
86521		35
87365		27
87865		22
88895		10
89365		4

\*Reports without a Workflow Id# are not included in the Avg Age

## Quality TAT

38!

Goal: 30, 31

## Avg Age of Open Reports\*

48

Quality Filter

Firearms

## Month to Date

Completed

64

Received

45

## 30 Day Avg (Over Past 90 Days)

Completed

45

Received

48

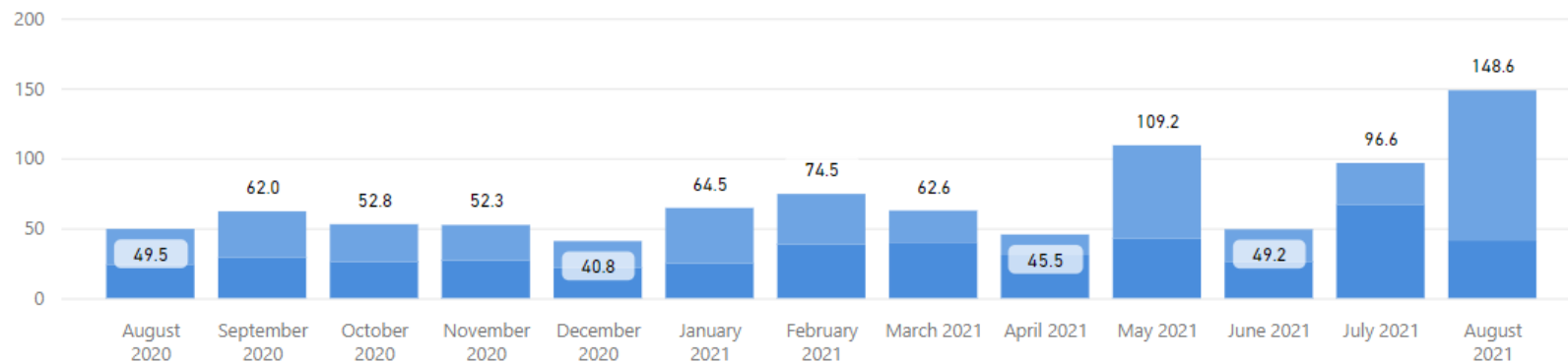
## Date Range

8/1/2020

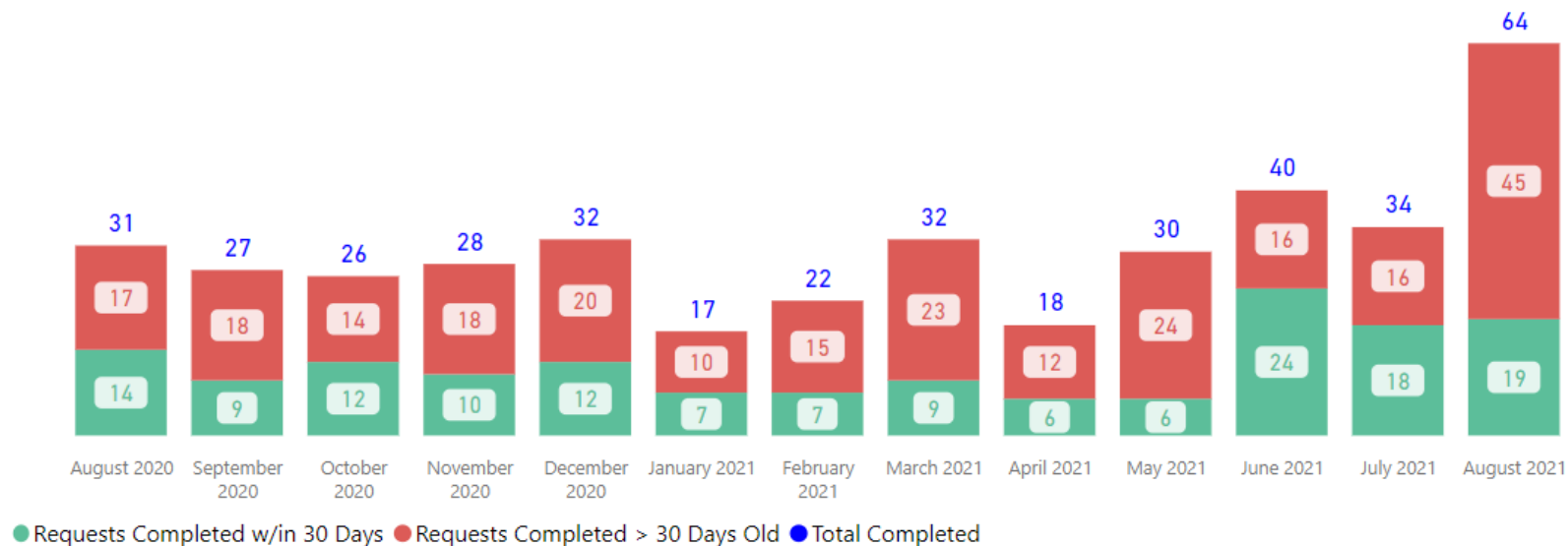
8/31/2021

## Total TAT by Month

● Rec'd-Assign TAT ● Assigned TAT ● Total TAT



## Requests Completed



## Request Type

Firearms Examination

Priority Type

All

## Selected Time Frame Averages

77.17

Total TAT (Rec'd-Compl.) Avg

42.43

Assigned TAT (Asgmt.-Compl.) Avg

## Received to Complete

401

Requests Completed

248

Requests Completed > 30 Days Old

61.85 %

% Completed > 30 Days Old

Requests more than 30 days old are considered to be backlogged requests

Service

Firearms Examination

Priority Type

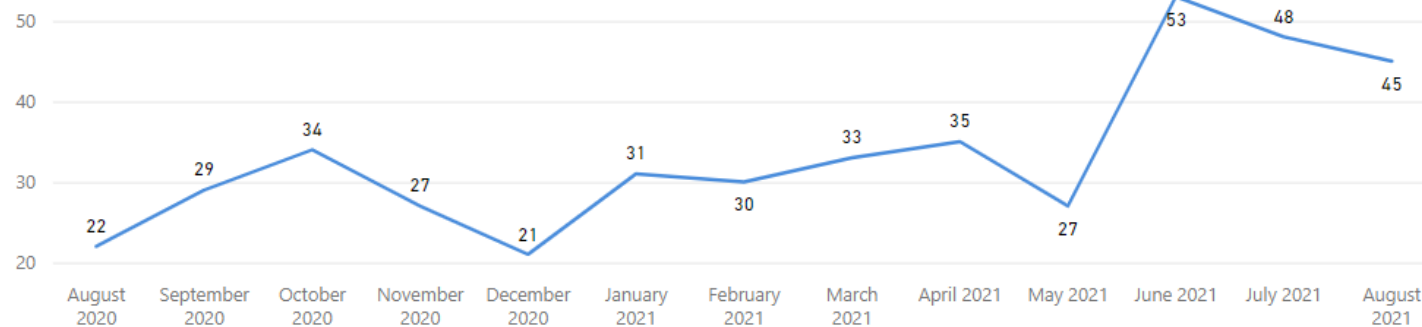
All

### Received Filter

8/1/2020

8/31/2021

### Received by Month



### Total Received

435

### Received per Month (Avg)\*

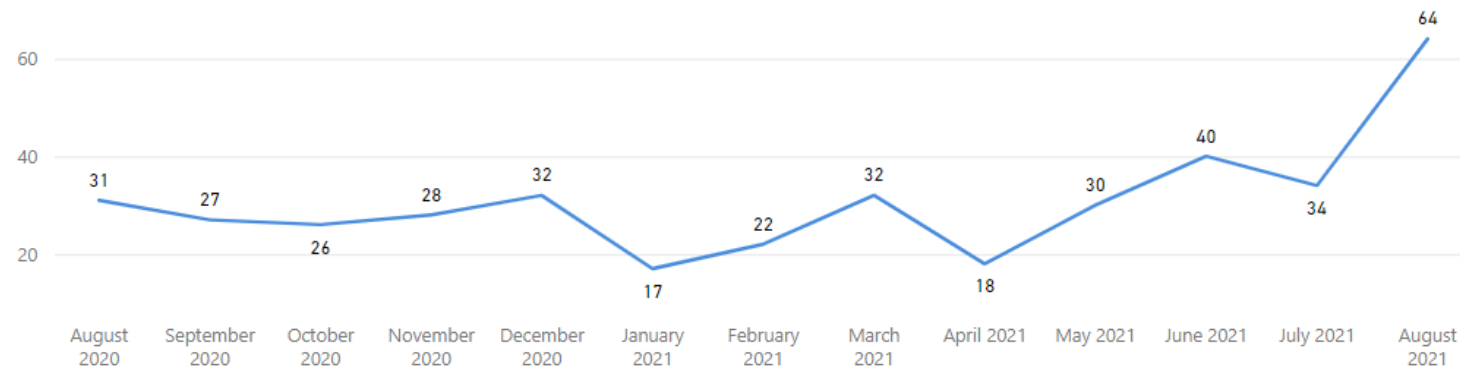
33

### Completed Filter

8/1/2020

8/31/2021

### Completed by Month



### Total Completed

401

### Completed per Month (Avg)\*

31

\* months with zero activity are not calculated into the average



Service

NIBIN Only

Priority Type

All

# of Unassigned

19✓

Goal: 20 (+5%)

# Pending Draft

2✓

Goal: 35 (+94.29%)

# Pending Tech

22!

Goal: 20 (-10%)

# Pending Admin

2✓

Goal: 20 (+90%)

Goal= Threshold for the max # of requests in each bucket

4

Justice Trax Past Critical Age

128

Avg Age of Requests >30 D...

76

Age-Oldest Unassigned

327

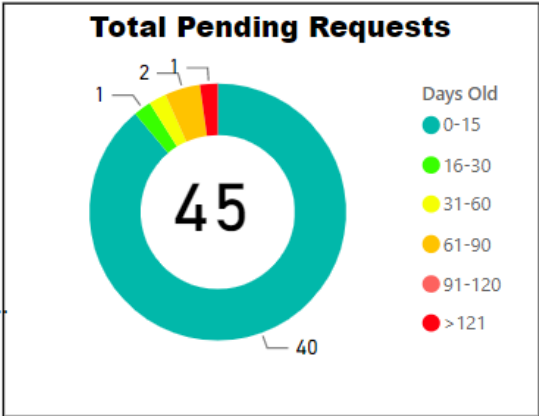
Age-Oldest Pending Draft

0

Age-Oldest Pending Tech

1

Age-Oldest Pending Admin



Overall TAT (Month to Date)

2.9✓

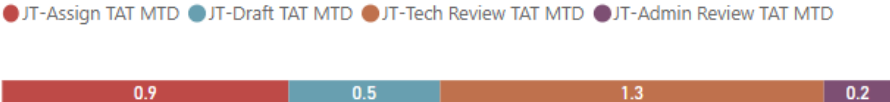
Goal: 7, 8

Overall TAT (Past 90 Days)

2.8✓

Goal: 7, 8

TAT by Phase of Work (MTD)



TAT by Phase of Work (Past 90 Days)



Open Quality Reports

Qualtrax ID	Workflow #	Age
83974		68
86502		35
86521		35
87365		27
87865		22
88895		10
89365		4

\*Reports without a Workflow Id# are not included in the Avg Age

Quality TAT

38!

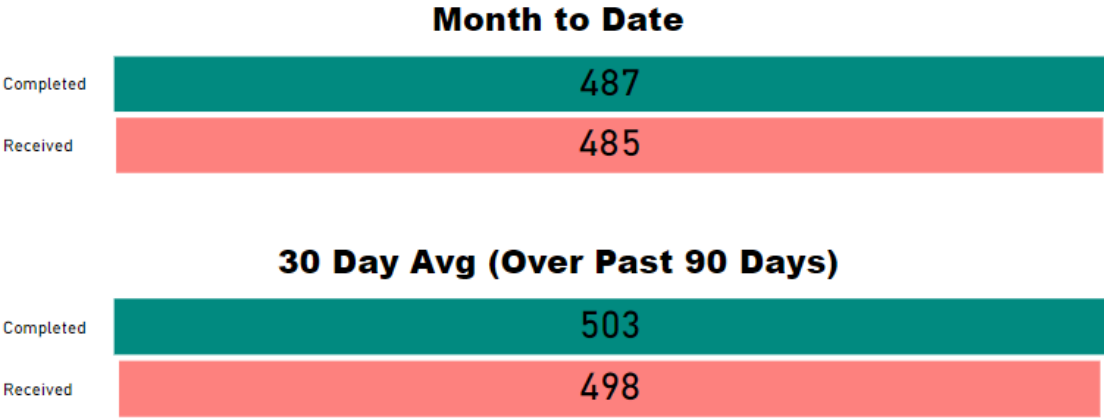
Goal: 30, 31

Avg Age of Open Reports\*

48

Quality Filter

Firearms



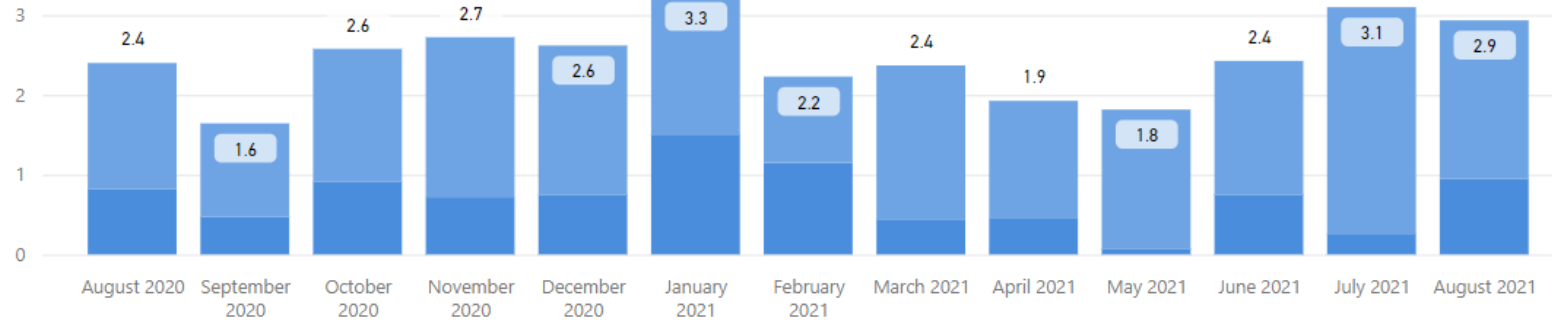
## Date Range

8/1/2020

8/31/2021

## Total TAT by Month

● Rec'd-Assign TAT ● Assigned TAT ● Total TAT



## Request Type

NIBIN Only

Priority Type

All

## Selected Time Frame Averages

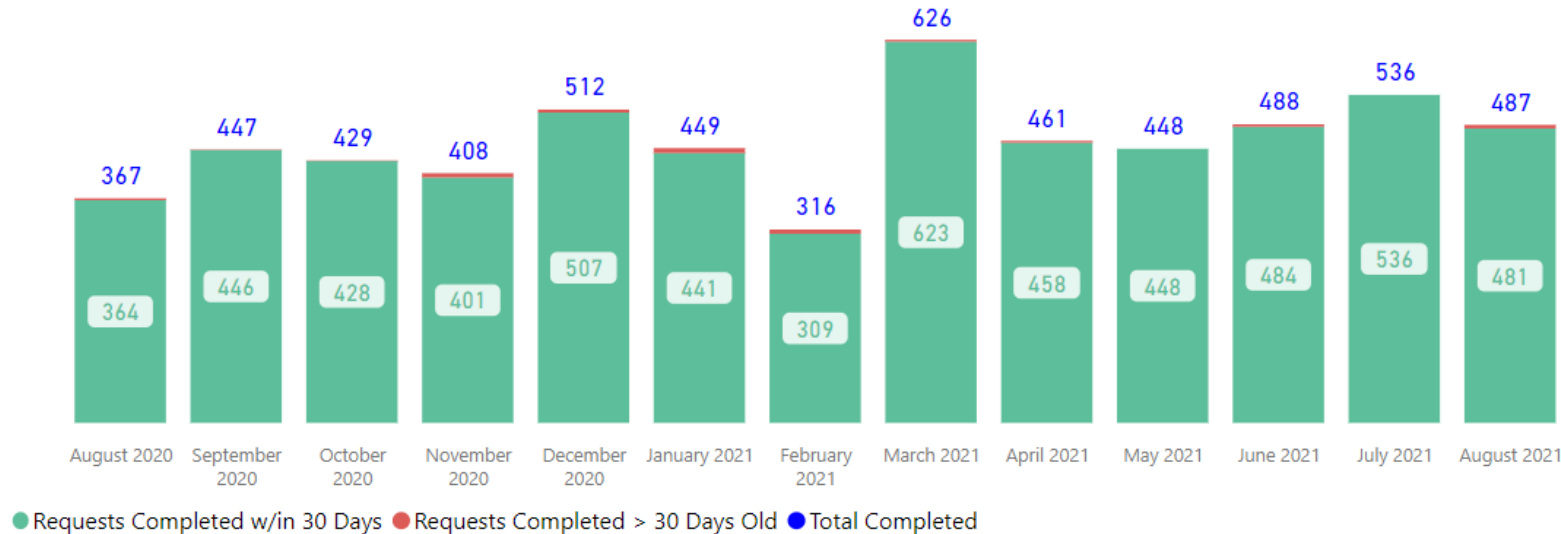
2.48

Total TAT (Rec'd-Compl.) Avg

1.79

Assigned TAT (Asgmt.-Compl.) Avg

## Requests Completed



## Received to Complete

5974

Requests Completed

48

Requests Completed > 30 Days Old

0.80 %

% Completed > 30 Days Old

Requests more than 30 days old are considered to be backlogged requests

Service

NIBIN Only

Priority Type

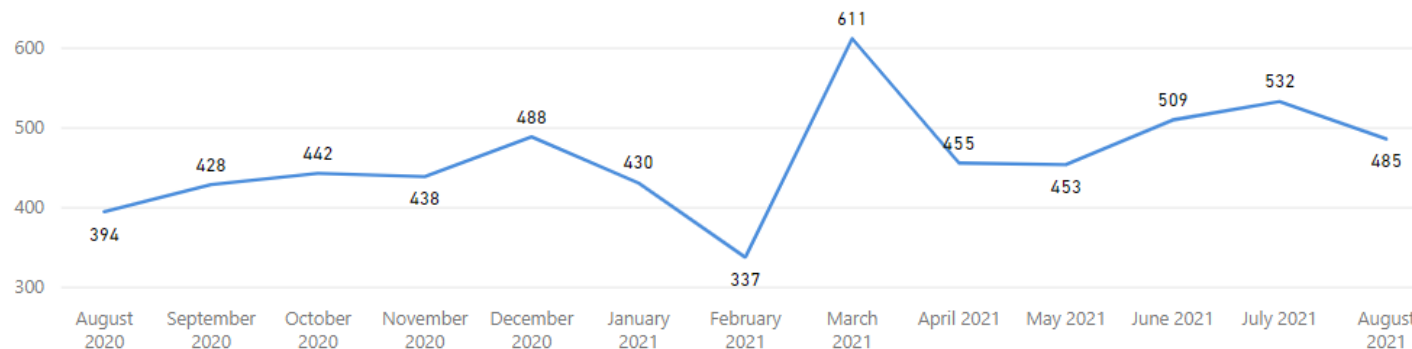
All

### Received Filter

8/1/2020

8/31/2021

### Received by Month



### Total Received

6,002

### Received per Month (Avg)\*

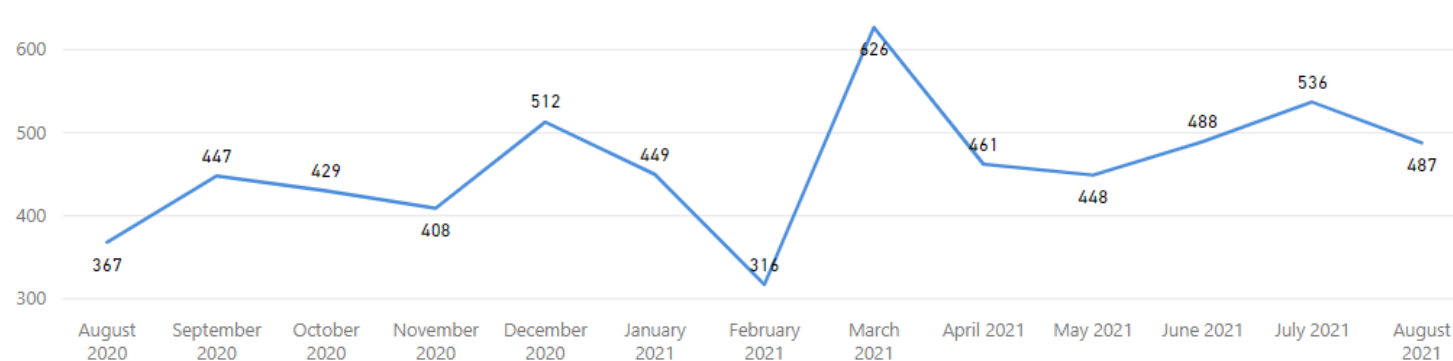
462

### Completed Filter

8/1/2020

8/31/2021

### Completed by Month



### Total Completed

5,974

### Completed per Month (Avg)\*

460

\* months with zero activity are not calculated into the average

# Forensic Biology

Section

Request Type

DNA

All

# of Unassigned

59!

Goal: 20 (-195%)

# Pending Draft

620!

Goal: 24 (-2483.33%)

# Pending Tech

70!

Goal: 24 (-191.67%)

# Pending Admin

18✓

Goal: 20 (+10%)

Goal= Threshold for the max # of requests in each bucket

654

Past Critical Age

184

Avg Age of Reqeusts &gt;30 ...

49

Age-Oldest Unassigned PL

1602

Age-Oldest Pending Draft...

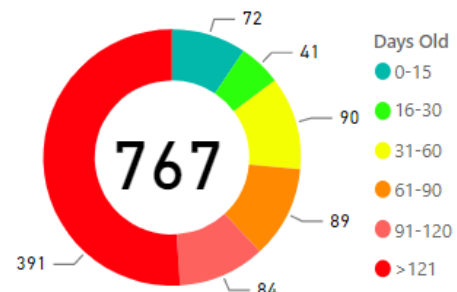
2665

Age-Oldest Pending Tech ...

483

Age-Oldest Pending Adm...

## Total Pending Requests

Overall TAT  
(Month to Date)

247.7!

Goal: 30, 31

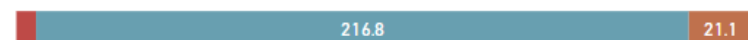
Overall TAT  
(Past 90 Days)

281.5!

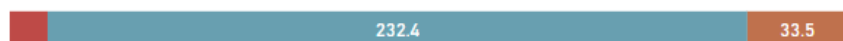
Goal: 30, 31

## TAT by Phase of Work (MTD)

● PL-Assign TAT MTD ● PL-Draft TAT MTD ● PL-Tech Review TAT MTD ● PL-Admin Review TAT MTD



## TAT by Phase of Work (Past 90 Days)



## Month to Date

Completed

143

Recieved

116

## 30 Day Avg (Over Past 90 Days)

Completed

134

Received

108

## Open Quality Reports

Qualtrax ID	Workflow #	Age
33435	2018-085	746
61919	2020-031	338
64601	2020-049	305
66476	2020-055	279
68460	2020-066	257
68485	2020-068	256
73153	2020-089	204

\*Reports without a Workflow Id# are not included in the Avg Age

## Quality TAT

89!

Goal: 40, 41

## Avg Age of Open Reports\*

176

Quality Filter

Biology/DNA

Section

DNA

Request Type

SAK

# of Unassigned

0✓

Goal: 20 (+100%)

# Pending Draft

25!

Goal: 24 (-4.17%)

# Pending Tech

4✓

Goal: 24 (+83.33%)

# Pending Admin

1✓

Goal: 20 (+95%)

Goal= Threshold for the max # of requests in each bucket

28

Past Critical Age

293

Avg Age of Reqeusts &gt;30 ...

0

Age-Oldest Unassigned PL

1602

Age-Oldest Pending Draft...

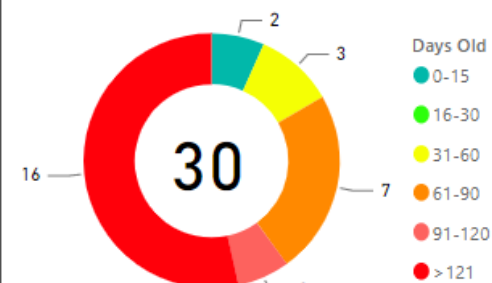
545

Age-Oldest Pending Tech ...

130

Age-Oldest Pending Adm...

## Total Pending Requests

Overall TAT  
(Month to Date)

254.6!

Goal: 30, 31

Overall TAT  
(Past 90 Days)

351.9!

Goal: 30, 31

## TAT by Phase of Work (MTD)

PL-Assign TAT MTD PL-Draft TAT MTD PL-Tech Review TAT MTD PL-Admin Review TAT MTD



## TAT by Phase of Work (Past 90 Days)



## Month to Date

Completed

11

Recieved

2

## 30 Day Avg (Over Past 90 Days)

Completed

10

Received

4

## Open Quality Reports

Qualtrax ID	Workflow #	Age
33435	2018-085	746
61919	2020-031	338
64601	2020-049	305
66476	2020-055	279
68460	2020-066	257
68485	2020-068	256
73153	2020-089	204

\*Reports without a Workflow Id# are not included in the Avg Age

## Quality TAT

89!

Goal: 40, 41

Avg Age of Open Reports\*

176

Quality Filter

Biology/DNA

Section

Request Type

Outsourced - DNA

All

# of Unassigned

595!

Goal: 100 (-495%)

# Pending Draft

0✓

Goal: 100 (+100%)

# Pending Tech

18✓

Goal: 100 (+82%)

# Pending Admin

0✓

Goal: 100 (+100%)

Goal= Threshold for the max # of requests in each bucket

509  
Past Critical Age

149  
Avg Age of Reqeusts >30 ...

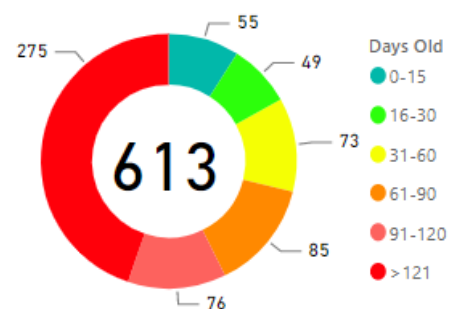
533  
Age-Oldest Unassigned PL

0  
Age-Oldest Pending Draft...

145  
Age-Oldest Pending Tech ...

0  
Age-Oldest Pending Adm...

## Total Pending Requests

Overall TAT  
(Month to Date)

184.7!

Goal: 100, 100

Overall TAT  
(Past 90 Days)

171.6!

Goal: 100, 100

## TAT by Phase of Work (MTD)

● PL-Assign TAT MTD ● PL-Draft TAT MTD ● PL-Tech Review TAT MTD ● PL-Admin Review TAT MTD

180.1

## TAT by Phase of Work (Past 90 Days)

168.5

## Month to Date

Completed

53

Recieved

104

## 30 Day Avg (Over Past 90 Days)

Completed

85

Received

88

## Open Quality Reports

Qualtrax ID	Workflow #	Age
33435	2018-085	746
61919	2020-031	338
64601	2020-049	305
66476	2020-055	279
68460	2020-066	257
68485	2020-068	256
73153	2020-089	204

\*Reports without a Workflow Id# are not included in the Avg Age

## Quality TAT

89!

Goal: 40, 41

Avg Age of Open Reports\*

176

Quality Filter

Biology/DNA

## Date Range

8/1/2020

8/31/2021

## Request Type

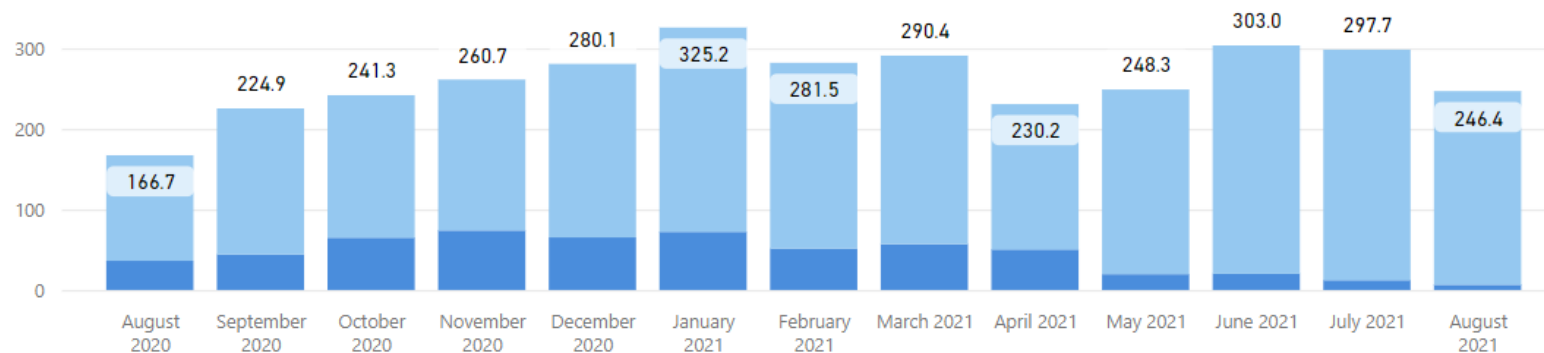
DNA

Request Type

All

## Total TAT by Month

● Rec'd-Assign TAT ● Assigned TAT ● Total TAT



## Selected Time Frame Averages

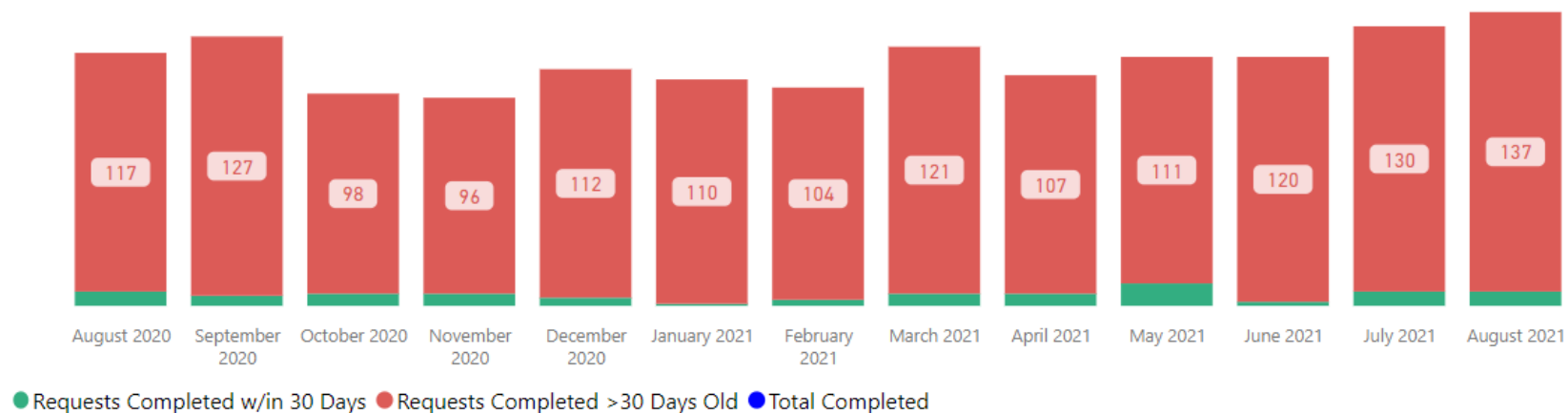
260.84

Total TAT (Rec'd-Compl.) Avg

219.06

Assigned TAT (Asgmt.-Compl.) Avg

## Requests Completed



● Requests Completed w/in 30 Days ● Requests Completed >30 Days Old ● Total Completed

## Received to Complete

1561

Requests Completed

1490

Requests Completed > 30 Days

95.45 %

% Completed > 30 Days

Requests more than 30 days old are considered to be backlogged requests



Section

DNA

Request Type

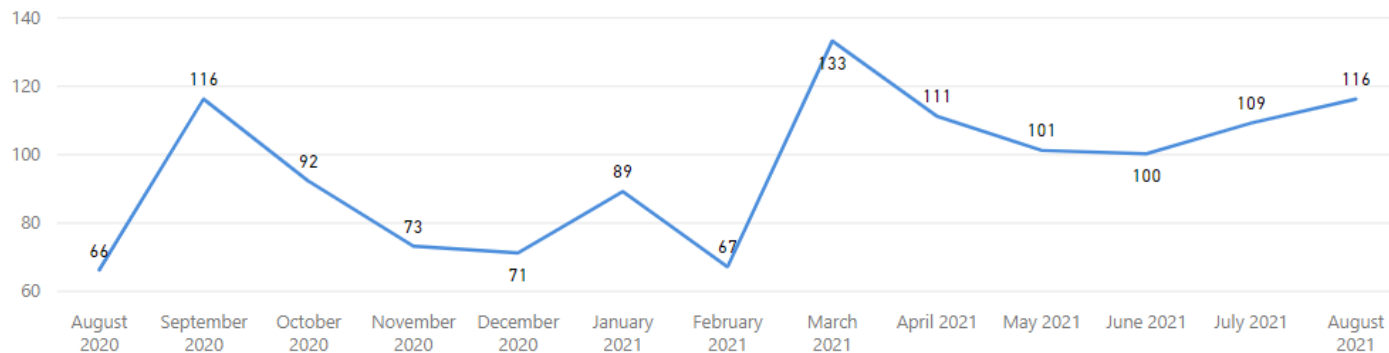
All

Received Filter

8/1/2020

8/31/2021

### Received by Month



Total Received

1244

Received per Month (Avg)\*

96

Completed Filter

8/1/2020

8/31/2021

### Completed by Month



Total Completed

1561

Completed per Month (Avg)\*

120

\* months with zero activity are not calculated into the average

Section

Screening

Request Type

All

# of Unassigned

0✓

Goal: 10 (+100%)

# Pending Draft

16!

Goal: 14 (-14.29%)

# Pending Tech

2✓

Goal: 16 (+87.5%)

# Pending Admin

0✓

Goal: 12 (+100%)

Goal= Threshold for the max # of requests in each bucket

0

Past Critical Age

NaN

Avg Age of Reqeusts &gt;30 ...

0

Age-Oldest Unassigned PL

19

Age-Oldest Pending Draft...

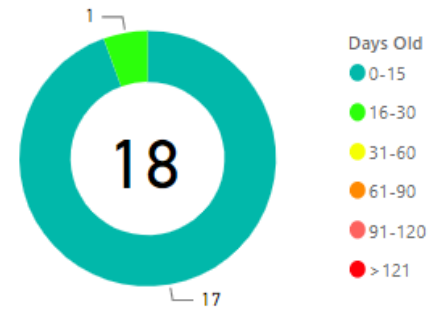
12

Age-Oldest Pending Tech ...

0

Age-Oldest Pending Adm...

## Total Pending Requests

Overall TAT  
(Month to Date)

12.4!

Goal: 10, 11

Overall TAT  
(Past 90 Days)

9.8✓

Goal: 10, 11

## TAT by Phase of Work (MTD)

PL-Assign TAT MTD PL-Draft TAT MTD PL-Tech Review TAT MTD PL-Admin Review TAT MTD



## TAT by Phase of Work (Past 90 Days)



## Month to Date

Completed

102

Recieved

90

## 30 Day Avg (Over Past 90 Days)

Completed

96

Received

95

## Open Quality Reports

Qualtrax ID	Workflow #	Age
33435	2018-085	746
61919	2020-031	338
64601	2020-049	305
66476	2020-055	279
68460	2020-066	257
68485	2020-068	256
73153	2020-089	204

\*Reports without a Workflow Id# are not included in the Avg Age

## Quality TAT

89!

Goal: 40, 41

## Avg Age of Open Reports\*

176

Quality Filter

Biology/DNA

## Date Range

8/1/2020

8/31/2021

## Request Type

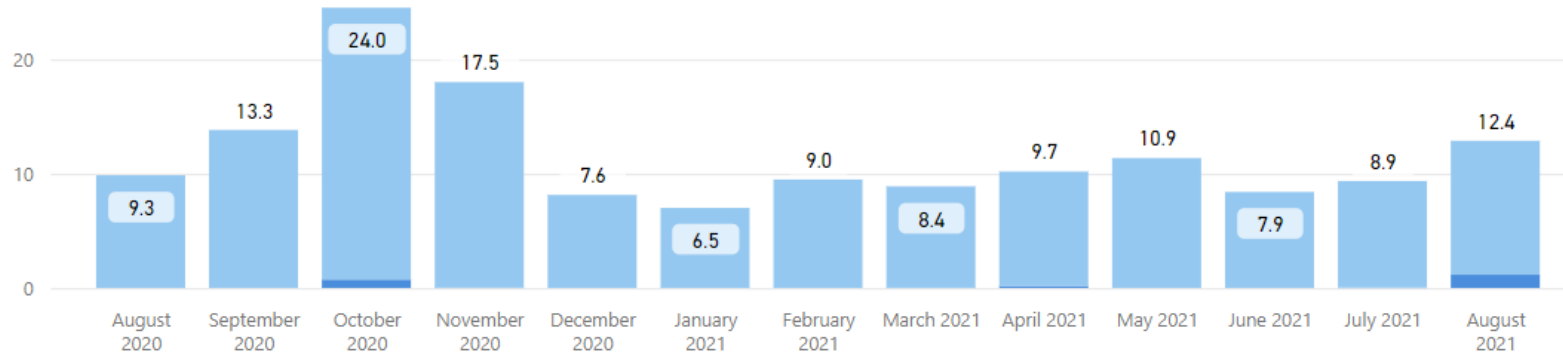
Screening

Request Type

All

## Total TAT by Month

● Rec'd-Assign TAT ● Assigned TAT ● Total TAT



## Selected Time Frame Averages

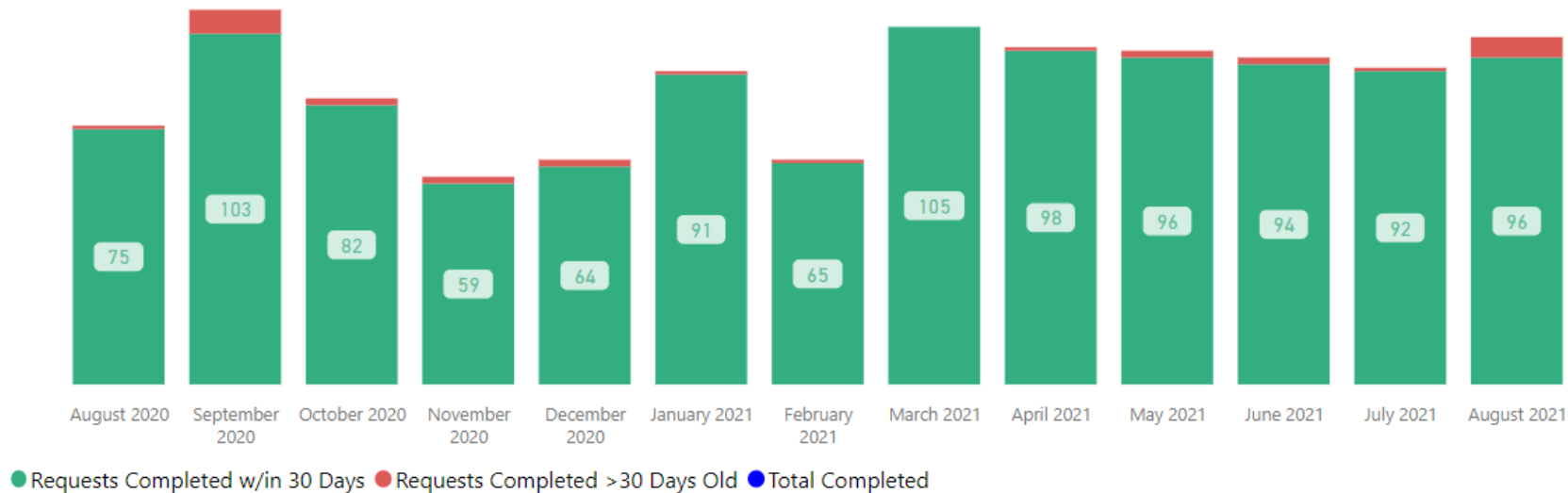
11.07

Total TAT (Rec'd-Compl.) Avg

11.39

Assigned TAT (Asgmt.-Compl.) Avg

## Requests Completed



## Received to Complete

1148

Requests Completed

28

Requests Completed > 30 Days

2.44 %

% Completed > 30 Days

Requests more than 30 days old are considered to be backlogged requests

Section

Screening

Request Type

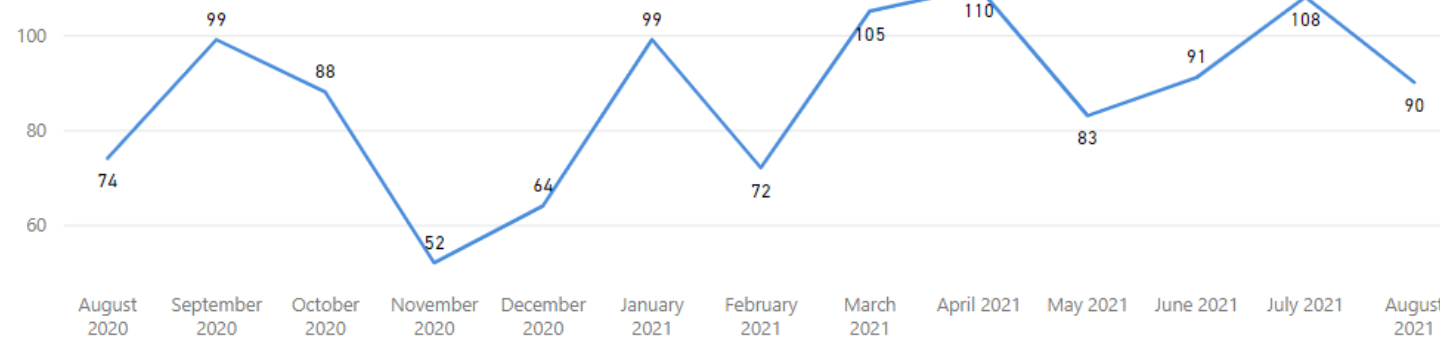
All

Received Filter

8/1/2020

8/31/2021

### Received by Month



Total Received

1135

Received per Month (Avg)\*

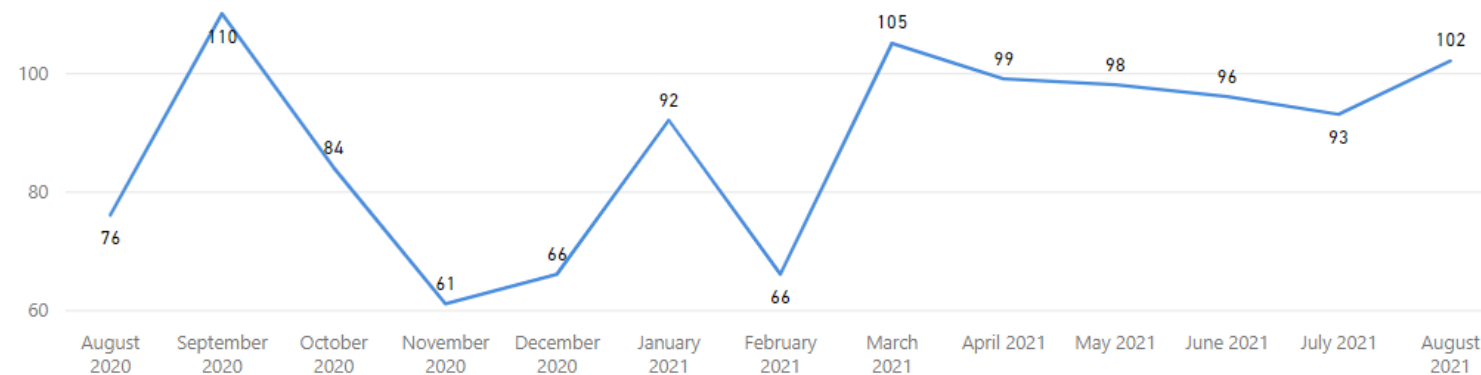
87

Completed Filter

8/1/2020

8/31/2021

### Completed by Month



Total Completed

1148

Completed per Month (Avg)\*

88

\* months with zero activity are not calculated into the average

Section

CODIS

CODIS Hit Type

All

# of Unassigned

55✓

Goal: 100 (+45%)

# Pending Draft

71!

Goal: 20 (-255%)

# Pending Tech

3✓

Goal: 15 (+80%)

# Pending Admin

0✓

Goal: 0

Goal= Threshold for the max # of requests in each bucket

0

Past Critical Age

NaN

Avg Age of Reqeusts &gt;30 ...

28

Age-Oldest Unassigned PL

18

Age-Oldest Pending Draft...

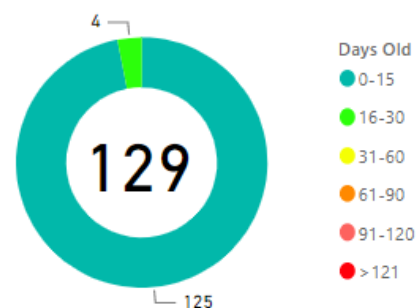
8

Age-Oldest Pending Tech ...

0

Age-Oldest Pending Adm...

## Total Pending Requests

Overall TAT  
(Month to Date)

5.4✓

Goal: 30, 31

Overall TAT  
(Past 90 Days)

6.6✓

Goal: 30, 31

## TAT by Phase of Work (MTD)

● PL-Assign TAT MTD ● PL-Draft TAT MTD ● PL-Tech Review TAT MTD

4.2

## TAT by Phase of Work (Past 90 Days)

3.3

## Month to Date

Completed

344

Recieved

420

## 30 Day Avg (Over Past 90 Days)

Completed

416

Received

343

## Open Quality Reports

Qualtrax ID	Workflow #	Age
33435	2018-085	746
61919	2020-031	338
64601	2020-049	305
66476	2020-055	279
68460	2020-066	257
68485	2020-068	256
73153	2020-089	204

\*Reports without a Workflow Id# are not included in the Avg Age

## Quality TAT

89!

Goal: 40, 41

## Avg Age of Open Reports\*

176

Quality Filter

Biology/DNA

## Date Range

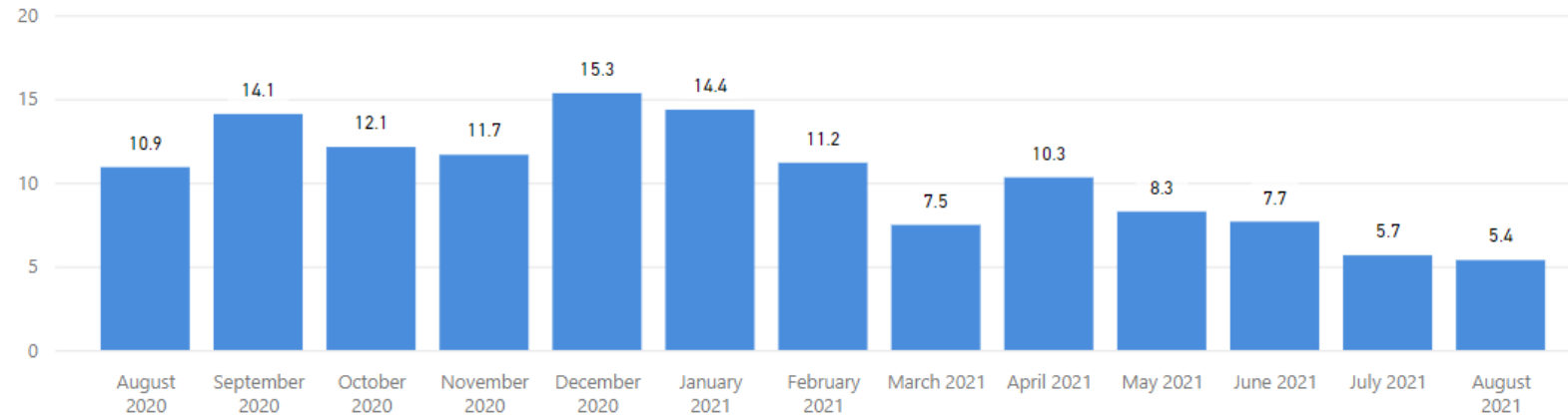
8/1/2020

8/31/2021

## Request Type

CODIS

## Total TAT by Month

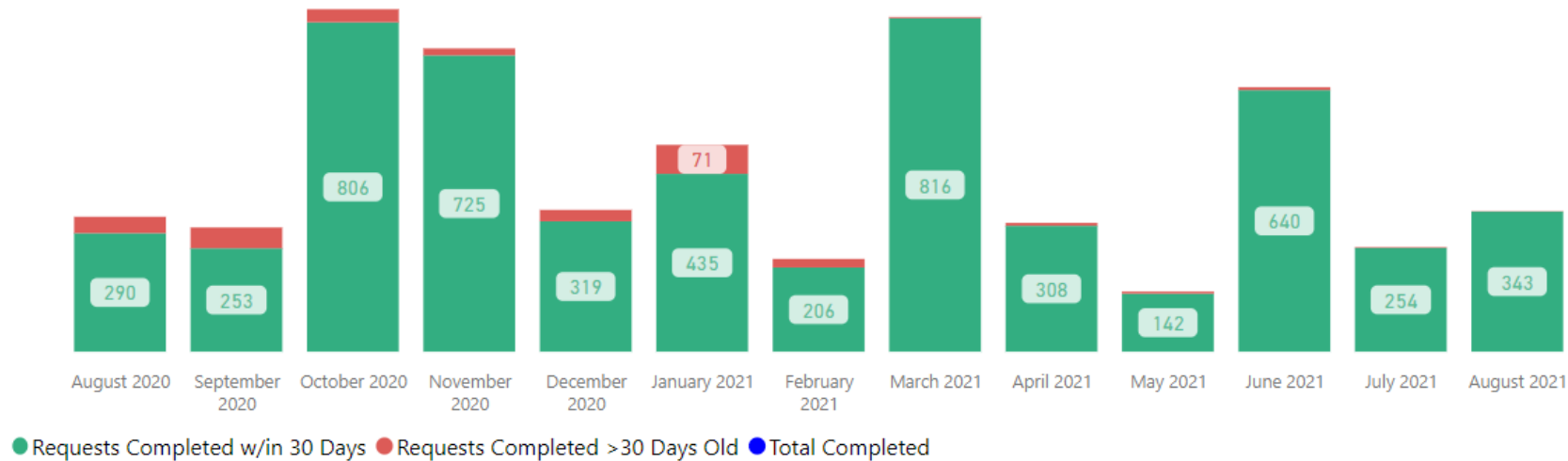


## Selected Time Frame Averages

10.42

Total TAT (Rec'd-Compl.) Avg

## Requests Completed



## Received to Complete

5822

Requests Completed

285

Requests Completed > 30 Days

4.90 %

% Completed > 30 Days

Requests more than 30 days old are considered to be backlogged requests

Section

CODIS

Hit Type

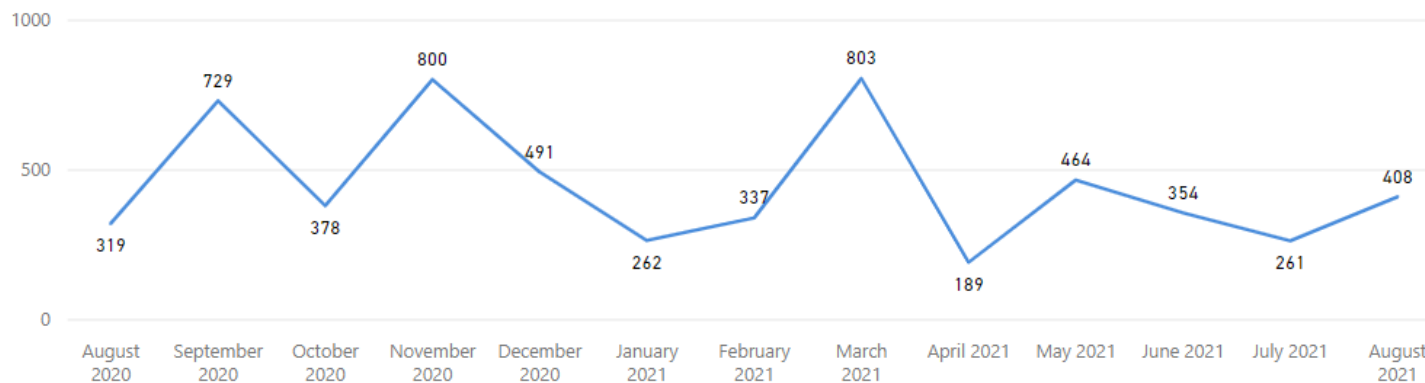
All

Received Filter

8/1/2020

8/31/2021

### Received by Month



Total Received

5795

Received per Month (Avg)\*

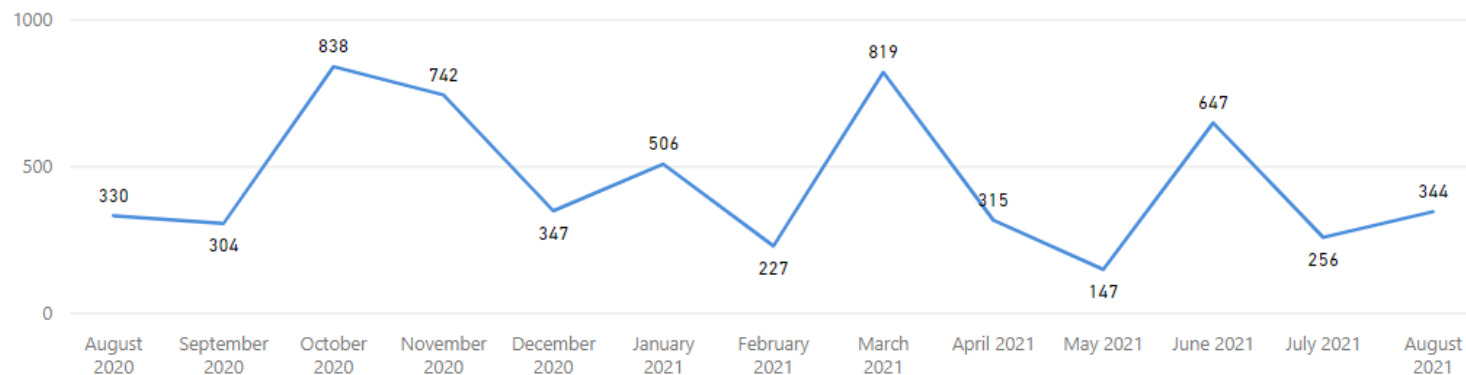
446

Completed Filter

8/1/2020

8/31/2021

### Completed by Month



Total Completed

5822

Completed per Month (Avg)\*

448

\* months with zero activity are not calculated into the average

# Latent Prints



Service
Priority Type

Latent Comparison
All

# of Unassigned
2508!

Goal: 230 (-990.43%)

# Pending Draft
38✓

Goal: 50 (+24%)

# Pending Tech
11✓

Goal: 50 (+78%)

# Pending Admin
0✓

Goal: 50 (+100%)

Goal= Threshold for the max # of requests in each bucket

2444

Justice Trax Past Critical Age

352

Avg Age of Requests >30 D...

722

Age-Oldest Unassigned

725

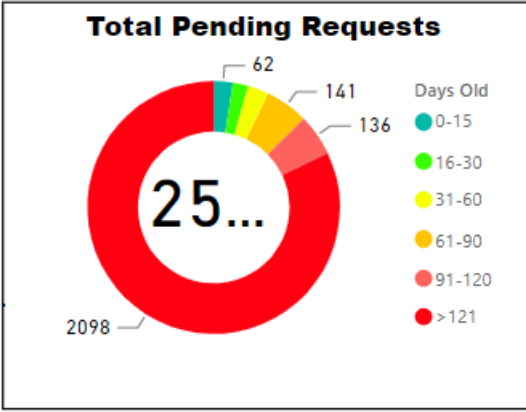
Age-Oldest Pending Draft

725

Age-Oldest Pending Tech

0

Age-Oldest Pending Admin



Overall TAT (Month to Date)

340.2!

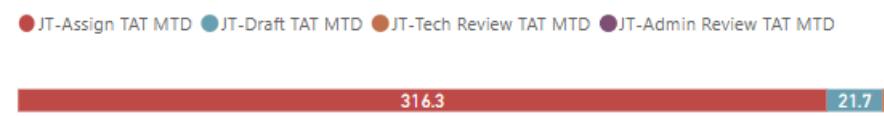
Goal: 45, 46

Overall TAT (Past 90 Days)

505.7!

Goal: 45, 46

TAT by Phase of Work (MTD)



TAT by Phase of Work (Past 90 Days)



Open Quality Reports

Qualtrax ID	Workflow #	Age
82175		91
85920		43
87457		26
87612		24
88075		20
88696		13
80349	2020-033	117

\*Reports without a Workflow Id# are not included in the Avg Age

Quality TAT

50!

Goal: 40, 41


Avg Age of Open Reports\*

60


Quality Filter

Latent Prints

Month to Date



30 Day Avg (Over Past 90 Days)



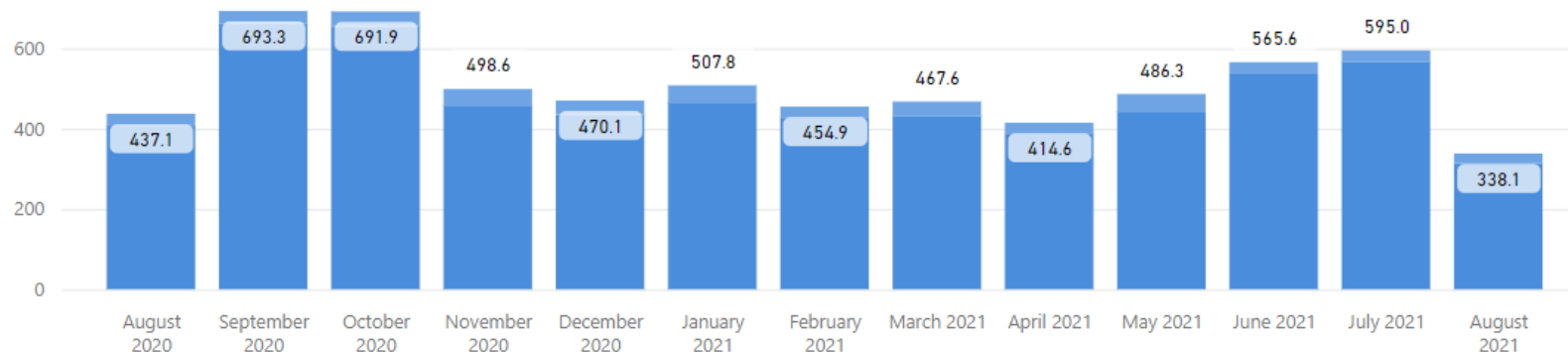
## Date Range

8/1/2020

8/31/2021

## Total TAT by Month

● Rec'd-Assign TAT ● Assigned TAT ● Total TAT



## Request Type

Latent Comparison

Priority Type

All

## Selected Time Frame Averages

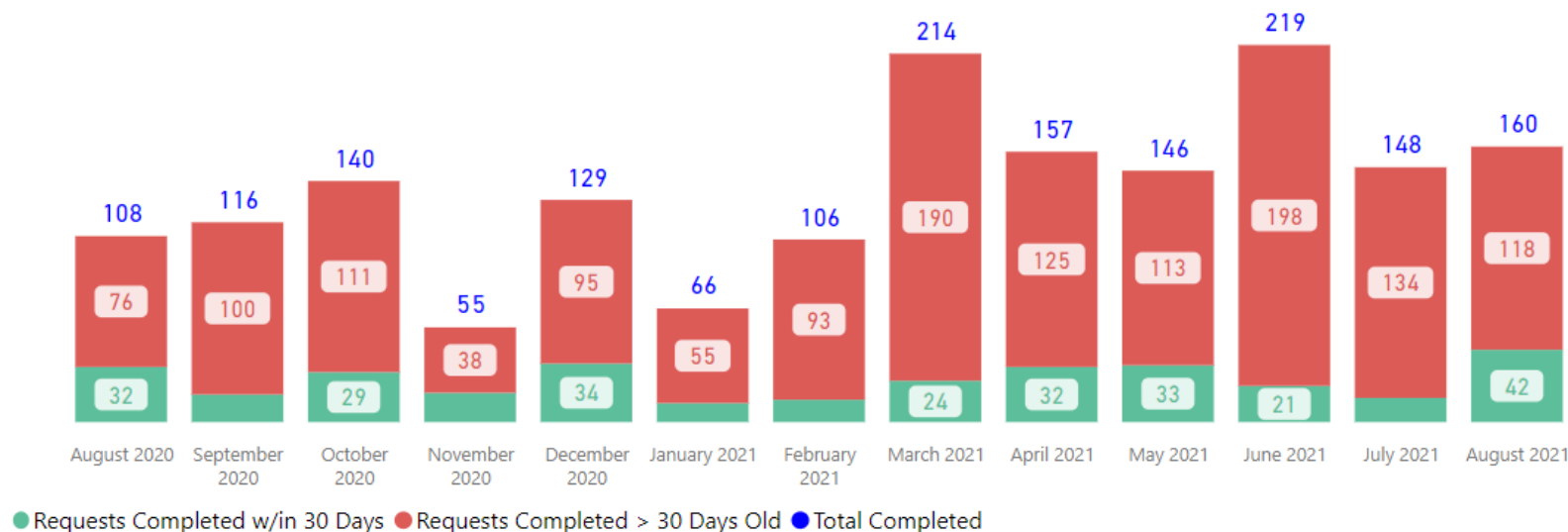
508.21

Total TAT (Rec'd-Compl.) Avg

32.57

Assigned TAT (Asgmt.-Compl.) Avg

## Requests Completed



## Received to Complete

1764

Requests Completed

1446

Requests Completed > 30 Days Old

81.97 %

% Completed > 30 Days Old

Requests more than 30 days old are considered to be backlogged requests

Service

Latent Comparison

Priority Type

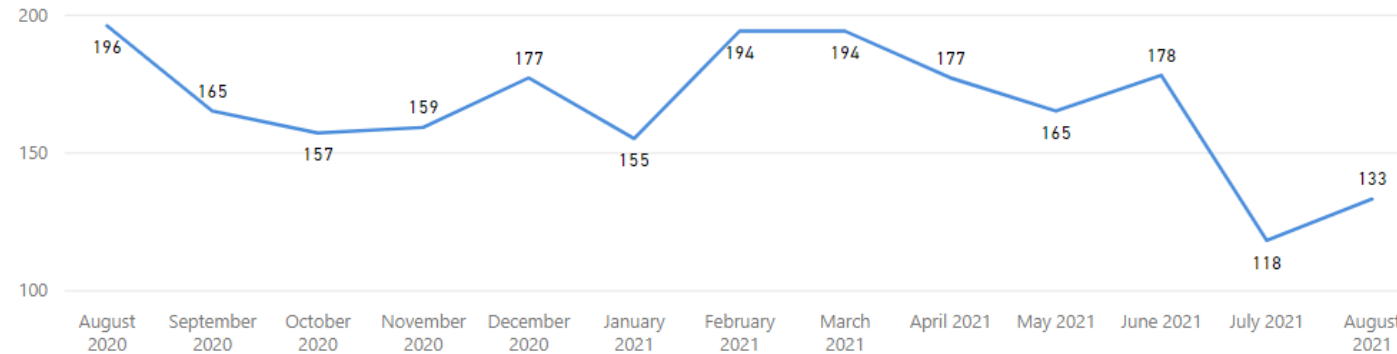
All

### Received Filter

8/1/2020

8/31/2021

### Received by Month



### Total Received

2,168

### Received per Month (Avg)\*

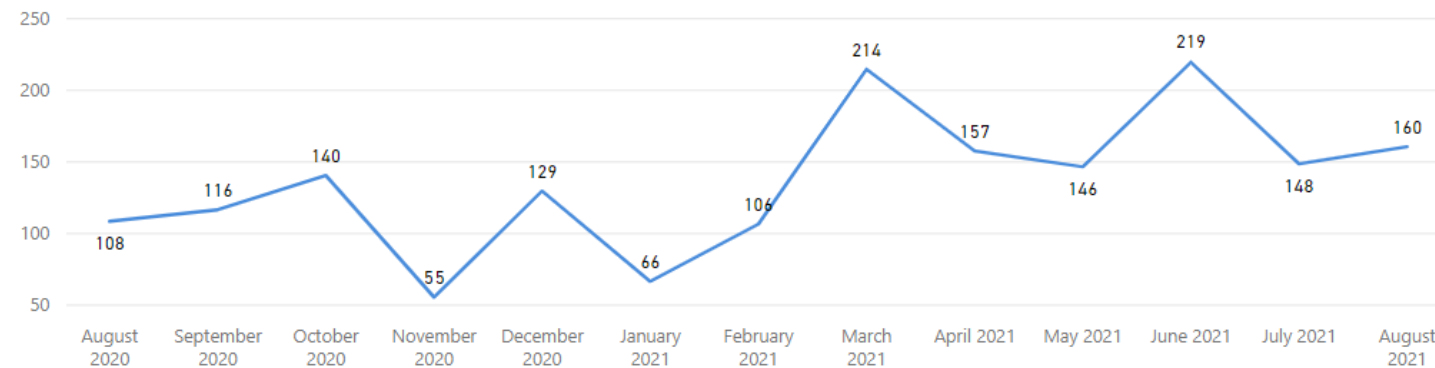
167

### Completed Filter

8/1/2020

8/31/2021

### Completed by Month



### Total Completed

1,764

### Completed per Month (Avg)\*

136

\* months with zero activity are not calculated into the average

Service
Priority Type

Latent Processing
All

# of Unassigned
585!

Goal: 50 (-1070%)

# Pending Draft
11✓

Goal: 30 (+63.33%)

# Pending Tech
6✓

Goal: 30 (+80%)

# Pending Admin
0✓

Goal: 30 (+100%)

Goal= Threshold for the max # of requests in each bucket

567

Justice Trax Past Critical Age

310

Avg Age of Requests >30 D..

705

Age-Oldest Unassigned

707

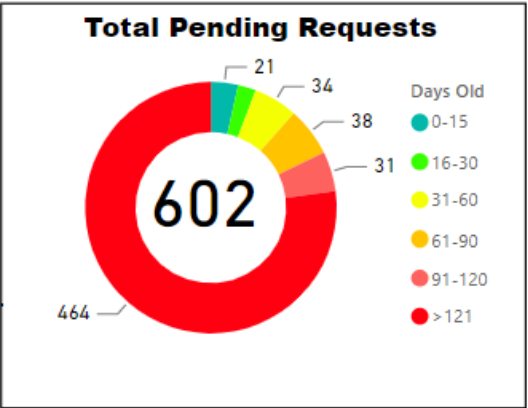
Age-Oldest Pending Draft

670

Age-Oldest Pending Tech

0

Age-Oldest Pending Admin



Overall TAT (Month to Date)

201.7!

Goal: 30, 31

Overall TAT (Past 90 Days)

215.9!

Goal: 30, 31

TAT by Phase of Work (MTD)


JT-Assign TAT MTD
JT-Draft TAT MTD
JT-Tech Review TAT MTD
JT-Admin Review TAT MTD




TAT by Phase of Work (Past 90 Days)



Month to Date



30 Day Avg (Over Past 90 Days)



Open Quality Reports

Qualtrax ID	Workflow #	Age
82175		91
85920		43
87457		26
87612		24
88075		20
88696		13
80349	2020-033	117

\*Reports without a Workflow Id# are not included in the Avg Age

Quality TAT

50!

Goal: 40, 41

Avg Age of Open Reports\*

60

Quality Filter

Latent Prints

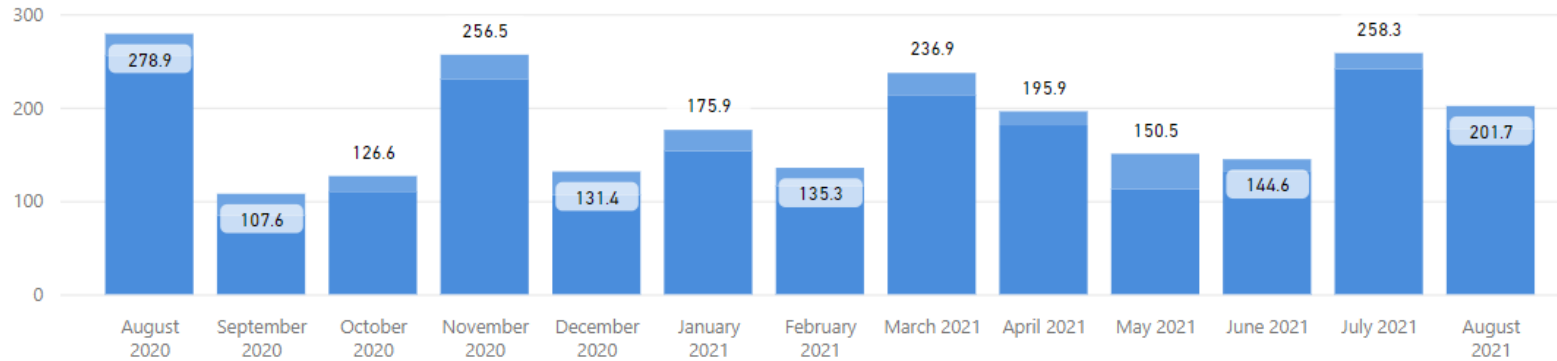
## Date Range

8/1/2020

8/31/2021

## Total TAT by Month

● Rec'd-Assign TAT ● Assigned TAT ● Total TAT



## Request Type

Latent Processing

Priority Type

All

## Selected Time Frame Averages

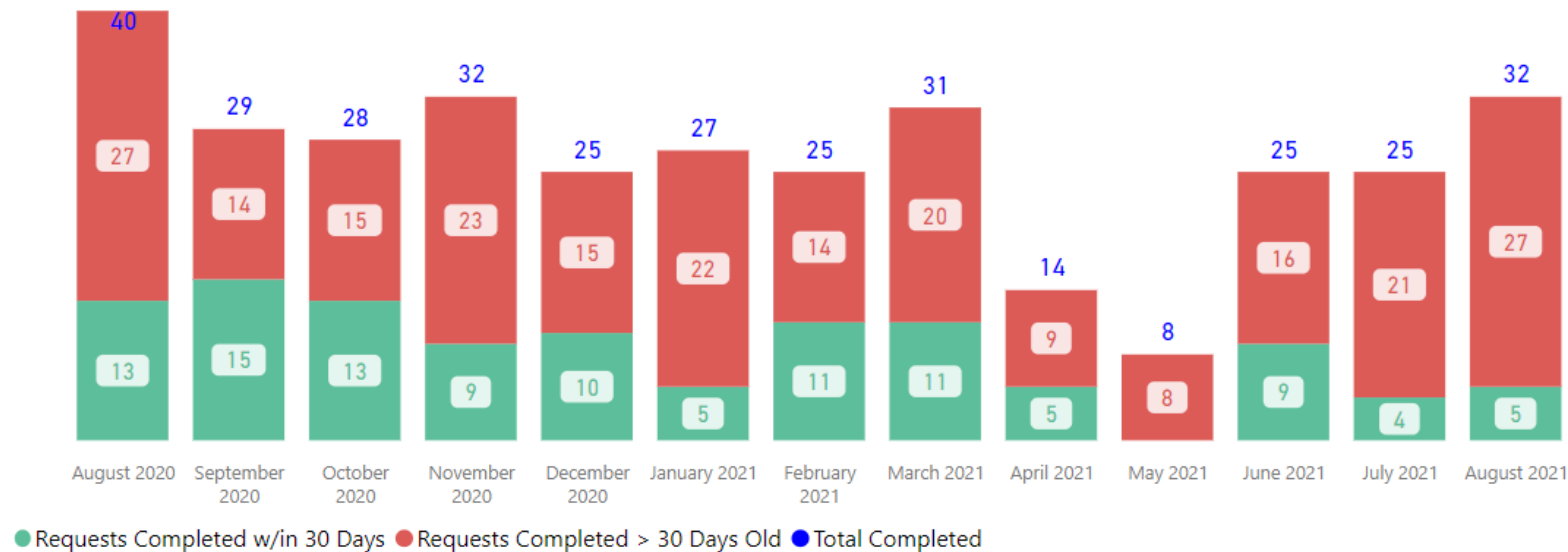
191.39

Total TAT (Rec'd-Compl.) Avg

21.85

Assigned TAT (Asgmt.-Compl.) Avg

## Requests Completed



## Received to Complete

341

Requests Completed

231

Requests Completed > 30 Days Old

67.74 %

% Completed > 30 Days Old

Requests more than 30 days old are considered to be backlogged requests

Service

Latent Processing

Priority Type

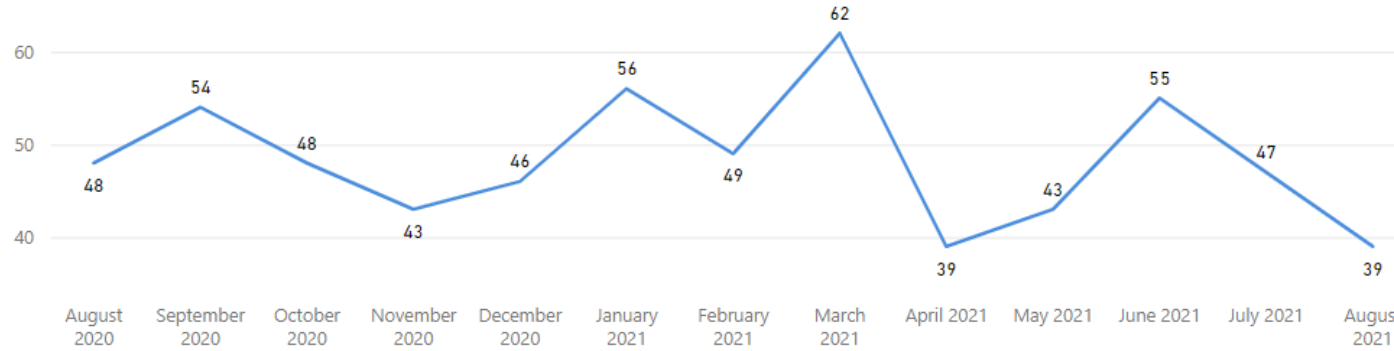
All

### Received Filter

8/1/2020

8/31/2021

### Received by Month



### Total Received

629

### Received per Month (Avg)\*

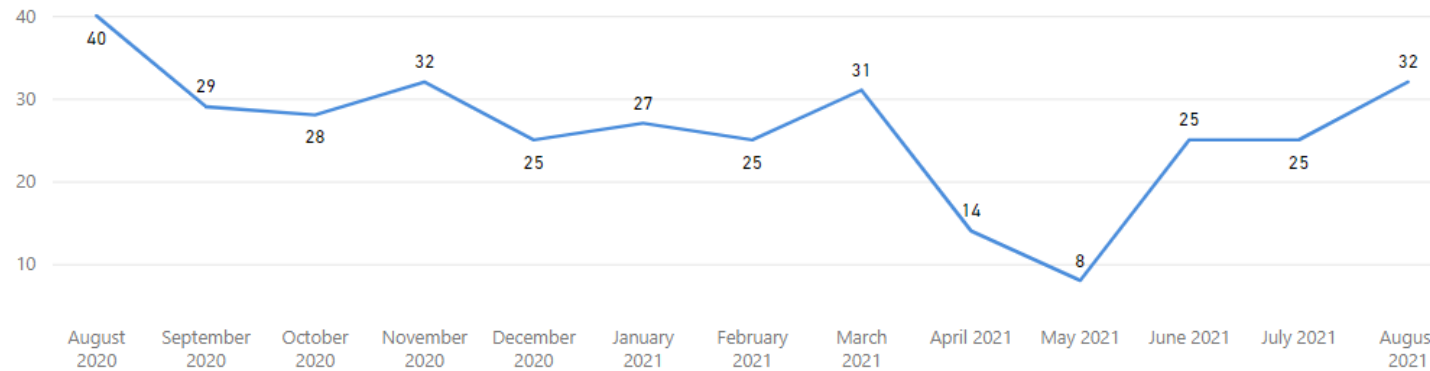
48

### Completed Filter

8/1/2020

8/31/2021

### Completed by Month



### Total Completed

341

### Completed per Month (Avg)\*

26

\* months with zero activity are not calculated into the average

# Digital Multi-Media

Service
Priority Type

AV Call Out
All

# of Unassigned

0✓

Goal: 15 (+100%)

# Pending Draft

0✓

Goal: 5 (+100%)

# Pending Tech

0✓

Goal: 5 (+100%)

# Pending Admin

0✓

Goal: 5 (+100%)

Goal= Threshold for the max # of requests in each bucket

0

Justice Trax Past Critical Age

NaN

Avg Age of Requests >30 D..

0

Age-Oldest Unassigned

0



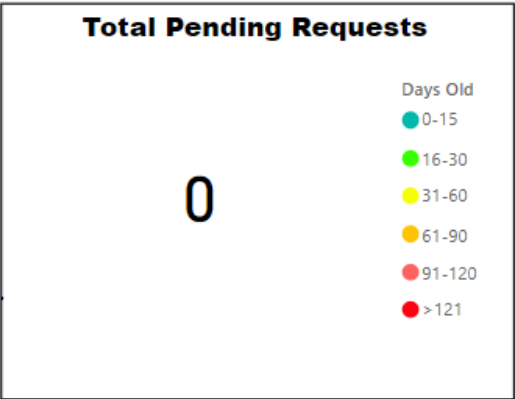
Age-Oldest Pending Draft

0

Age-Oldest Pending Tech

0

Age-Oldest Pending Admin



TAT by Phase of Work (MTD)



TAT by Phase of Work (Past 90 Days)



Open Quality Reports

Qualtrax ID

Workflow #

Age

\*Reports without a Workflow Id# are not included in the Avg Age

Quality TAT

(Blank)✓

Goal: 30, 31


Avg Age of Open Reports\*

NaN

Quality Filter

Audio/Video

Month to Date



30 Day Avg (Over Past 90 Days)





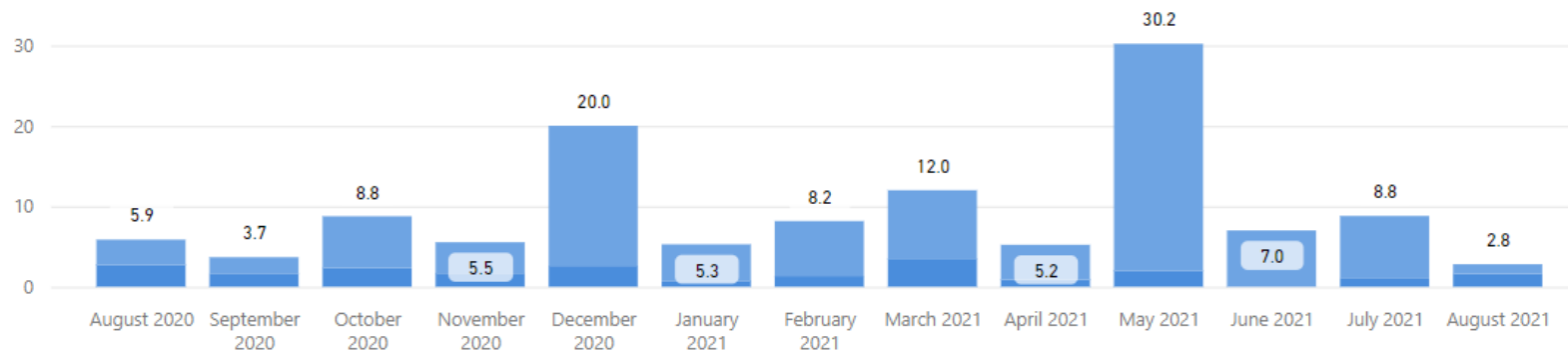
## Date Range

8/1/2020

8/31/2021

### Total TAT by Month

● Rec'd-Assign TAT ● Assigned TAT ● Total TAT



## Request Type

AV Call Out

Priority Type

All

### Selected Time Frame Averages

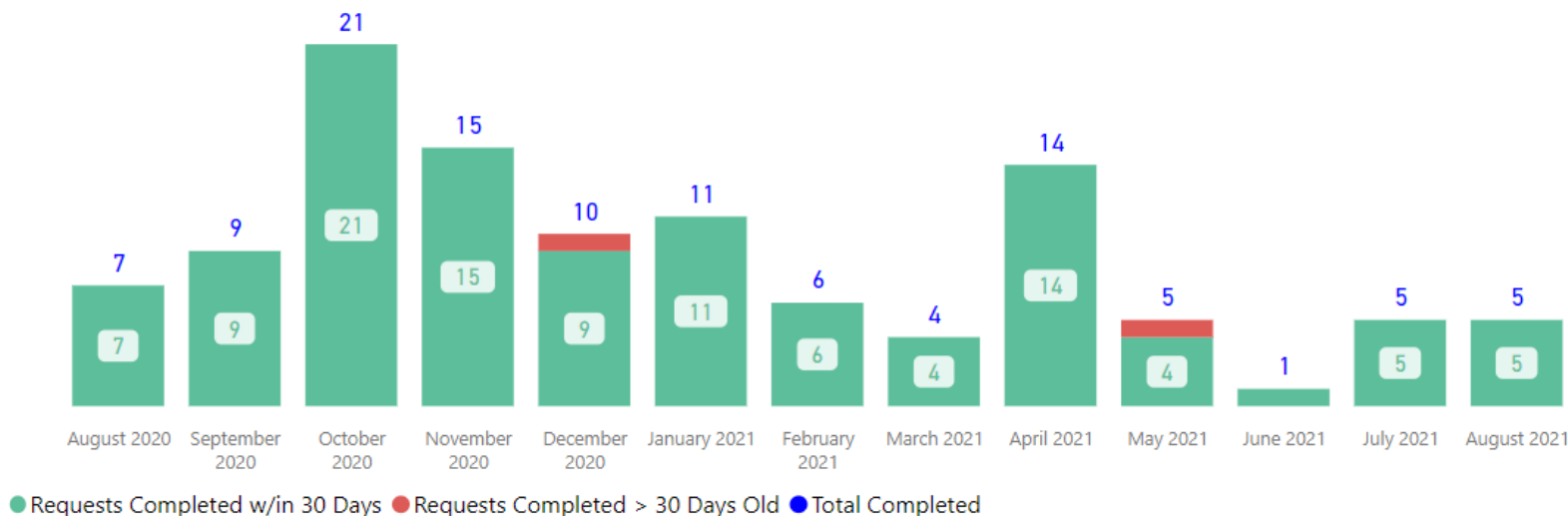
8.72

Total TAT (Rec'd-Compl.) Avg

6.96

Assigned TAT (Asgmt.-Compl.) Avg

### Requests Completed



### Received to Complete

113

Requests Completed

2

Requests Completed > 30 Days Old

1.77 %

% Completed > 30 Days Old

Requests more than 30 days old are considered to be backlogged requests

Service

AV Call Out

Priority Type

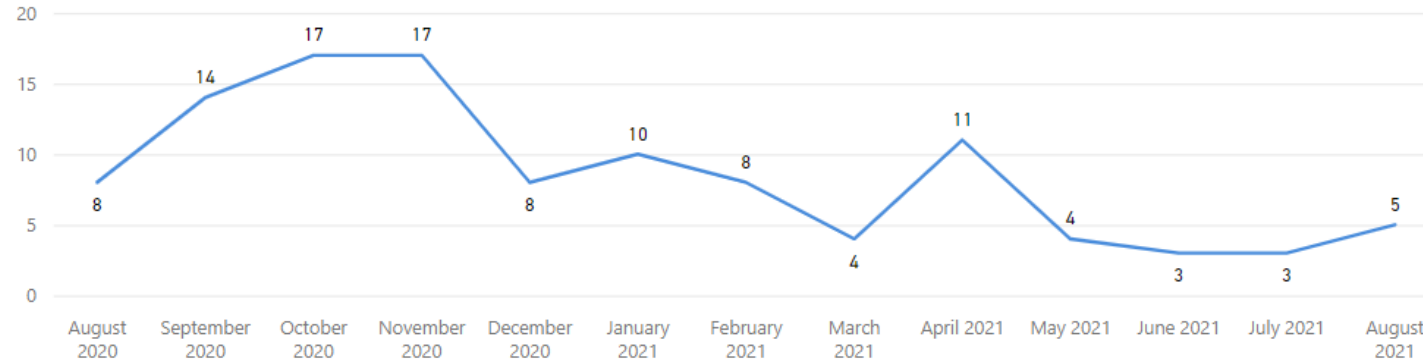
All

### Received Filter

8/1/2020

8/31/2021

### Received by Month



### Total Received

112

### Received per Month (Avg)\*

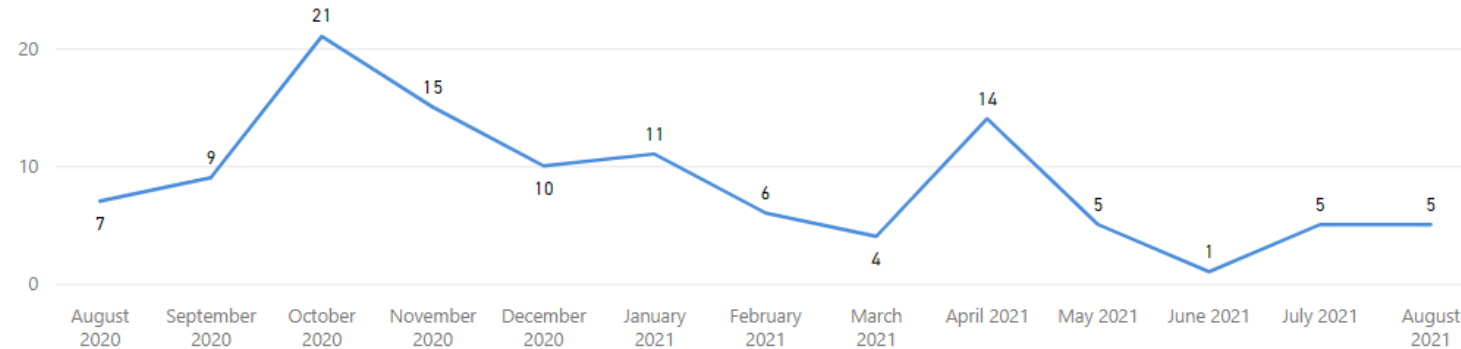
9

### Completed Filter

8/1/2020

8/31/2021

### Completed by Month



### Total Completed

113

### Completed per Month (Avg)\*

9

\* months with zero activity are not calculated into the average

Service
Priority Type

AV Examination
All

# of Unassigned

5✓

Goal: 15 (+66.67%)

# Pending Draft

3✓

Goal: 5 (+40%)

# Pending Tech

0✓

Goal: 5 (+100%)

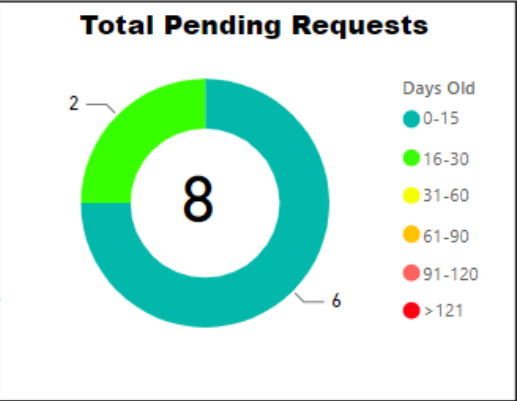
# Pending Admin

0✓

Goal: 5 (+100%)

Goal= Threshold for the max # of requests in each bucket

0  
Justice Trax Past Critical Age  
NaN  
Avg Age of Requests >30 D...  
15  
Age-Oldest Unassigned  
28  
Age-Oldest Pending Draft  
0  
Age-Oldest Pending Tech  
0  
Age-Oldest Pending Admin



Overall TAT  
(Month to Date)

21.7✓

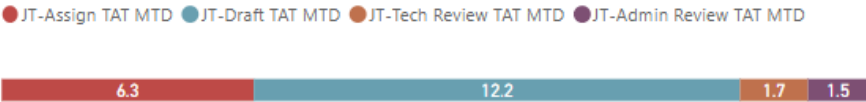
Goal: 45, 46

Overall TAT  
(Past 90 Days)

22.0✓

Goal: 45, 46

TAT by Phase of Work (MTD)



TAT by Phase of Work (Past 90 Days)



Open Quality Reports

Qualtrax ID
Workflow #
Age

\*Reports without a Workflow Id# are not included in the Avg Age

Quality TAT

(Blank)✓

Goal: 30, 31

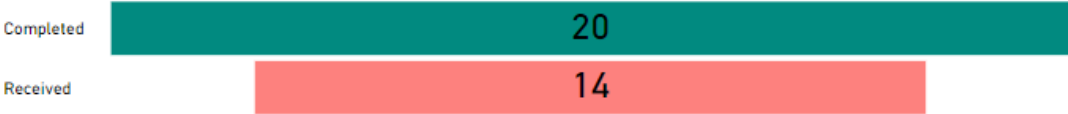
Avg Age of Open Reports\*

NaN

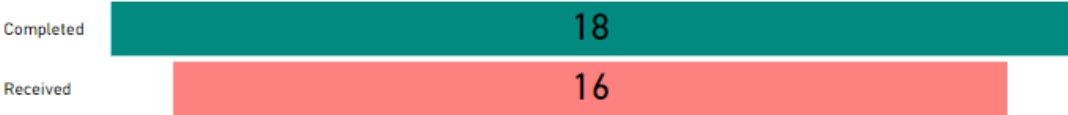
Quality Filter

Audio/Video

Month to Date



30 Day Avg (Over Past 90 Days)



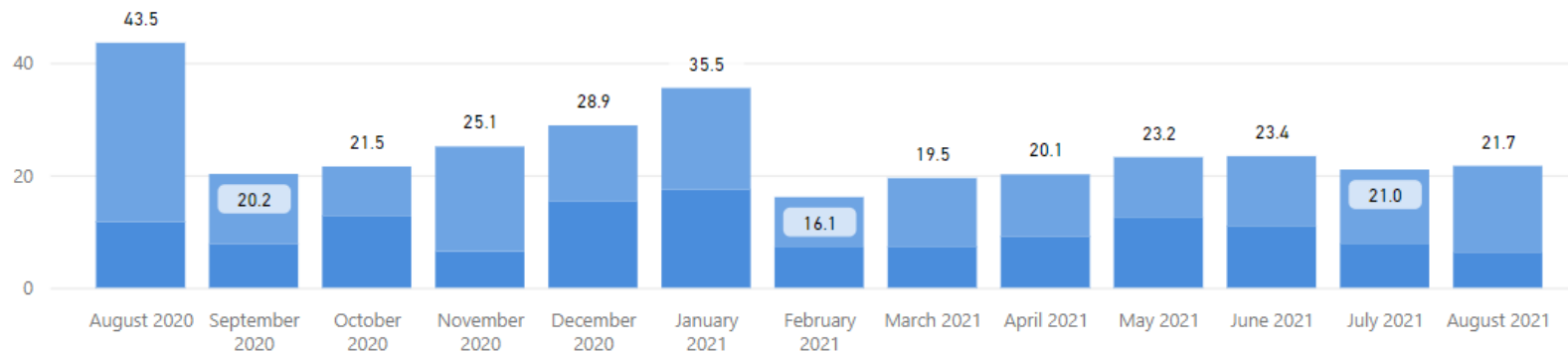
## Date Range

8/1/2020

8/31/2021

## Total TAT by Month

● Rec'd-Assign TAT ● Assigned TAT ● Total TAT



## Request Type

AV Examination

Priority Type

All

## Selected Time Frame Averages

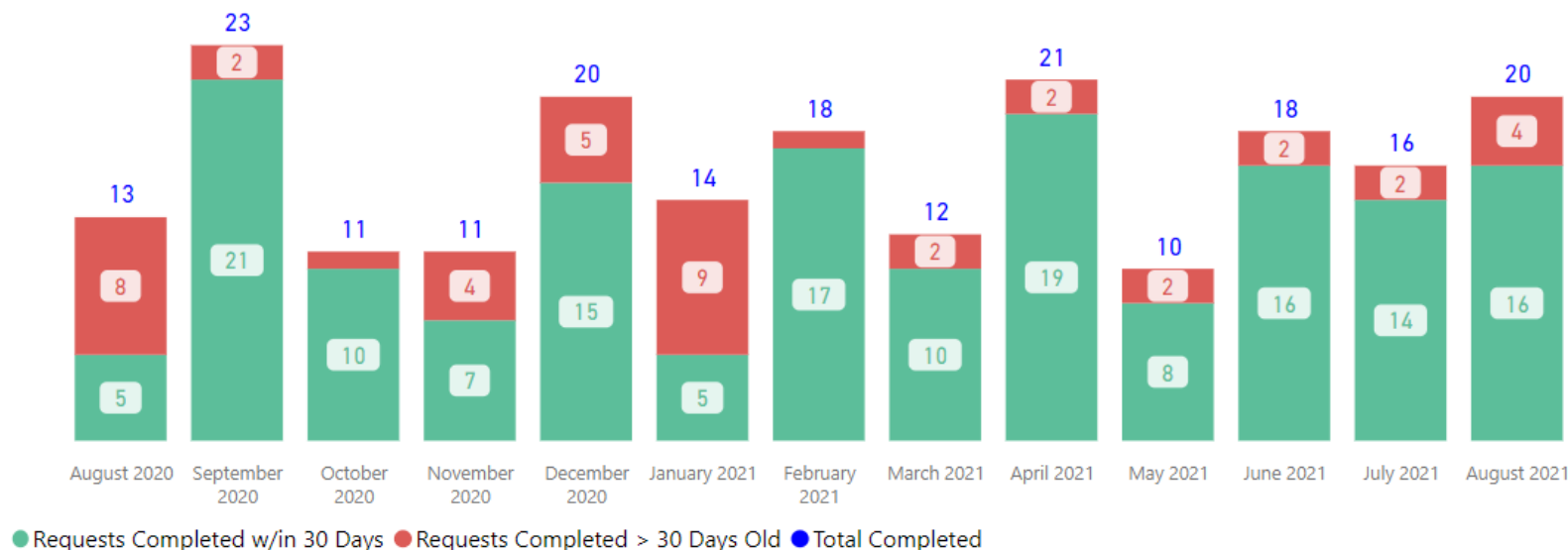
24.09

Total TAT (Rec'd-Compl.) Avg

14.06

Assigned TAT (Asgmt.-Compl.) Avg

## Requests Completed



## Received to Complete

207

Requests Completed

44

Requests Completed > 30 Days Old

21.26 %

% Completed > 30 Days Old

Requests more than 30 days old are considered to be backlogged requests

Service

AV Examination

Priority Type

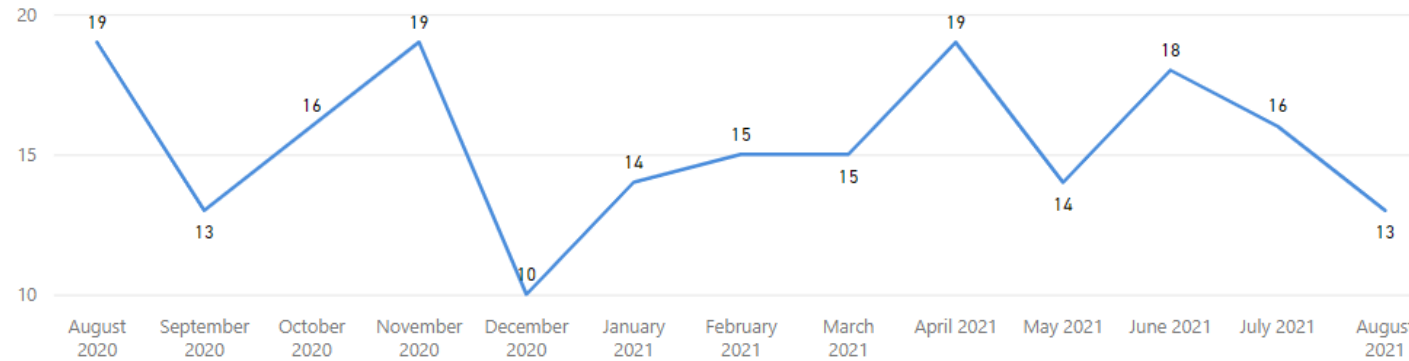
All

### Received Filter

8/1/2020

8/31/2021

### Received by Month



### Total Received

201

### Received per Month (Avg)\*

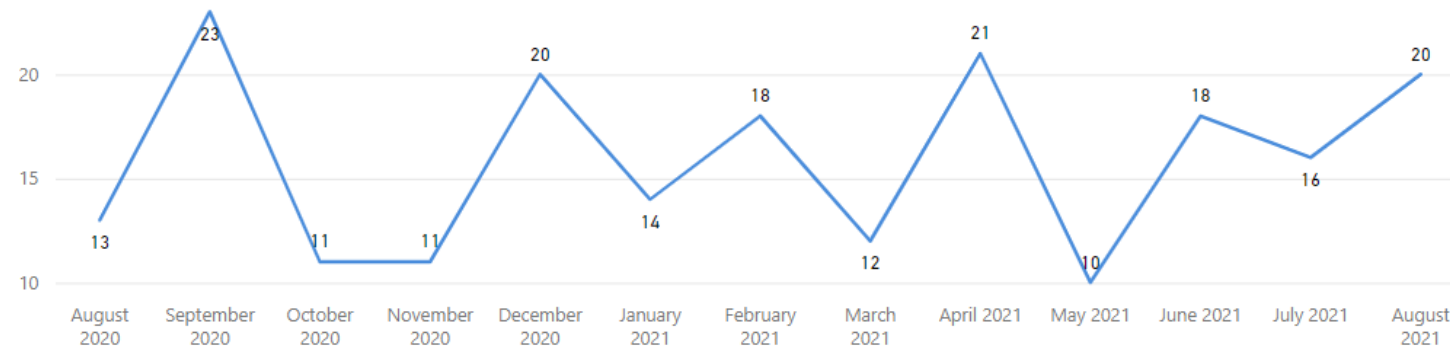
15

### Completed Filter

8/1/2020

8/31/2021

### Completed by Month



### Total Completed

207

### Completed per Month (Avg)\*

16

\* months with zero activity are not calculated into the average

Service: DFL Priority Type: All

**# of Unassigned**  
194!  
Goal: 50 (-288%)

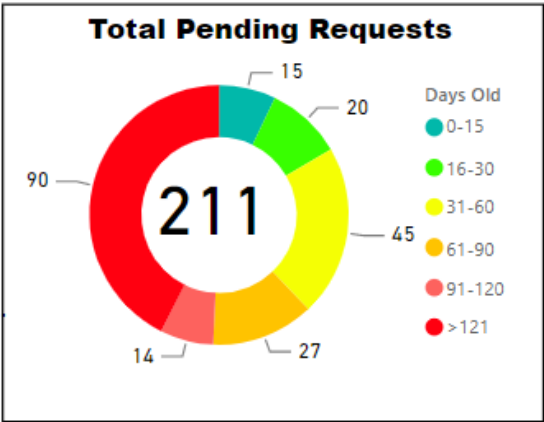
**# Pending Draft**  
13!  
Goal: 5 (-160%)

**# Pending Tech**  
4✓  
Goal: 5 (+20%)

**# Pending Admin**  
1✓  
Goal: 5 (+80%)

Goal= Threshold for the max # of requests in each bucket

176 Justice Trax Past Critical Age  
144 Avg Age of Requests >30 D...  
371 Age-Oldest Unassigned  
379 Age-Oldest Pending Draft  
375 Age-Oldest Pending Tech  
351 Age-Oldest Pending Admin



**Overall TAT (Month to Date)**

131.4!

Goal: 45, 46

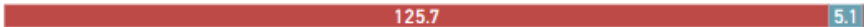
**Overall TAT (Past 90 Days)**

119.5!

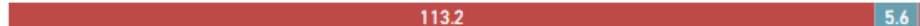
Goal: 45, 46

**TAT by Phase of Work (MTD)**

● JT-Assign TAT MTD ● JT-Draft TAT MTD ● JT-Tech Review TAT MTD ● JT-Admin Review TAT MTD



**TAT by Phase of Work (Past 90 Days)**



**Open Quality Reports**

Qualtrax ID Workflow # Age

\*Reports without a Workflow Id# are not included in the Avg Age

**Quality TAT**

(Blank)✓

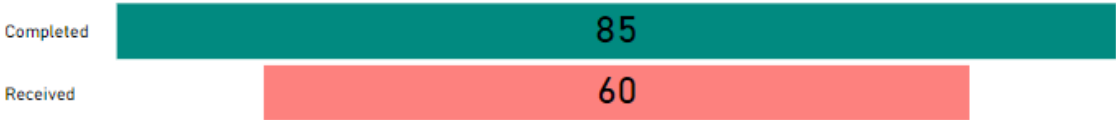
Goal: 30, 31

**Avg Age of Open Reports\***

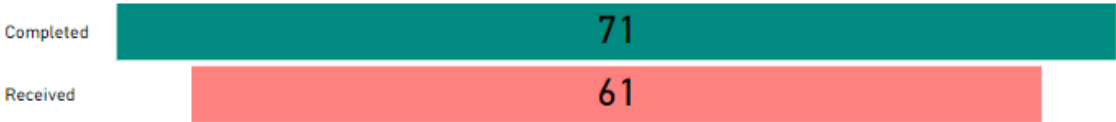
NaN

Quality Filter: Digital Forensics

**Month to Date**



**30 Day Avg (Over Past 90 Days)**



DFL and DME

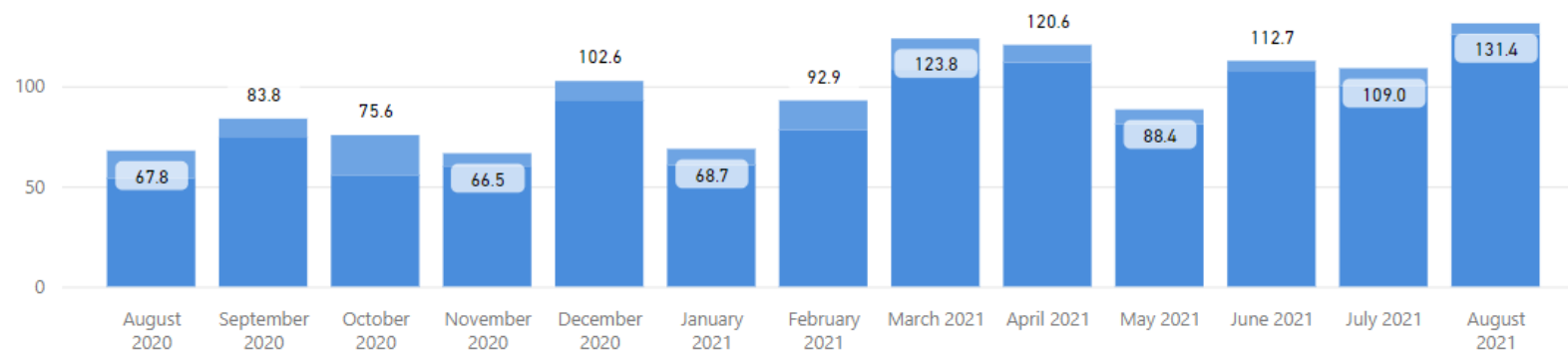
## Date Range

8/1/2020

8/31/2021

## Total TAT by Month

● Rec'd-Assign TAT ● Assigned TAT ● Total TAT



## Request Type

Multiple selections

Priority Type

All

## Selected Time Frame Averages

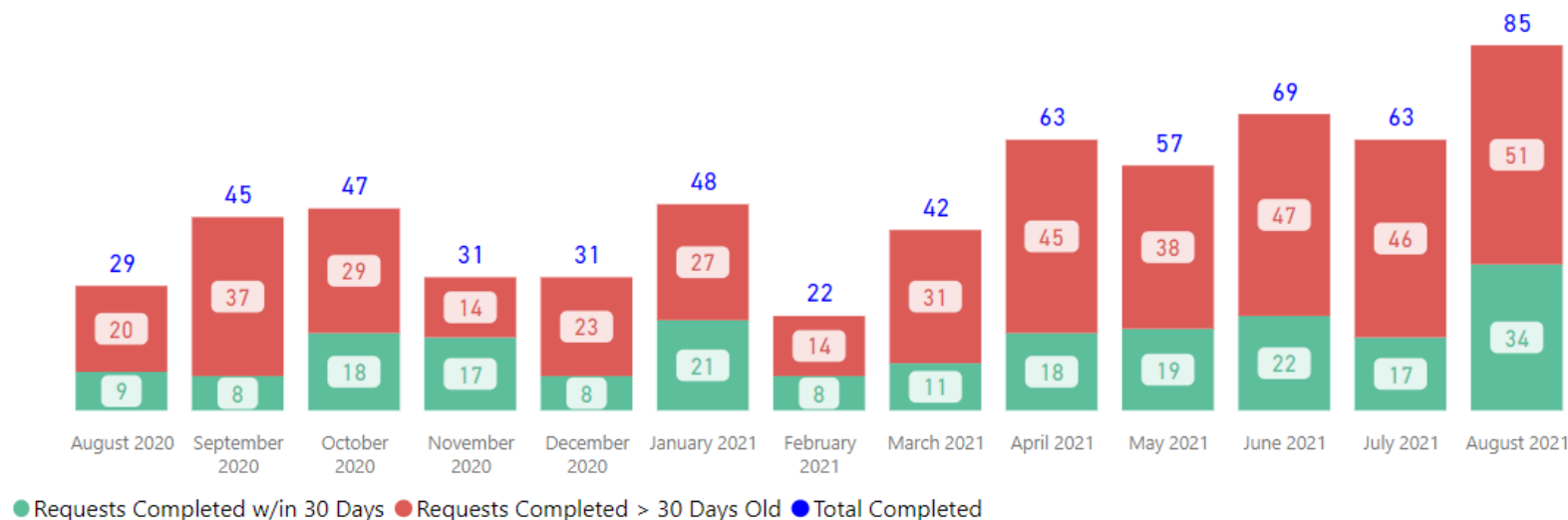
100.50

Total TAT (Rec'd-Compl.) Avg

9.40

Assigned TAT (Asgmt.-Compl.) Avg

## Requests Completed



## Received to Complete

632

Requests Completed

422

Requests Completed > 30 Days Old

66.77 %

% Completed > 30 Days Old

Requests more than 30 days old are considered to be backlogged requests

## DFL and DME

Service

Multiple selections

Priority Type

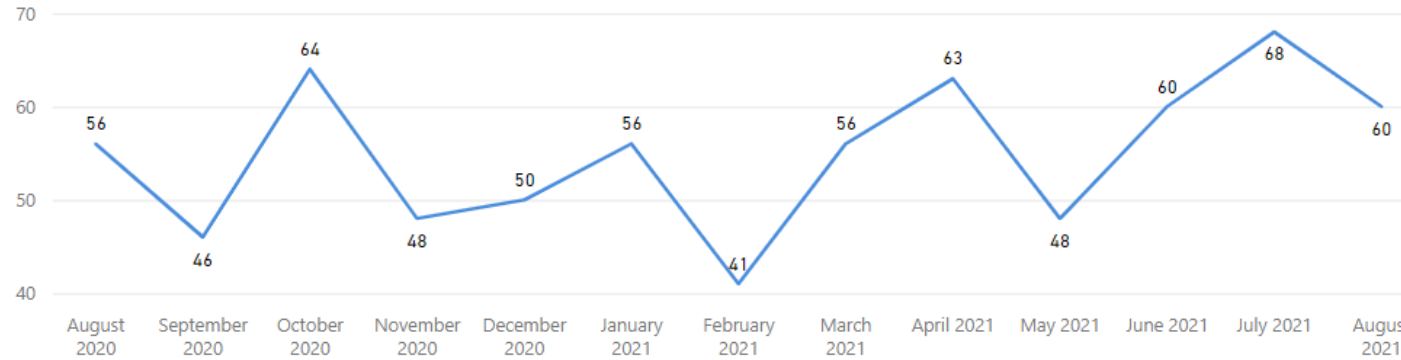
All

### Received Filter

8/1/2020

8/31/2021

### Received by Month



### Total Received

716

### Received per Month (Avg)\*

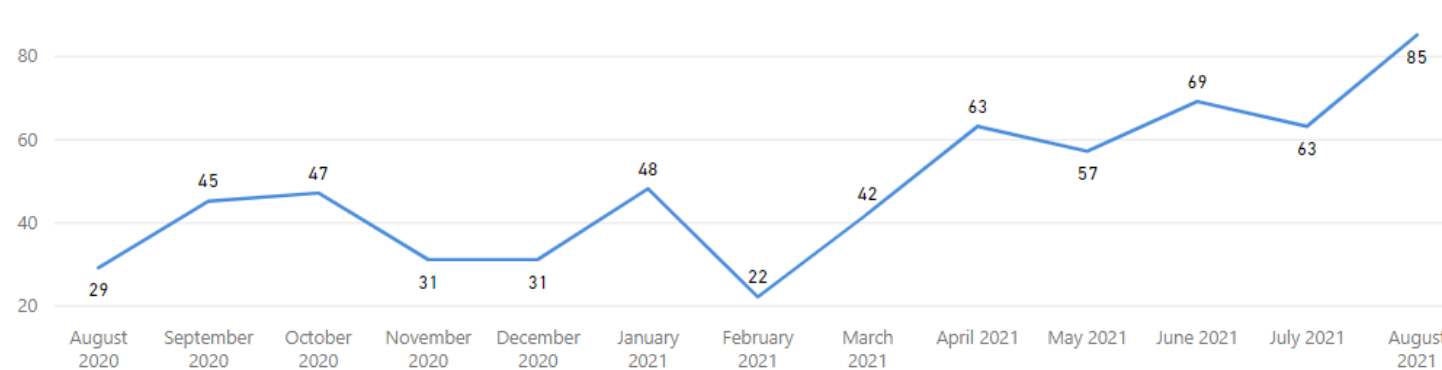
55

### Completed Filter

8/1/2020

8/31/2021

### Completed by Month



### Total Completed

632

### Completed per Month (Avg)\*

49

\* months with zero activity are not calculated into the average



# Crime Scene Unit

Service
Priority Type

CSU Response
All

# of Unassigned
0✓
Goal: 0

# Pending Draft
285!
Goal: 30 (-850%)

# Pending Tech
745!
Goal: 30 (-2383.33%)

# Pending Admin
1!
Goal: 0

Goal= Threshold for the max # of requests in each bucket

832

Justice Trax Past Critical Age

125

Avg Age of Requests >30 D...

0

Age-Oldest Unassigned

729

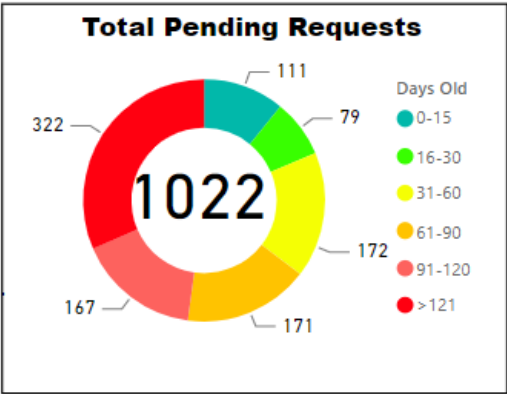
Age-Oldest Pending Draft

742

Age-Oldest Pending Tech

326

Age-Oldest Pending Admin



Overall TAT (Month to Date)

155.1!

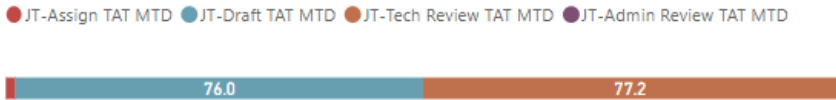
Goal: 30, 31

Overall TAT (Past 90 Days)

129.1!

Goal: 30, 31

TAT by Phase of Work (MTD)



TAT by Phase of Work (Past 90 Days)



Open Quality Reports

Qualtrax ID	Workflow #	Age
86863		31
86865		31
87911		22
76096	2021-001	165
80817	2021-017	112
82688	2021-026	84
85917	2021-033	43

\*Reports without a Workflow Id# are not included in the Avg Age

Quality TAT

61!

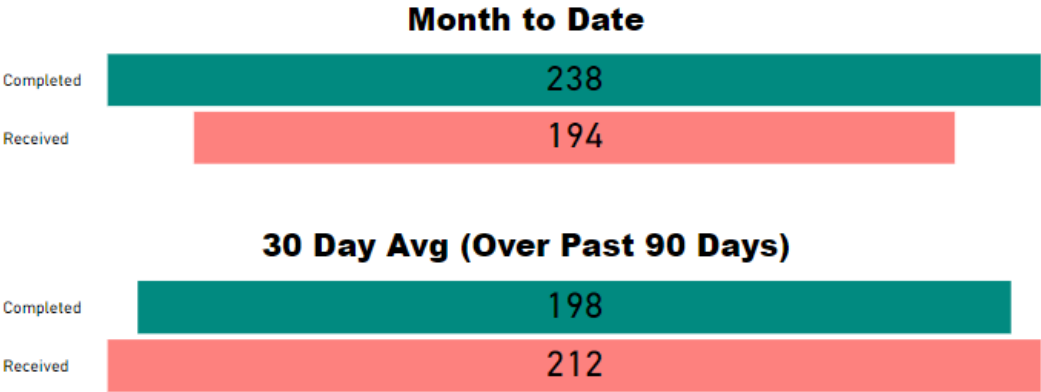
Goal: 30, 31

Avg Age of Open Reports\*

55

Quality Filter

Crime Scene

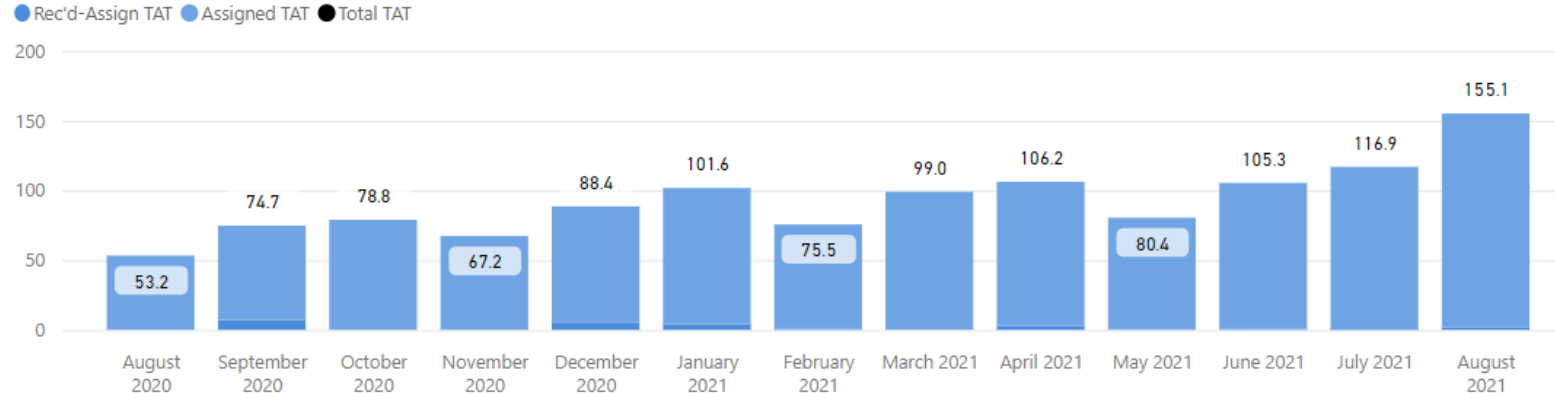


## Date Range

8/1/2020

8/31/2021

## Total TAT by Month



## Request Type

CSU Response

Priority Type

All

## Selected Time Frame Averages

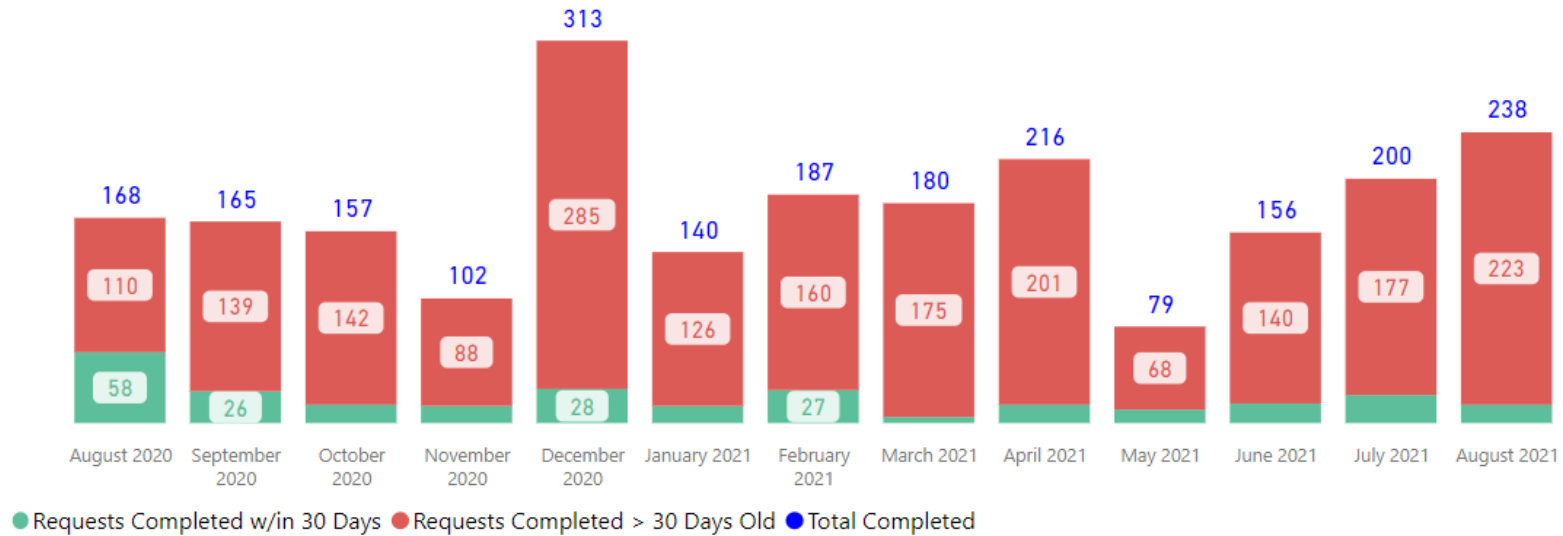
95.76

Total TAT (Rec'd-Compl.) Avg

93.57

Assigned TAT (Asgmt.-Compl.) Avg

## Requests Completed



## Received to Complete

2301

Requests Completed

2034

Requests Completed > 30 Days Old

88.40 %

% Completed > 30 Days Old

Requests more than 30 days old are considered to be backlogged requests

Service

CSU Response

Priority Type

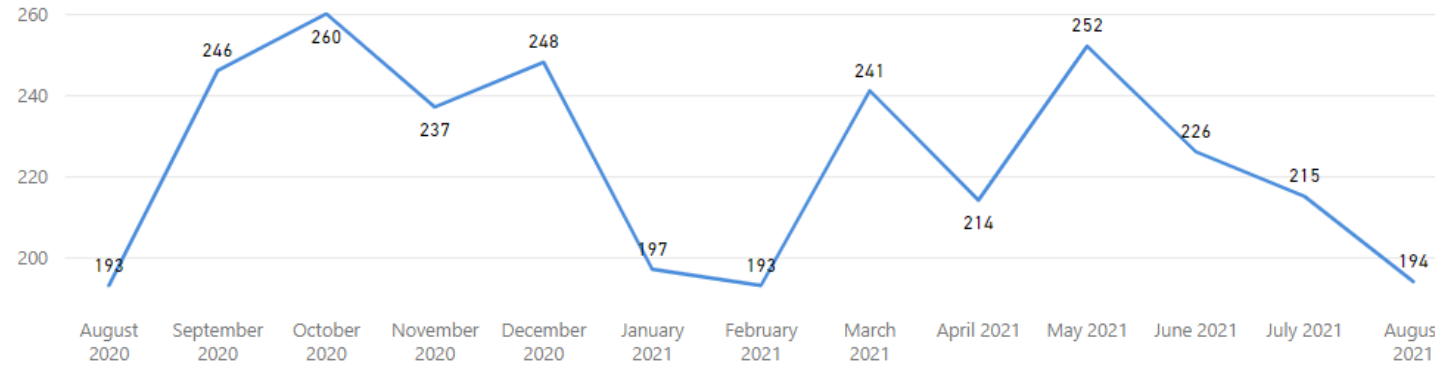
All

### Received Filter

8/1/2020

8/31/2021

### Received by Month



### Total Received

2,916

### Received per Month (Avg)\*

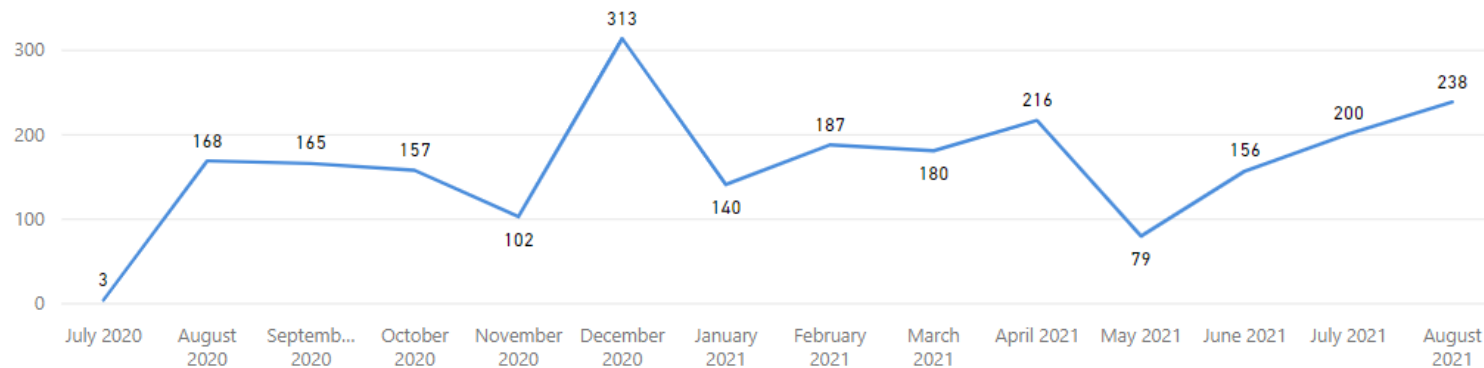
224

### Completed Filter

8/1/2020

8/31/2021

### Completed by Month



### Total Completed

2,304

### Completed per Month (Avg)\*

165

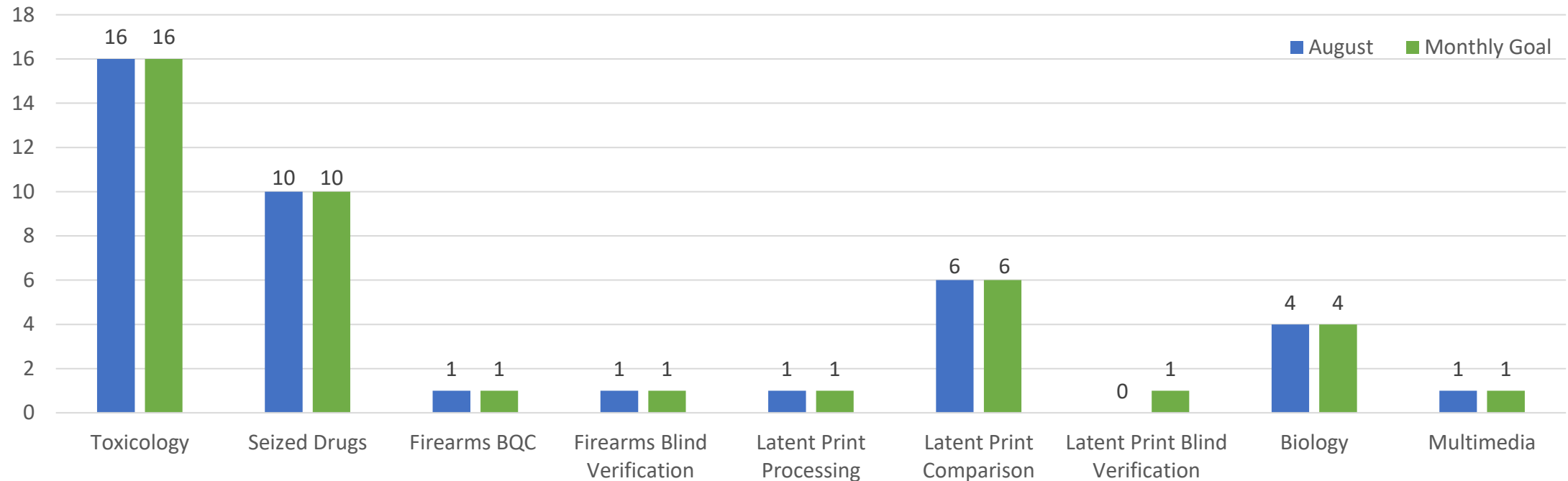
\* months with zero activity are not calculated into the average

# Quality Division Report

## September 10, 2021



# Blind Quality Controls Submitted in August



# Blind Quality: Accomplishments and Challenges

- Firearms blind quality control manuscript will be submitted to Journal of Forensic Sciences in September
- Firearms blind quality control abstract submitted to American Academy of Forensic Sciences annual meeting in February 2022
- Quality division working through challenges of the new lean six sigma workflow in latent prints

Forensic Discipline	Cases Completed in August
Toxicology – BAC	17
Seized Drugs	11
Biology	14 (DNA) 3 (screening)
Firearms	1
Firearms Blind Verification	3
Latent Print Processing	2
Latent Print Comparison	0
Latent Print Blind Verification	1
Multimedia	5



# Organization of Scientific Area Committees (OSAC)

## Conformance deadlines met for following standards:

### Forensic Biology:

- Standard for Forensic DNA Analysis Training Programs

### Digital and Multimedia Evidence:

- Standard Practice for Examining Magnetic Card Readers

### Toxicology

- Standard Practices for Method Validation in Forensic Toxicology
- Standard for Report Content in Forensic Toxicology





# Organization of Scientific Area Committees (OSAC)

## Upcoming Deadlines:

### **Firearms Deadline April 6, 2022**

- Best Practice Recommendation for Safe Handling of Firearms and Ammunition

### **Biology**

#### **Deadline May 4, 2022**

- Standard for Validation of Probabilistic Genotyping Systems

#### **Deadline August 3, 2022**

- Standard for Training in Forensic Serological Methods
- Standard for Training in Forensic DNA Isolation and Purification Methods
- Standard for Training in Forensic DNA Quantification Methods
- Standard for Training in Forensic Short Tandem Repeat Typing Methods using Amplification, DNA Separation, and Allele Detection



# Code of Ethics

**Evidence** — Staff members shall be unbiased and objective in all evidence examinations and assignments.

**Truth** — Staff members shall seek to discover the scientific truth in the evidence and shall report their findings and represent their credentials accurately.

**Honesty** — Staff members shall interact with others in a cooperative, respectful, and honest manner.

**Independence** — Staff members shall perform their work in a manner independent of undue influence, whether real or perceived.

**Confidentiality** — Staff members shall maintain confidentiality of restricted information obtained in the course of professional endeavors.

**Scientific** — Staff members shall follow sound scientific techniques and practices.



# Ethics Policy

- Joint effort between Human Resources and the Quality Division
- Invitation to participate sent to technical sections
- Reviewed ethical policy examples and solicited feedback
- Comprehensive ethics policy with tiered approach drafted
  - All staff
  - Forensic science practitioners
  - Management



# 2021 Testimony Data

- 2021: 32 analysts have testified this year
  - 27 were monitored
  - 5 not monitored. Will need to be monitored during next testimony or transcript will be reviewed
- Transcript review project
  - Four transcripts being evaluated



# Detailed Data



# 2021 Proficiency Testing

Discipline		Tests in Progress	Tests Completed	Comments
Seized Drugs		7	7	
Toxicology		0	14	
Firearms		7	0	
Crime Scene		3	0	
Latent Prints		17	0	
Multimedia	Audio/Video	5	0	
	Digital	6	0	
Forensic Biology		11	21	





## Quality Division Notifications

Corrective Actions, Incidents, and Preventive Actions

Quality Tracking Number	Section	Classification	Notification Date	Summary of Notification
2021-042	Client Services & Case Management	Incident	8/11/2021	During the accessioning of a toxicology DWI kit, the CS/CM specialist discovered that the kit had been accepted by HFSC in an unsealed manner.
2021-043	Crime Scene Unit	Incident	8/7/2021	A crime scene investigator did not make a video recording while responding to a homicide. Video recordings are required to be taken at homicides in accordance with the Crime Scene Unit SOP.
2021-044	Crime Scene Unit	Incident	8/9/2021	A representative from the Quality Division was not given an opportunity to review the training records or sign the authorization memo for crime scene investigator who returned to casework from an extended leave. The Quality Division's documented review of authorization memos is required by the Quality Manual.
2021-045	Crime Scene	Incident	8/11/2021	The CSU Director verbally granted a deviation from the CSU training manual; however, this deviation was not documented. The deviation lifted the requirement for scene observation reports to be completed for trainees that attended scenes for observational purposes only and will be incorporated into the next revision of the CSU training manual.
2021-046	Crime Scene Unit	Corrective Action	8/14/2021	A crime scene investigator did not collect or perform latent print processing on the cellphones in a vehicle at the vehicle examination building (VEB). Due to technology challenges with electronic documentation used at the VEB the investigator was unaware of the processing request.
2021-047	Crime Scene	Corrective Action	8/18/2021	A patent print in possible blood was not collected or documented correctly. The technical reviewer observed the patent print while reviewing the case photographs but could not locate comparative quality photographs of it.
2021-048	Crime Scene	Incident	8/20/2021	Bullet defect was not measured as it required by the CSU SOP. This was discovered as part of the technical review.
2021-IA-08	Crime Scene	Corrective Action	8/19/2021	During the 2021 internal audit, the audit team discovered that several reports, case notes and scene diagrams contained defects that required corrections.

HFSC'S Quality Division investigates nonconforming work and helps develop solutions in compliance with accreditation and legal standards. For the purposes of this board report, Quality tracking numbers associated to nonconformances are subject to re-assignment based upon further investigation and/or risk assessment.





## Quality Division Notifications

Corrective Actions, Incidents, and Preventive Actions

Quality Tracking Number	Section	Classification	Notification Date	Summary of Notification
2021-049	Firearms	Incident	8/23/2021	A Firearms examiner did not swab a bullet with possible blood prior to decontaminating it. Although the submitting agency did not request the bullet to be processed for DNA, it is a requirement in the Firearms SOP that possible blood not collected by CSU be swabbed for DNA as a precautionary measure.
2021-041	Latent Print Section	Corrective Action	8/3/2021	The latent print processor did not photograph all possible suitable latent prints on an item of evidence. Because of the processing sequence used to develop latent prints, it is not possible to retroactively photograph them.
2021-IA-09	Multimedia	Incident	8/23/2021	During the 2021 Multimedia internal audit, the audit team observed the Word document used to capture original notes is not retained after it is copied and pasted into to the report template in JusticeTrax LIMS.
2021-IA-10	Multimedia	Incident	8/23/2021	During the 2021 Multimedia internal audit, the audit team observed that all original photographs are not permanently retained as is required by the Quality Manual.
2021-IA-11	Multimedia	Incident	8/23/2021	During the 2021 Multimedia internal audit, the audit team observed that staff who were absent from section meetings had not documented their review of meeting minutes as is required by the Quality Manual.
2021-PAR11	Multimedia	Preventive Action	8/19/2021	The Multimedia section purchased personal protection gloves designed to protects the analyst's hands while repairing damaged phones.
2021-050	Toxicology/Logistics and Equipment	Incident	8/20/2021	On two separate instances, packages shipped from an outsource laboratory containing toxicology evidence were received outside of the target delivery date. Because these packages were delivered after business hours, they were returned and stored at the delivery provider facility. HFSC only outsources one blood tube from each case for confirmatory analysis at a time and maintains the other blood tubes associated with the case in the section under refrigeration.
2021-051	Toxicology	Incident	8/25/2021	Due to insufficient volume in the original blood tube, an additional tube was sampled for confirmatory analysis. The analyst should have selected an additional tube with a similar collection time to the original tube used for analysis as required per the Toxicology Analytical Manual but collection time was not considered.

HFSC'S Quality Division investigates nonconforming work and helps develop solutions in compliance with accreditation and legal standards. For the purposes of this board report, Quality tracking numbers associated to nonconformances are subject to re-assignment based upon further investigation and/or risk assessment.





## Quality Division Notifications

Corrective Actions, Incidents, and Preventive Actions

Quality Tracking Number	Section	Classification	Notification Date	Summary of Notification
2021-PAR10	Toxicology/Logistics and Equipment	Preventive Action	8/20/2021	The Logistics Department now maintains all blood tube lot numbers associated to its DWI kits. This information was available from the supplier but not previously maintained by HFSC. A fraudulent blood tube recall highlighted that the blood tube lot numbers could not be readily associated with the respective DWI kits.

HFSC'S Quality Division investigates nonconforming work and helps develop solutions in compliance with accreditation and legal standards. For the purposes of this board report, Quality tracking numbers associated to nonconformances are subject to re-assignment based upon further investigation and/or risk assessment.