

Table of Contents


- President's Report [Page 3](#)
- Operations Report..... [Page 11](#)
- Crime Scene & Digital Multimedia Units Update..... [Page 13](#)
- Treasurer's Report..... [Page 84](#)
- Quality Report..... [Page 93](#)



Houston Forensic Science Center, Inc.

Board of Directors Meeting

April 10, 2020: CANCELLED



Position 1 - Dr. Stacey Mitchell, Board Chair

Position 2 - Anna Vasquez

Position 3 - Philip Hilder

Position 4 - Francisco Medina

Position 5 - Janet Blancett

Position 6 - Dr. Robert McPherson

Position 7 - Lois J. Moore

Position 8 - Mary Lentschke, Vice Chair

Position 9 - Vicki Huff

Ex-Officio - Tracy Calabrese

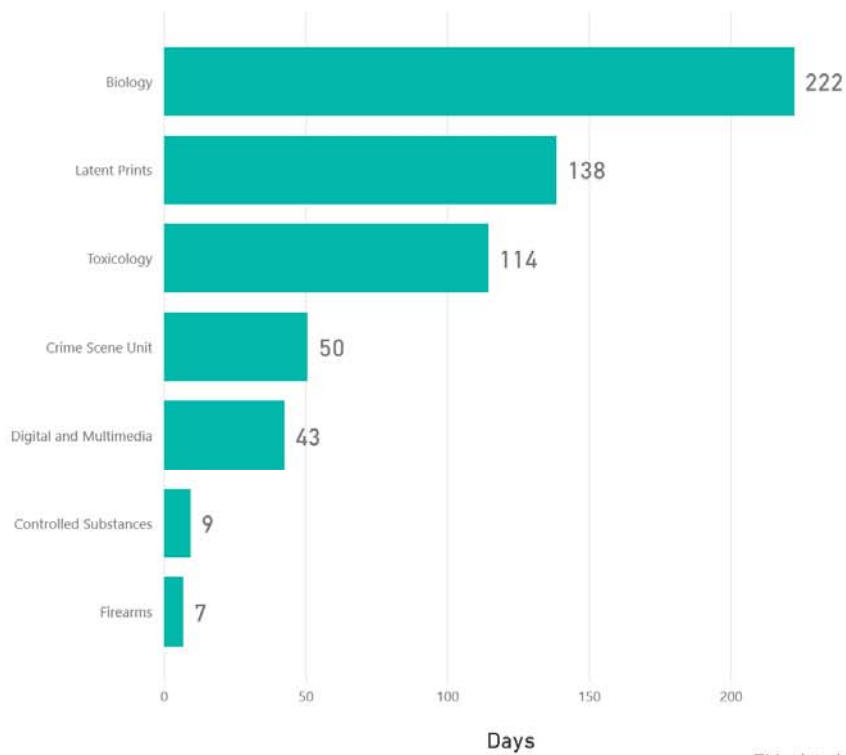
President's Report

April 10, 2020

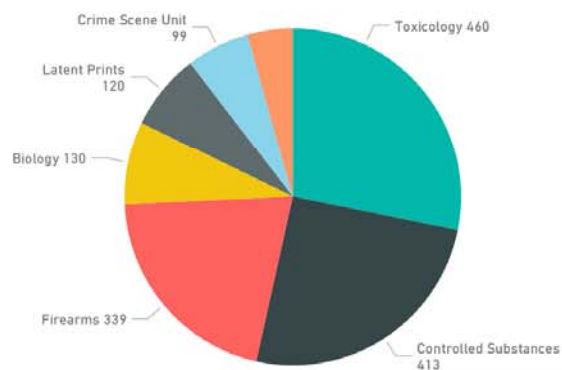




Average Turnaround Time for March 2020



Requests Completed by Section



Turnaround Time - Days

69

Completed Requests

1632

Month Completed

- ☐ 01-January
- ☐ 02-February
- ☒ 03-March
- ☐ 04-April

Year Completed

- ☐ 2015
- ☐ 2016
- ☐ 2017
- ☐ 2018
- ☐ 2019
- ☒ 2020

This data is current as of 4/6/2020.

Staffing – April 10, 2020

- | | |
|--|--|
| <ul style="list-style-type: none">• 197 staff<ul style="list-style-type: none">• 7 City of Houston civilians• 190 HFSC employees• 6 open positions, 2 offers accepted<ul style="list-style-type: none">• 1 crime scene investigator trainee (internal hire, transfer date delayed)• 1 CS/CM evidence specialist trainee | <ul style="list-style-type: none">• 4 active vacancies<ul style="list-style-type: none">• 2 forensic biology/DNA analysts• 1 forensic biology/DNA technical lead (job posted - future opening)• 1 research and development analyst• 3 vacancies on hold<ul style="list-style-type: none">• 2 crime scene investigators• 1 seized drugs analyst |
|--|--|

Certifications

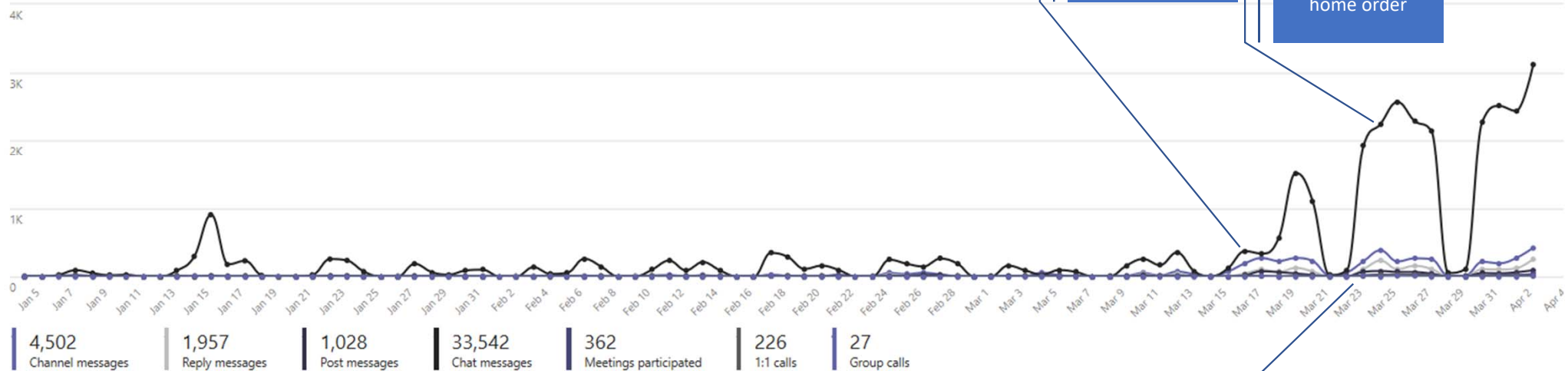
- Mike Fulton – Certified Senior Crime Scene Analyst (CSCSA)
 - International Association for Identification (IAI)

COVID-19 and HFSC

- Three weeks of rotating schedules, putting about 50 percent of staff onsite in the office and 50 percent working from home
 - Helps with social distancing guidelines
 - Helps protect staff in the event someone is infected with COVID-19
 - Divided functions into teams so that we may be able to maintain a capability in the event of wider exposure
- When not in the office, staff are working at home
 - Casework
 - Reviews
 - Special projects
- Visitors largely barred from laboratory outside of vendors. Tours, community outreach, other events canceled and postponed
- Production down about 50 percent: turnaround times will increase, backlogs will grow
- Corporate goals will have to be adjusted

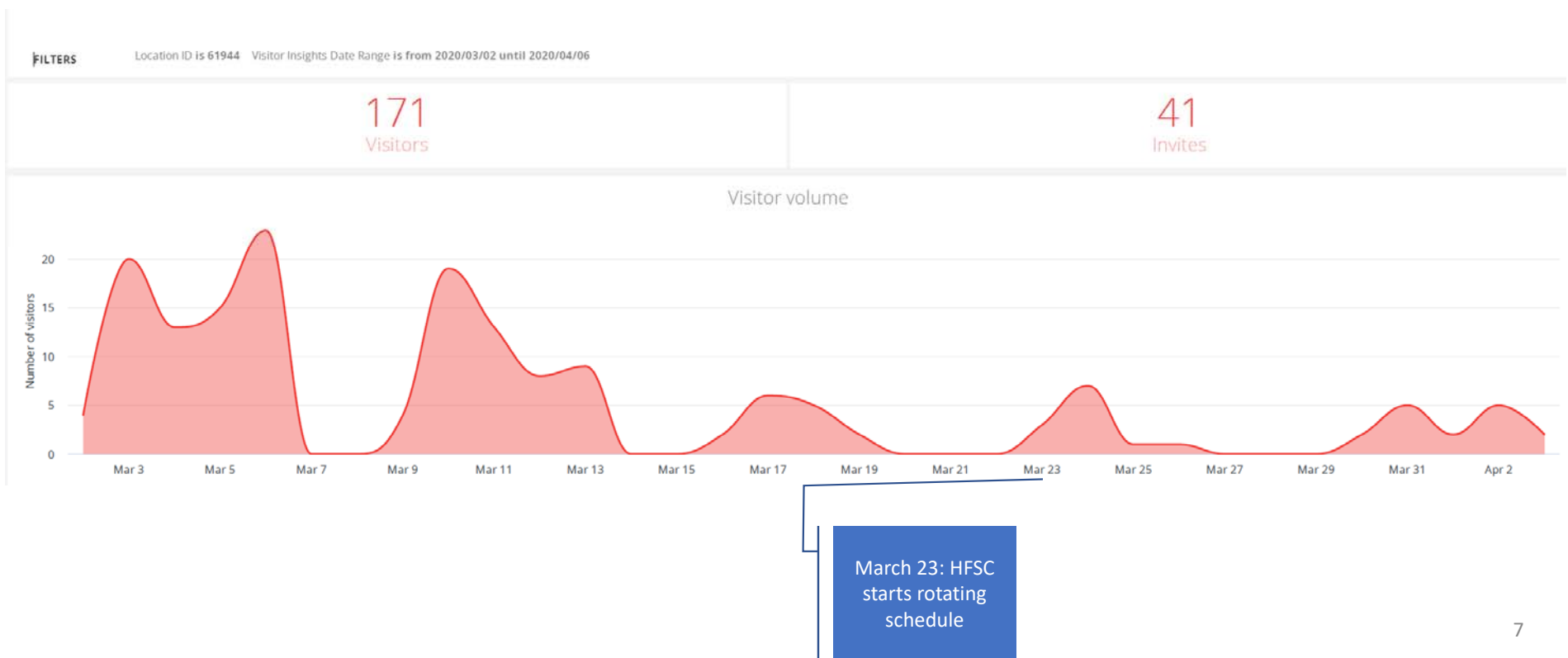
Teams user activity report

Apr 03, 2020 6:56:1 PM UTC | Date range: Jan 4, 2020 - Apr 2, 2020



HFSC is largely using Teams, an 0365 Microsoft product, for videoconferencing and chatting. Staff is embracing this technology. This gives an indication of usage.

HFSC began canceling any non-essential outside traffic (tours, other meetings) on March 16. Visitor traffic has reduced 4 fold.

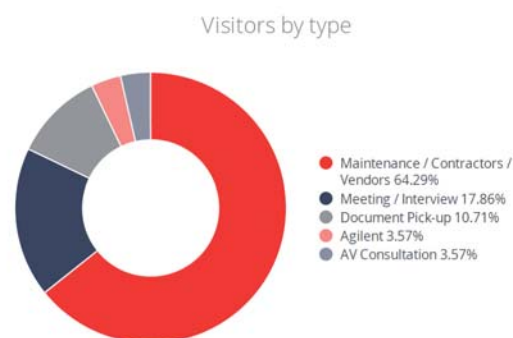


Types of Visitors

March 2 to March 19



March 23 to April 6



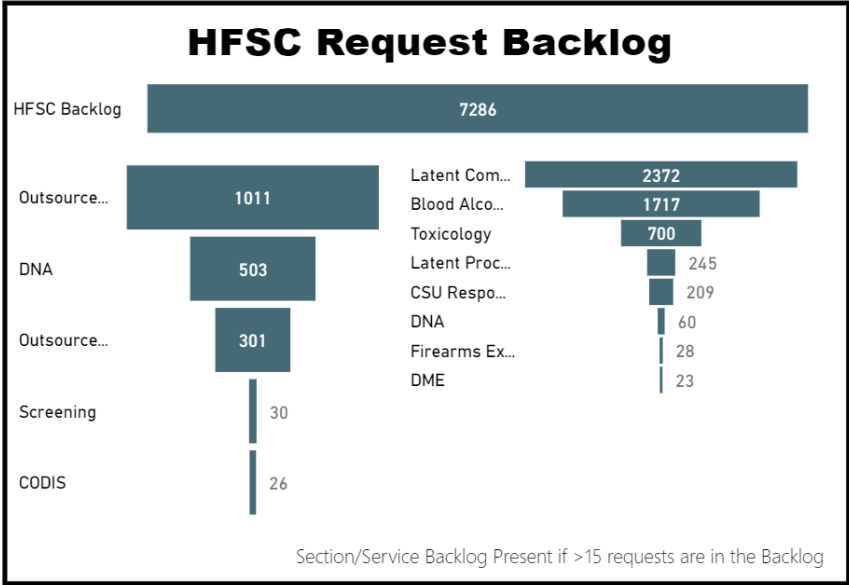
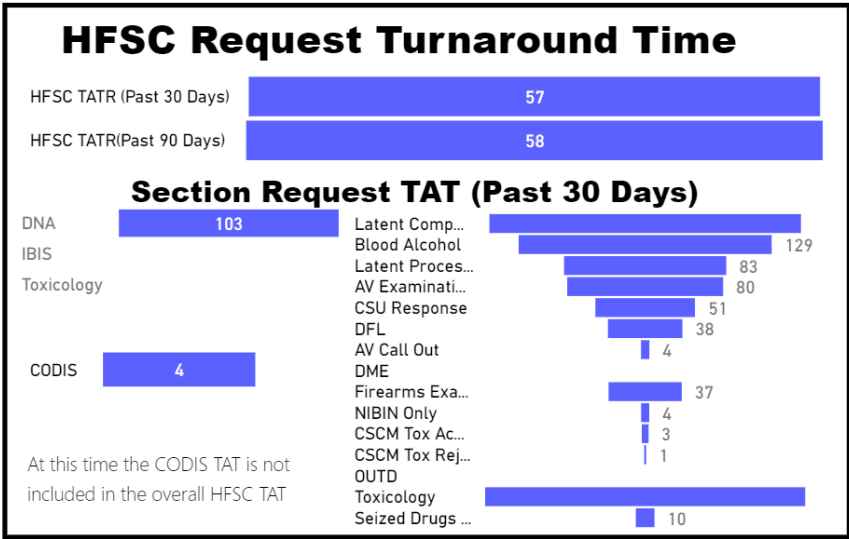
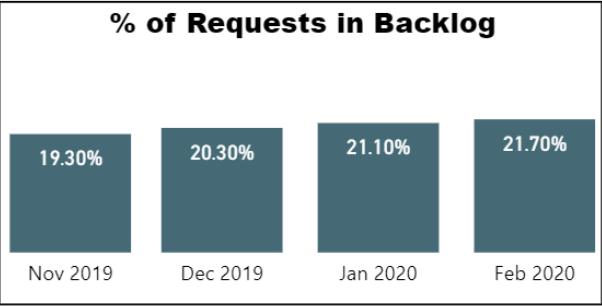

While total number of outside visitors has been reduced, the mixture of visitors has also changed. Current visitors are mostly maintenance and contractors essential to facilities. We are adapting to find additional ways to deliver documents remotely.

Operations Report

April 10, 2020



March 2020 Company Overview



Crime Scene and Multimedia

April 10, 2020



CSU and COVID-19

- CSU operates normally, no schedule changes
- Standard personal protective equipment (PPE) requirements on scene now include N95 masks and goggles
- All equipment, vehicles and storage containers regularly wiped down with 10 percent bleach solution
- Social distancing enforced in lab and office spaces
- All meetings held virtually

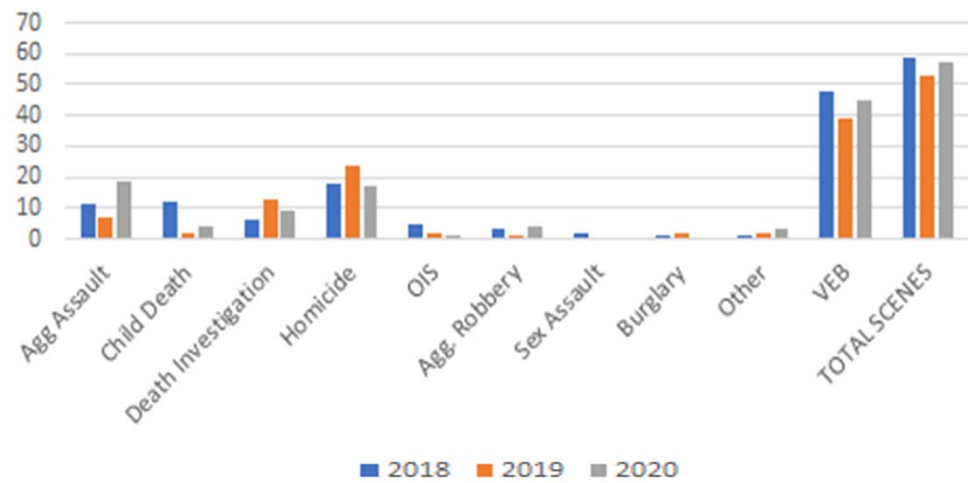


CSU call load: before and during pandemic

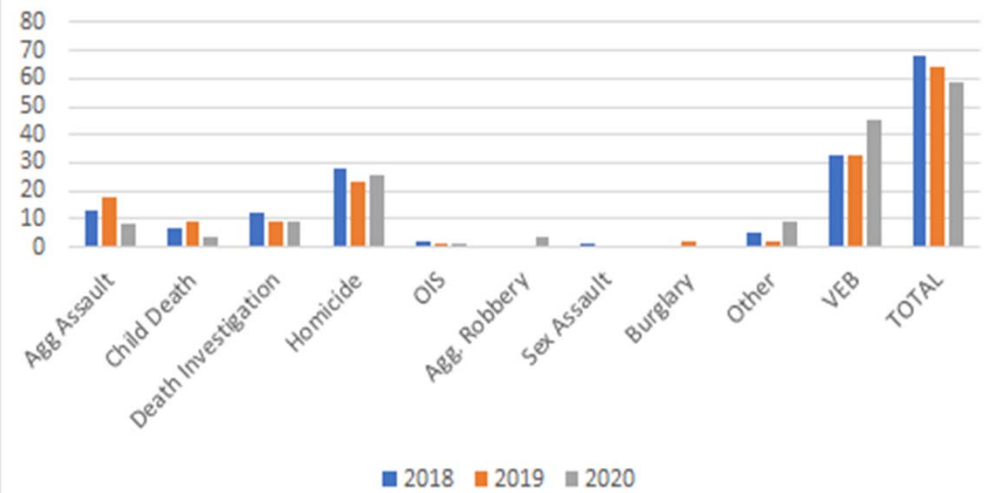
- Initially appeared fewer calls were coming in during the pandemic
- Statistics show minimal changes in call for service during pandemic
 - Minimal change in call volume for February and March year over year (2018-2019-2020)
 - Minimal change in call volume between February 2020 and March 2020



FEBRUARY



MARCH

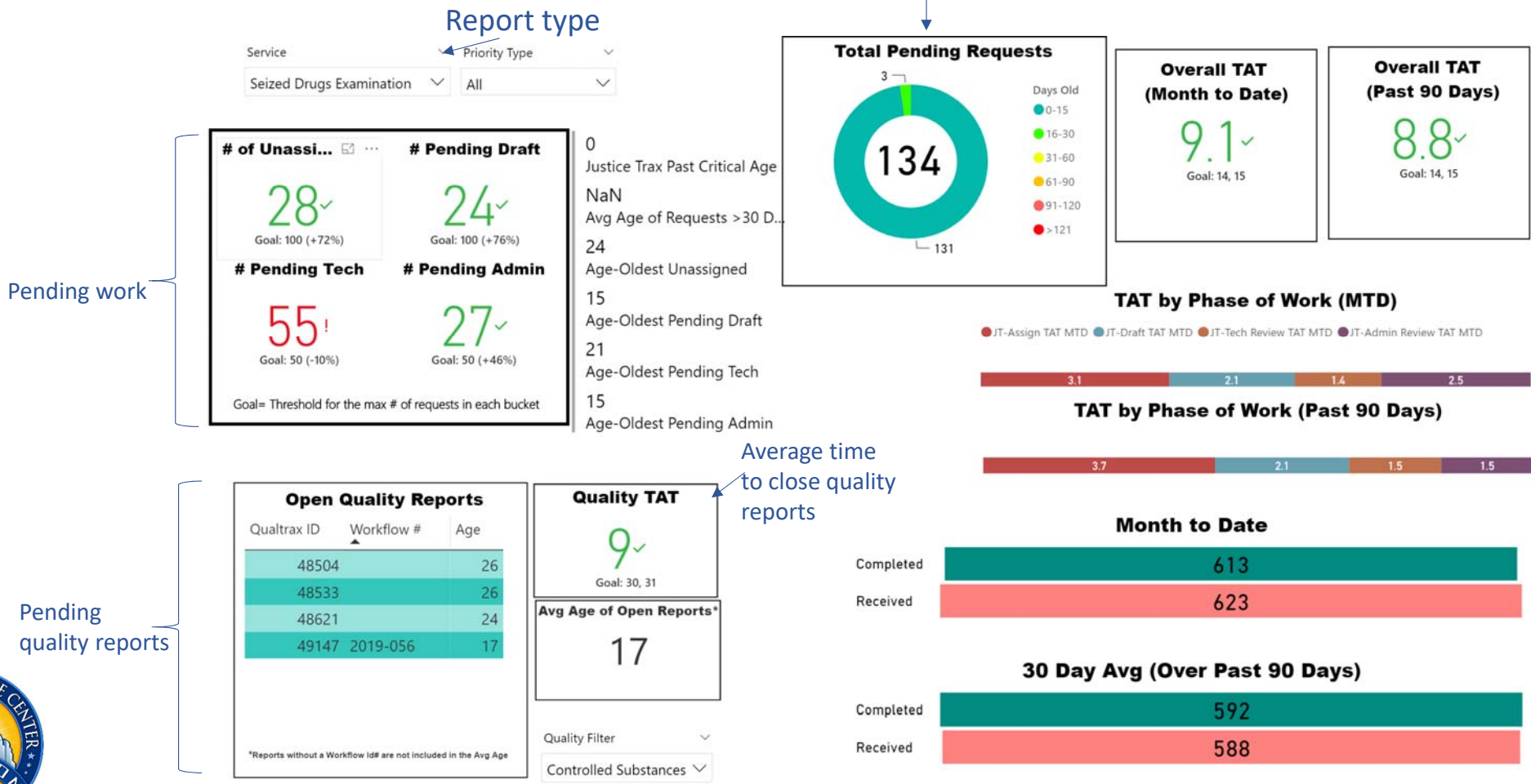


Detail data



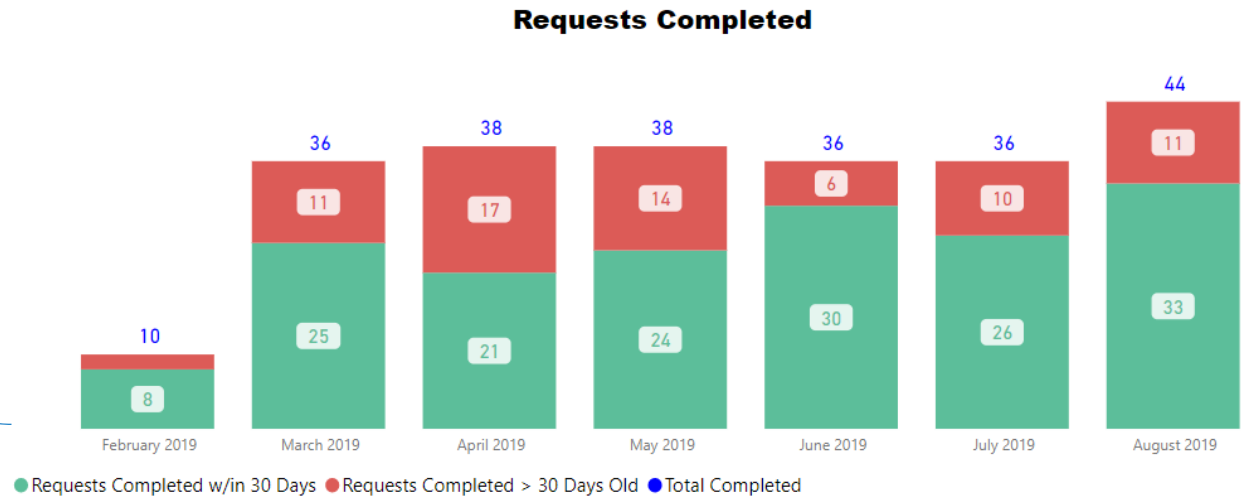
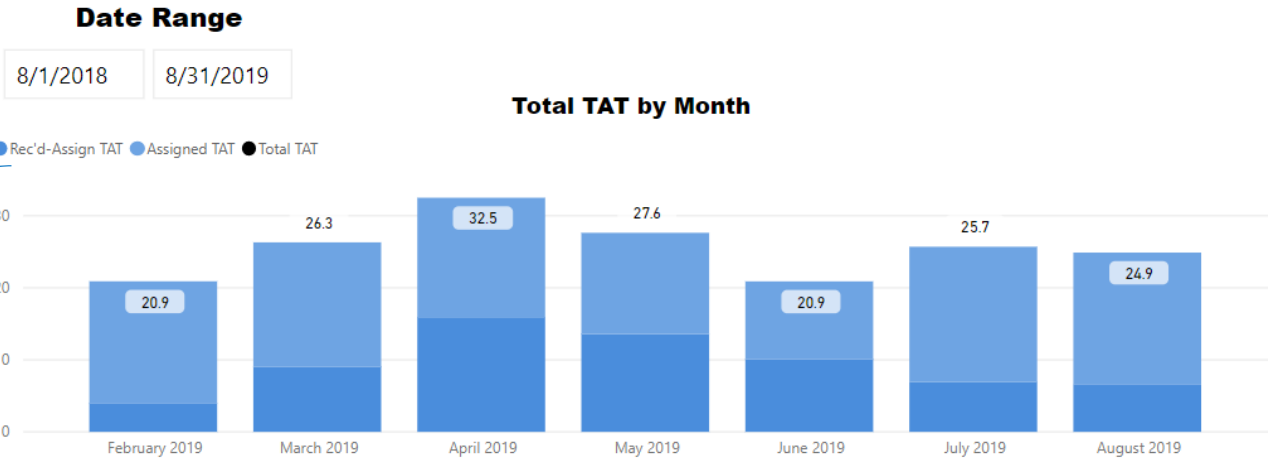
Key for Dashboard Section Pages

Center of ring=total pending cases
Ring=breakdown of age for all pending cases



TAT= Turnaround Time MTD= Month to date Critical age=30 days Critical pending=requests open over 30 days

Key for Dashboard Historical Pages 1/2



Type of testing

Request Type

Firearms Examination

Priority Type

All

Report type

Selected Time Frame Averages

26.11
Total TAT (Rec'd-Compl.) Avg
16.08
Assigned TAT (Asgmt.-Compl.) Avg

Overall average for the selected date range

Received to Complete
238
Requests Completed
71
Requests Completed > 30 Days Old
29.83 %
% Completed > 30 Days Old

Requests more than 30 days old are considered to be backlogged requests



TAT= Turnaround Time

Key for Dashboard Historical Pages 2/2



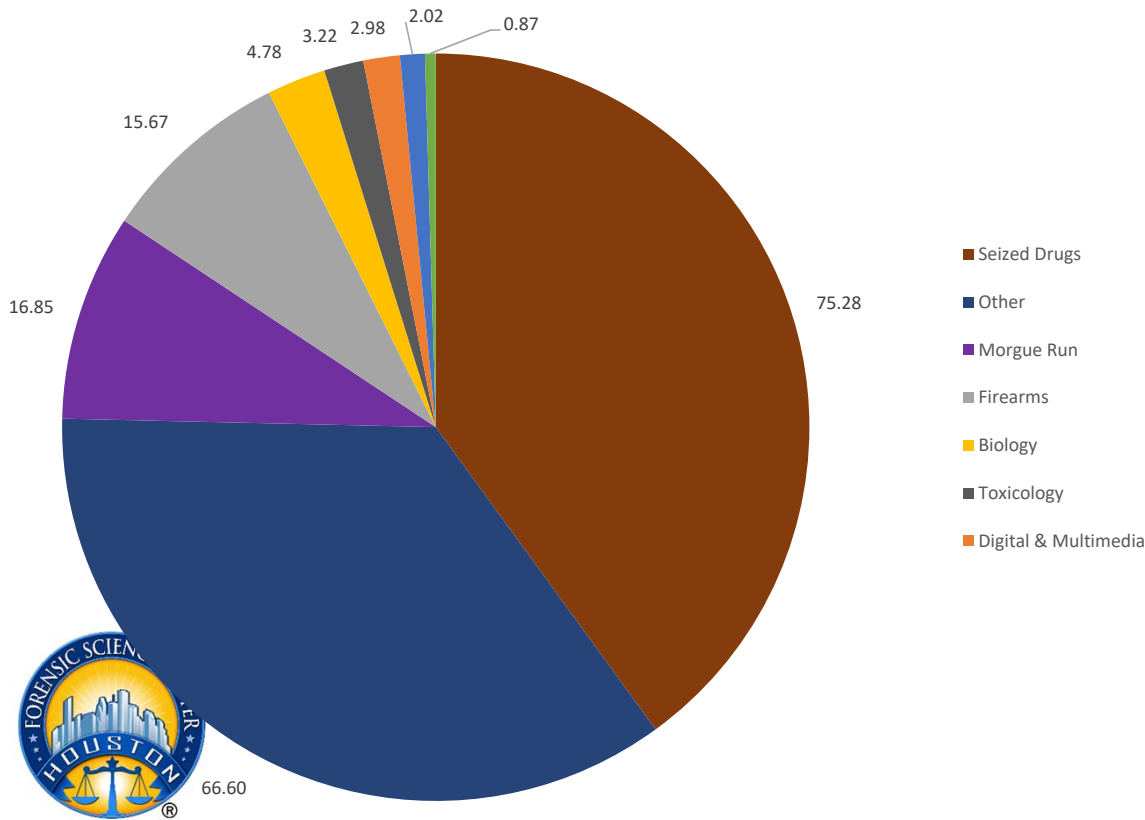
Client Services and Case Management (CS/CM)



CS/CM – March

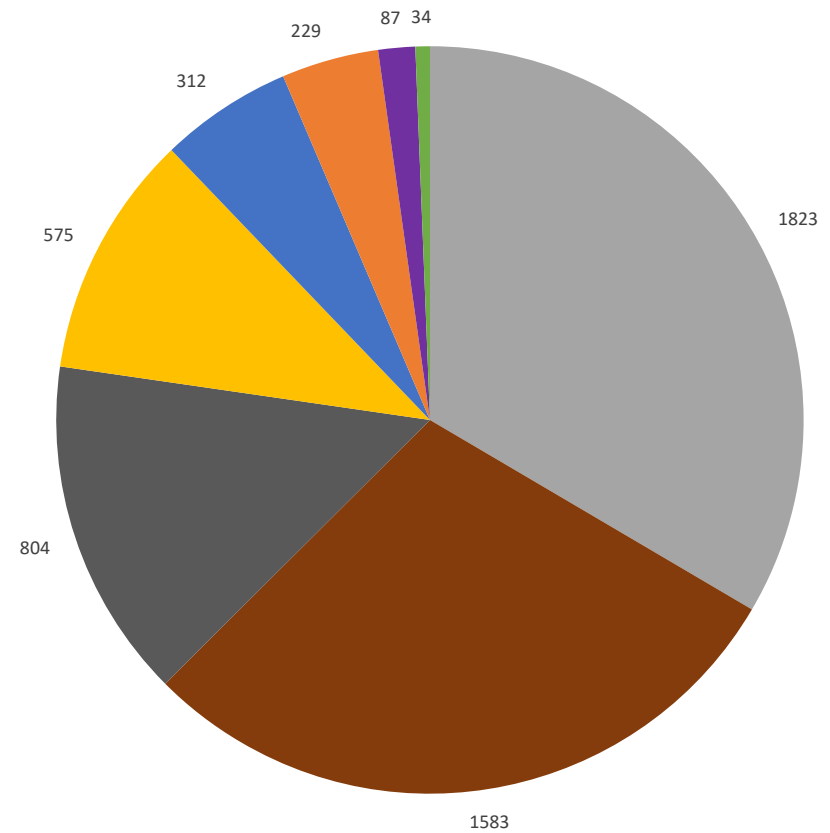
Total Time by Section (Hours)

See Time Categories by Section slide for breakdown



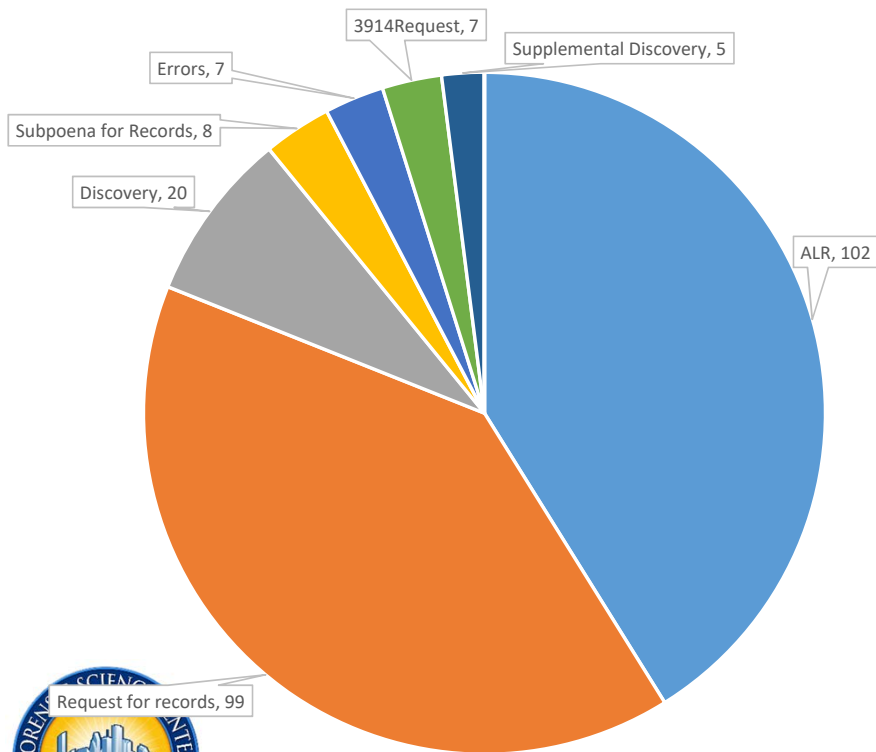
Evidence Handling

Total Items by Section



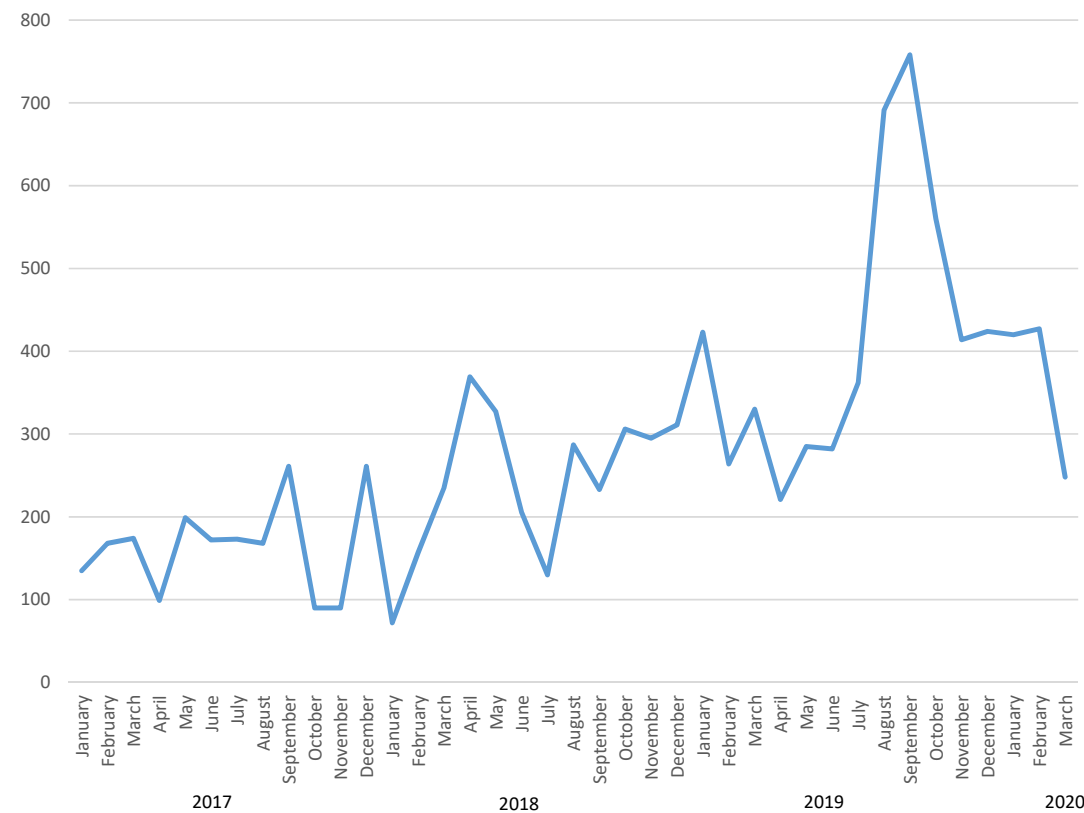
CS/CM – March

Requests by Type



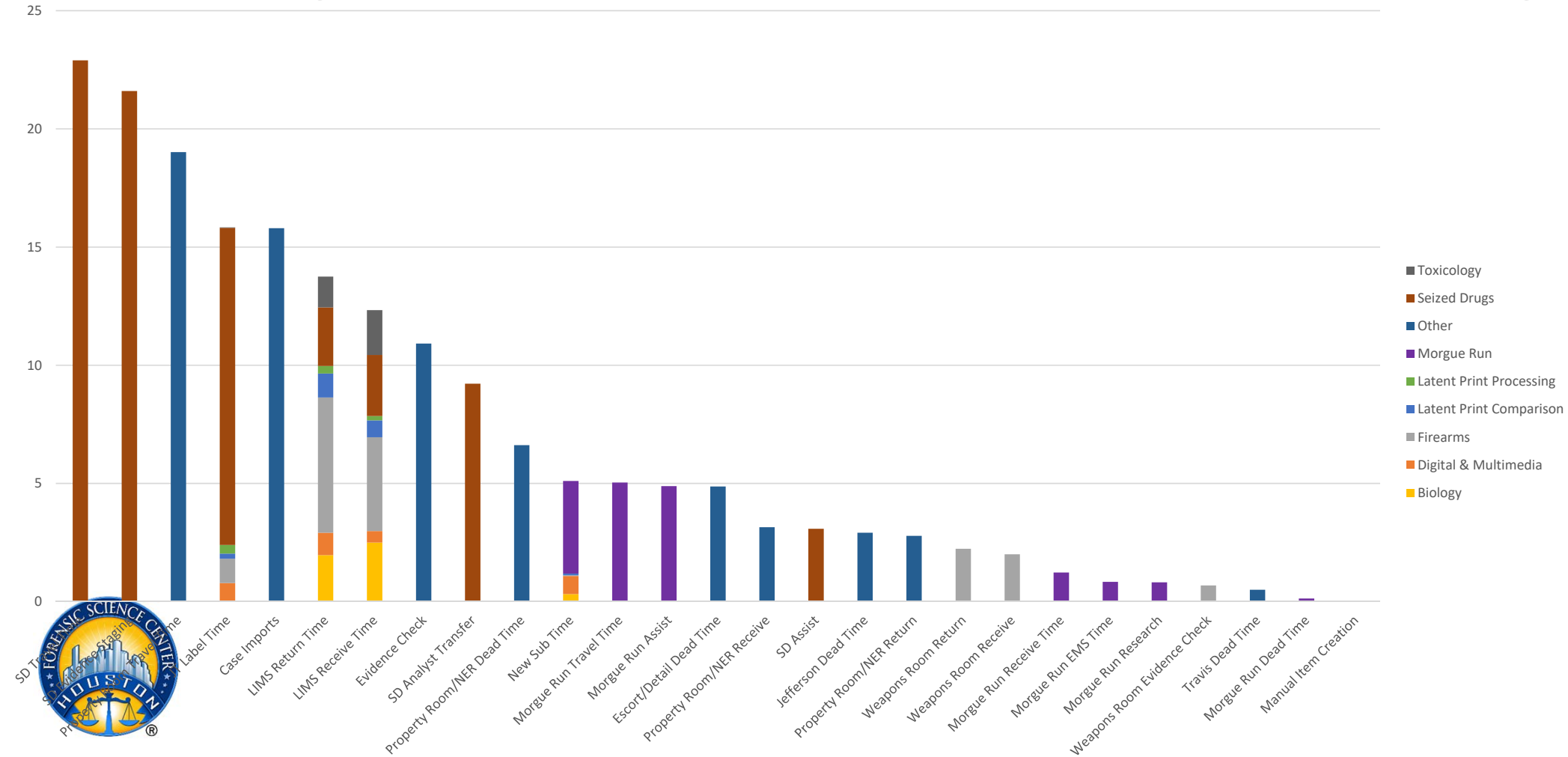
Administrative

Record Requests 2017-Present



Time Categories - March

Evidence Handling



Service
Priority Type

CSCM Tox Accession
All

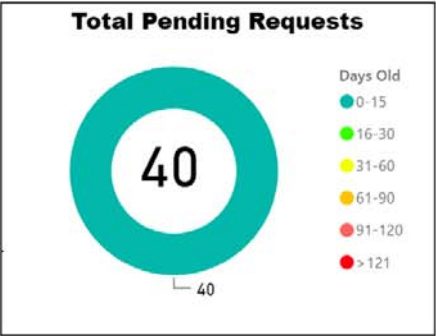
of Unassigned
29✓
Goal: 150 (+80.67%)

Pending Draft
1✓
Goal: 3 (+66.67%)

Pending Admin
10✓
Goal: 60 (+83.33%)

Goal= Threshold for the max # of requests in each bucket

- 0
- Justice Trax Past Critical Age
- NaN
- Avg Age of Requests >30 D...
- 7
- Age-Oldest Unassigned
- 8
- Age-Oldest Pending Draft
- 5
- Age-Oldest Pending Tech
- 0
- Age-Oldest Pending Admin



Overall TAT (Month to Date)

3.5✓

Goal: 5, 10

Overall TAT (Past 90 Days)

4.6✓

Goal: 5, 10


TAT by Phase of Work (MTD)



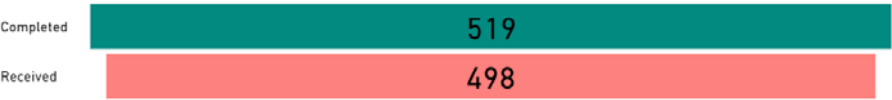
TAT by Phase of Work (Past 90 Days)



Month to Date



30 Day Avg (Over Past 90 Days)



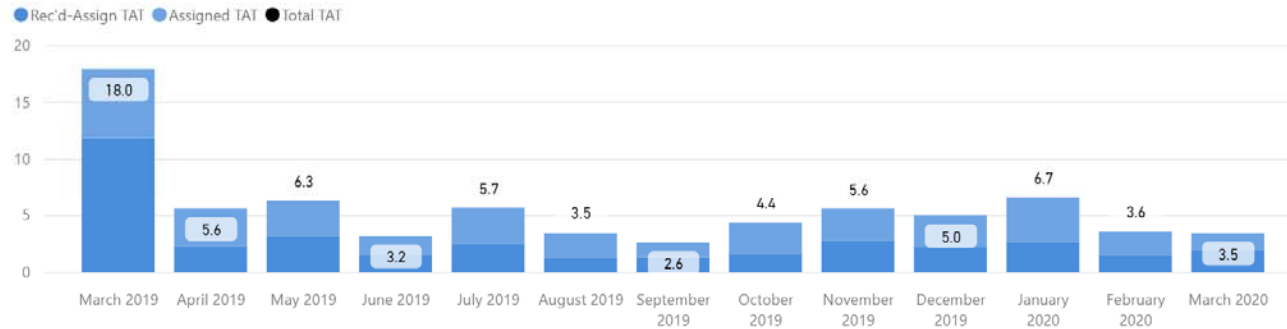


Date Range

3/1/2019

3/31/2020

Total TAT by Month



Request Type

CSCM Tax Accession

Priority Type

All

Selected Time Frame Averages

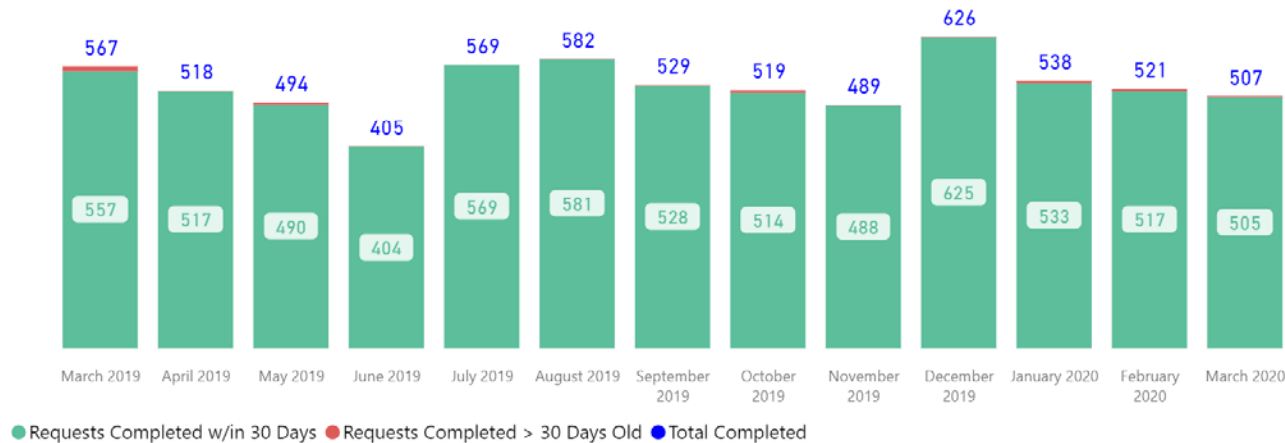
5.75

Total TAT (Rec'd-Compl.) Avg

2.87

Assigned TAT (Asgmt.-Compl.) Avg

Requests Completed



Received to Complete

6864

Requests Completed

36

Requests Completed > 30 Days Old

0.52 %

% Completed > 30 Days Old

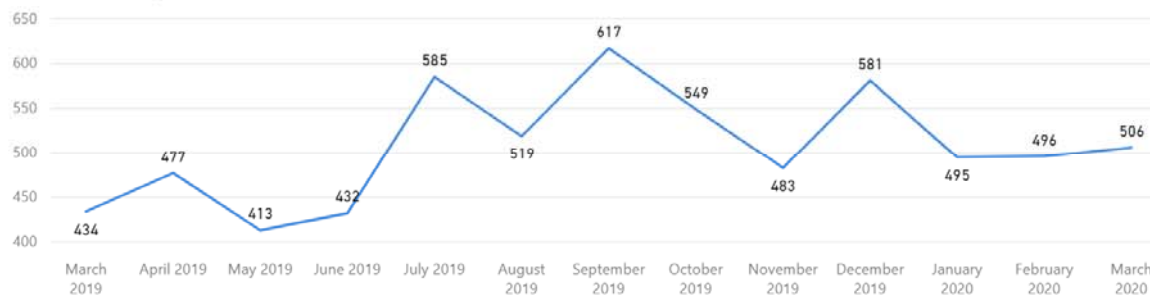
Requests more than 30 days old are considered to be backlogged requests

Service: CSCM Tox Accession
 Priority Type: All

Received Filter

3/1/2019 3/31/2020

Received by Month



Total Received

6,587

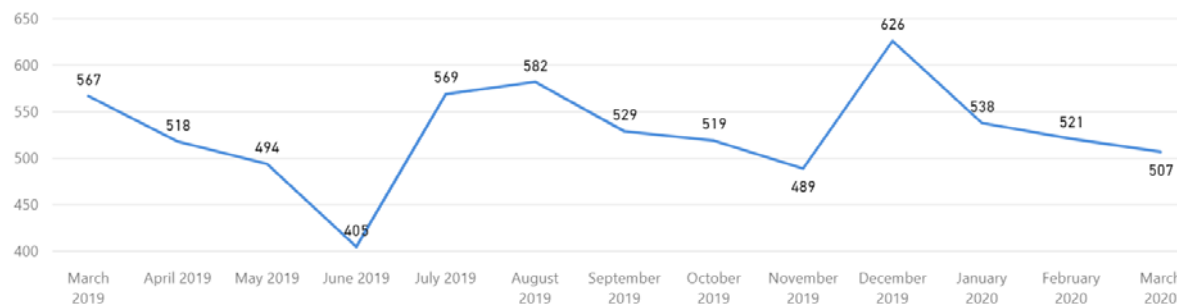
Received per Month (Avg)*

507

Completed Filter

3/1/2019 3/31/2020

Completed by Month



Total Completed

6,864

Completed per Month (Avg)*

528

* months with zero activity are not calculated into the average



Service: CSCM Tox Rejection
 Priority Type: All

of Unassigned

 Goal: 3 (+100%)

Pending Draft

 Goal: 5 (+100%)

Pending Admin

 Goal: 10 (+100%)

Goal= Threshold for the max # of requests in each bucket

0
Justice Trax Past Critical Age

NaN
Avg Age of Requests >30 D...

0
Age-Oldest Unassigned

0
Age-Oldest Pending Draft

0
Age-Oldest Pending Tech

0
Age-Oldest Pending Admin

Total Pending Requests

0

Days Old

- 0-15
- 16-30
- 31-60
- 61-90
- 91-120
- > 121

Overall TAT (Month to Date)

1.0✓

Goal: 5, 10

Overall TAT (Past 90 Days)

2.9✓

Goal: 5, 10

TAT by Phase of Work (MTD)

● JT-Assign TAT MTD ● JT-Draft TAT MTD ● CSCM-Admin Review TAT MTD




TAT by Phase of Work (Past 90 Days)



Month to Date



30 Day Avg (Over Past 90 Days)



Open Quality Reports

Qualtrax ID	Workflow #	Age
57237		44

*Reports without a Workflow Id# are not included in the Avg Age

Quality TAT

36!

Goal: 30, 31

Avg Age of Open Reports*

NaN

Quality Filter

Client Services/Case Manag...

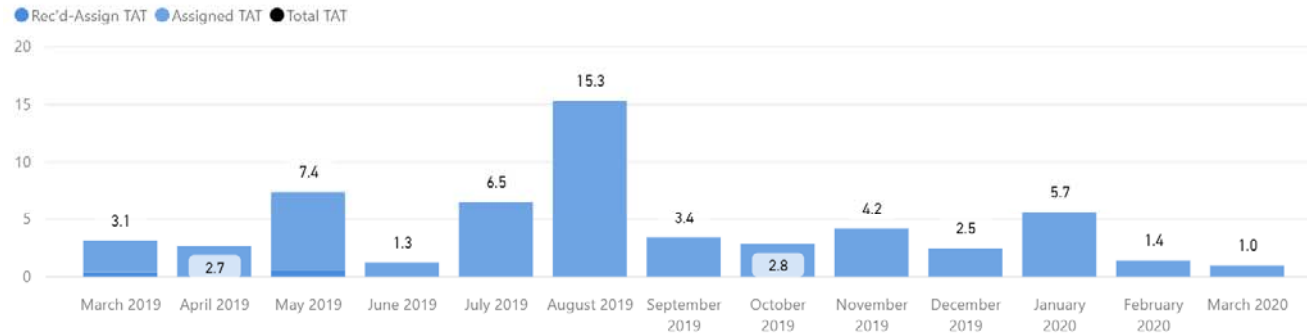


Date Range

3/1/2019

3/31/2020

Total TAT by Month



Request Type

CSCM Tax Rejection

Priority Type

All

Selected Time Frame Averages

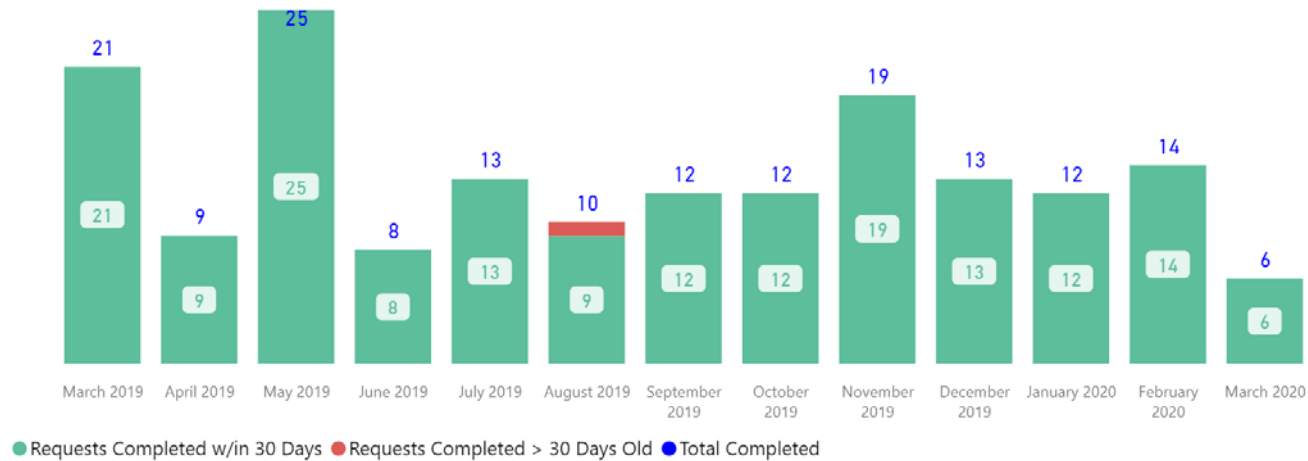
4.63

Total TAT (Rec'd-Compl.) Avg

4.51

Assigned TAT (Asgmt.-Compl.) Avg

Requests Completed



Received to Complete

174

Requests Completed

1

Requests Completed > 30 Days Old

0.57 %

% Completed > 30 Days Old

Requests more than 30 days old are considered to be backlogged requests

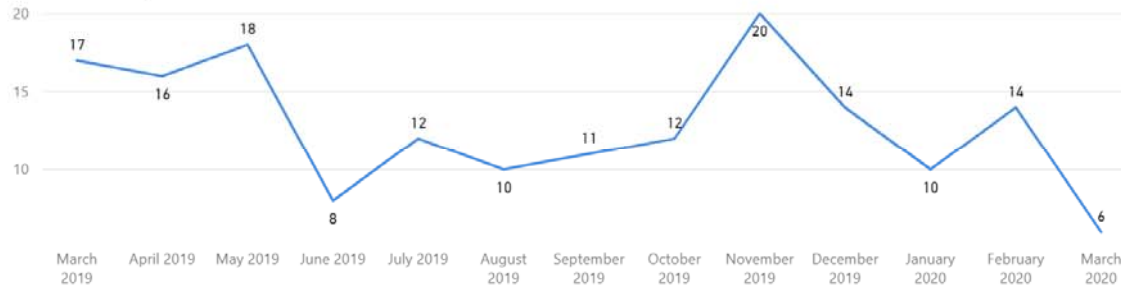


Service: CSCM Tox Rejection
 Priority Type: All

Received Filter

3/1/2019 3/31/2020

Received by Month



Total Received

168

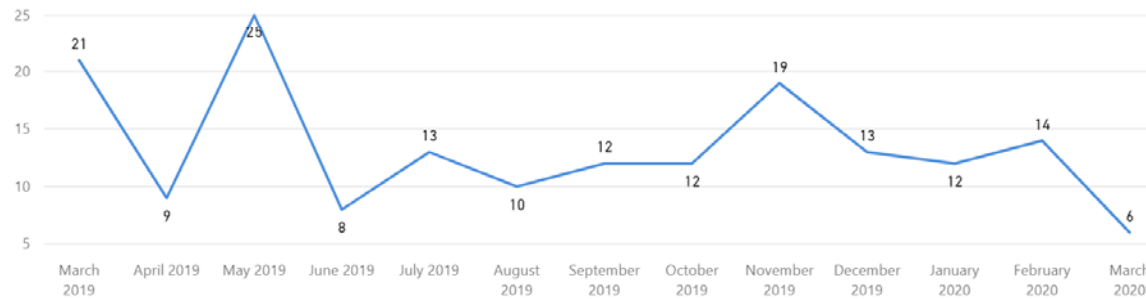
Received per Month (Avg)*

13

Completed Filter

3/1/2019 3/31/2020

Completed by Month



Total Completed

174

Completed per Month (Avg)*

13

* months with zero activity are not calculated into the average



Seized Drugs



Service: Seized Drugs Examination Priority Type: All

of Unassigned

135!

Goal: 100 (-35%)

Pending Draft

16✓

Goal: 100 (+84%)

Pending Tech

32✓

Goal: 50 (+36%)

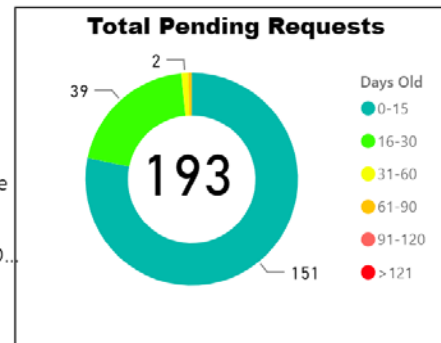
Pending Admin

10✓

Goal: 50 (+80%)

Goal= Threshold for the max # of requests in each bucket

- 3 Justice Trax Past Critical Age
- 54 Avg Age of Requests >30 D...
- 53 Age-Oldest Unassigned
- 27 Age-Oldest Pending Draft
- 70 Age-Oldest Pending Tech
- 39 Age-Oldest Pending Admin



Overall TAT (Month to Date)

9.5✓

Goal: 14, 15

Overall TAT (Past 90 Days)

12.1✓

Goal: 14, 15

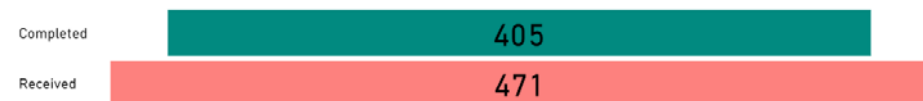
TAT by Phase of Work (MTD)




TAT by Phase of Work (Past 90 Days)



Month to Date



30 Day Avg (Over Past 90 Days)



Open Quality Reports

Qualtrax ID	Workflow #	Age
60461		8

*Reports without a Workflow Id# are not included in the Avg Age

Quality TAT

26✓

Goal: 30, 31

Avg Age of Open Reports*

NaN

Quality Filter: Controlled Substances

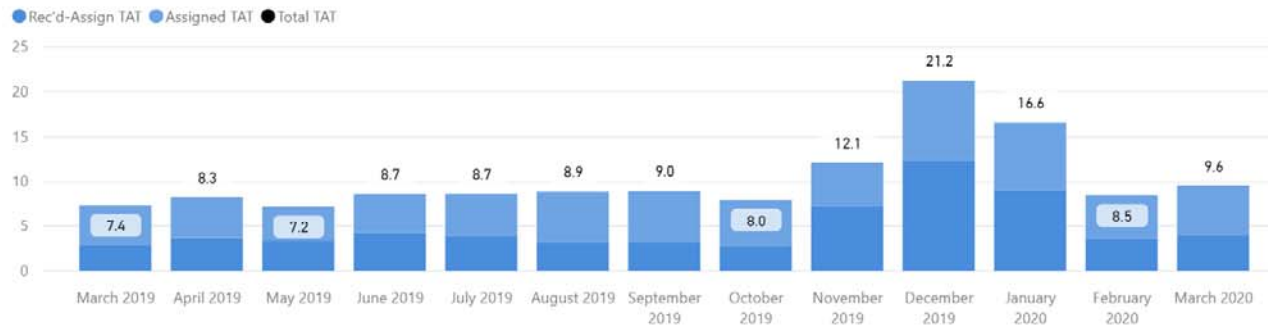


Date Range

3/1/2019 3/31/2020



Total TAT by Month



Request Type

Seized Drugs Examination

Priority Type

All

Selected Time Frame Averages

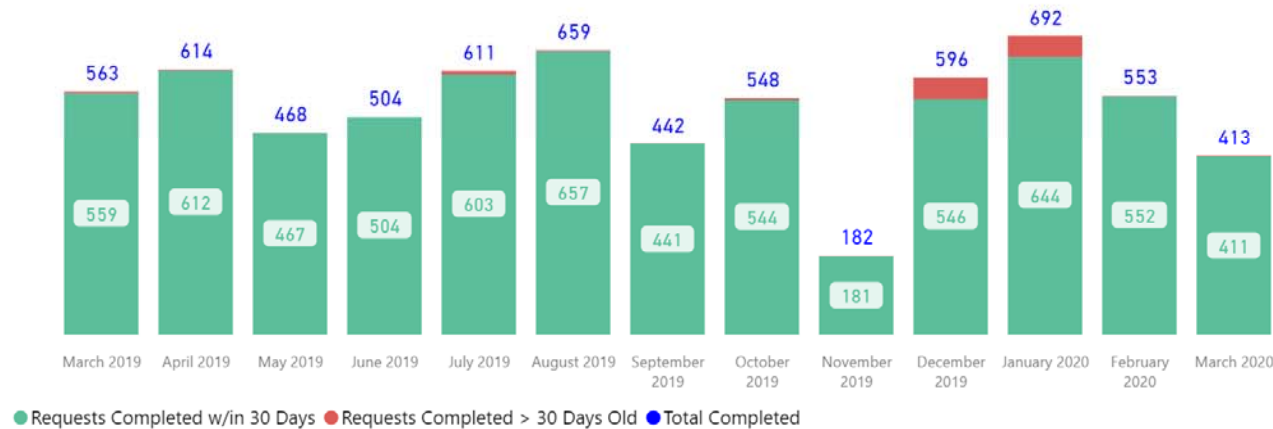
10.44

Total TAT (Rec'd-Compl.) Avg

5.54

Assigned TAT (Asgmt.-Compl.) Avg

Requests Completed



Received to Complete

6845

Requests Completed

124

Requests Completed > 30 Days Old

1.81 %

% Completed > 30 Days Old

Requests more than 30 days old are considered to be backlogged requests



Service Priority Type



Received Filter

Received by Month



Total Received

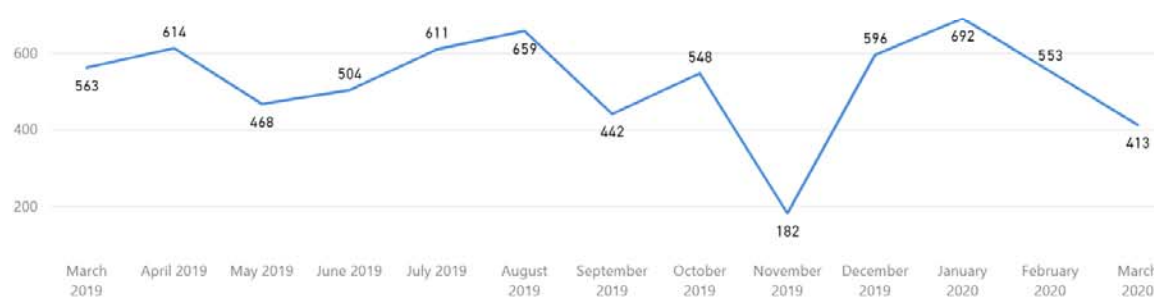
6,905

Received per Month (Avg)*

531

Completed Filter

Completed by Month



Total Completed

6,845

Completed per Month (Avg)*

527

*** months with zero activity are not calculated into the average**



Toxicology



Service: Priority Type:

of Unassigned
2045!
Goal: 50 (-3990%)

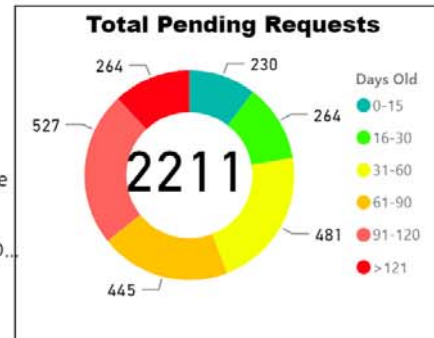
Pending Draft
63✓
Goal: 120 (+47.5%)

Pending Tech
1✓
Goal: 90 (+98.89%)

Pending Admin
103!
Goal: 90 (-14.44%)

Goal= Threshold for the max # of requests in each bucket

1717 Justice Trax Past Critical Age
 86 Avg Age of Requests > 30 D...
 133 Age-Oldest Unassigned
 138 Age-Oldest Pending Draft
 28 Age-Oldest Pending Tech
 148 Age-Oldest Pending Admin



Overall TAT (Month to Date)
129.0!
Goal: 30, 31

Overall TAT (Past 90 Days)
119.8!
Goal: 30, 31

TAT by Phase of Work (MTD)



TAT by Phase of Work (Past 90 Days)



Open Quality Reports

Qualtrax ID	Workflow #	Age
60224		11
60542		5


*Reports without a Workflow Id# are not included in the Avg Age

Quality TAT
37!
Goal: 30, 31


Avg Age of Open Reports*
NaN

Quality Filter:

Month to Date



30 Day Avg (Over Past 90 Days)



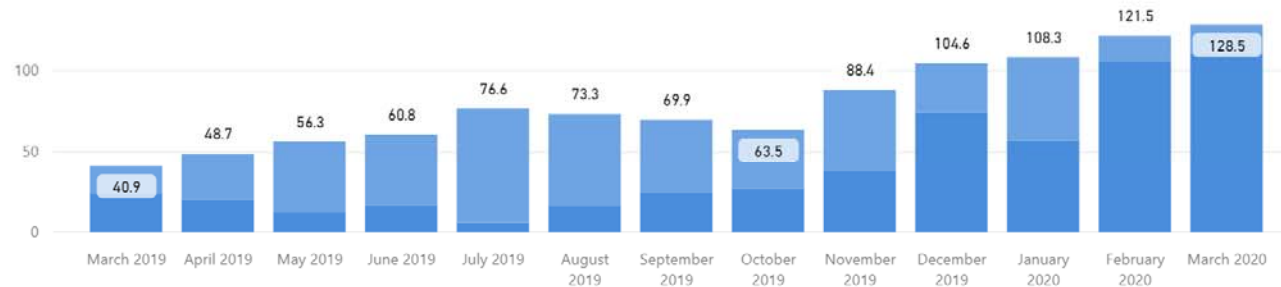
Date Range

3/1/2019

3/31/2020

Total TAT by Month

● Rec'd-Assign TAT ● Assigned TAT ● Total TAT



Request Type

Blood Alcohol

Priority Type

All

Selected Time Frame Averages

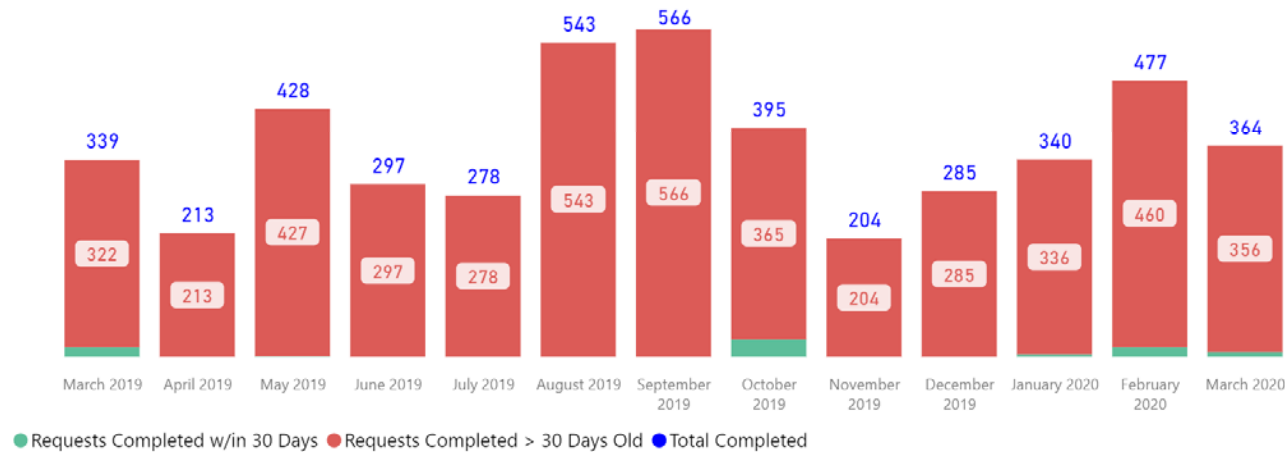
80.69

Total TAT (Rec'd-Compl.) Avg

39.20

Assigned TAT (Asgmt.-Compl.) Avg

Requests Completed



● Requests Completed w/in 30 Days ● Requests Completed > 30 Days Old ● Total Completed

Received to Complete

4729

Requests Completed

4652

Requests Completed > 30 Days Old

98.37 %

% Completed > 30 Days Old

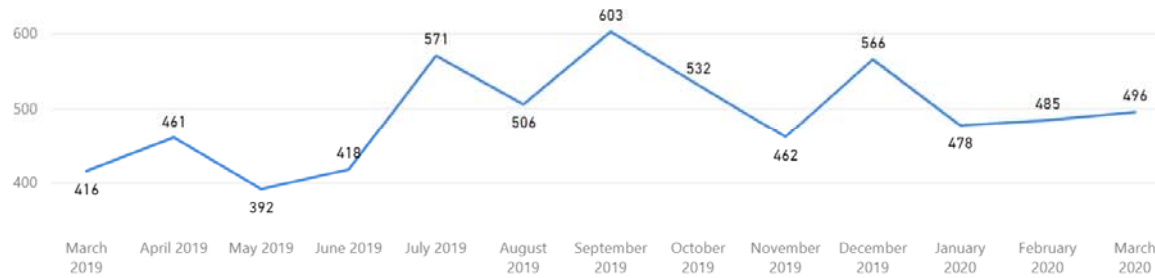
Requests more than 30 days old are considered to be backlogged requests



Service: Priority Type:



Received by Month



Total Received

6,386

Received per Month (Avg)*

491

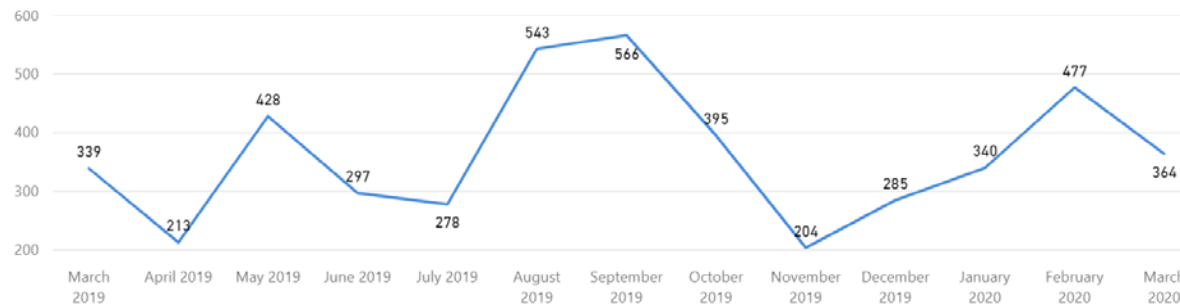
Received Filter

3/1/2019 3/31/2020

Completed Filter

3/1/2019 3/31/2020

Completed by Month



Total Completed

4,729

Completed per Month (Avg)*

364

* months with zero activity are not calculated into the average



Service: Priority Type:

of Unassigned

595!

Goal: 120 (-395.83%)

Pending Draft

192!

Goal: 30 (-540%)

Pending Tech

18✓

Goal: 30 (+40%)

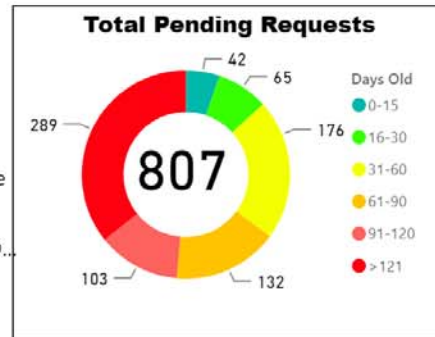
Pending Admin

2✓

Goal: 30 (+93.33%)

Goal= Threshold for the max # of requests in each bucket

700 Justice Trax Past Critical Age
 109 Avg Age of Requests > 30 D...
 174 Age-Oldest Unassigned
 442 Age-Oldest Pending Draft
 190 Age-Oldest Pending Tech
 188 Age-Oldest Pending Admin



Overall TAT (Month to Date)

163.2!

Goal: 90, 91

Overall TAT (Past 90 Days)

155.4!

Goal: 90, 91

TAT by Phase of Work (MTD)



TAT by Phase of Work (Past 90 Days)



Open Quality Reports

Qualtrax ID	Workflow #	Age
60224		11
60542		5

*Reports without a Workflow Id# are not included in the Avg Age

Quality TAT

37!

Goal: 30, 31

Avg Age of Open Reports*


NaN

Quality Filter:

Month to Date



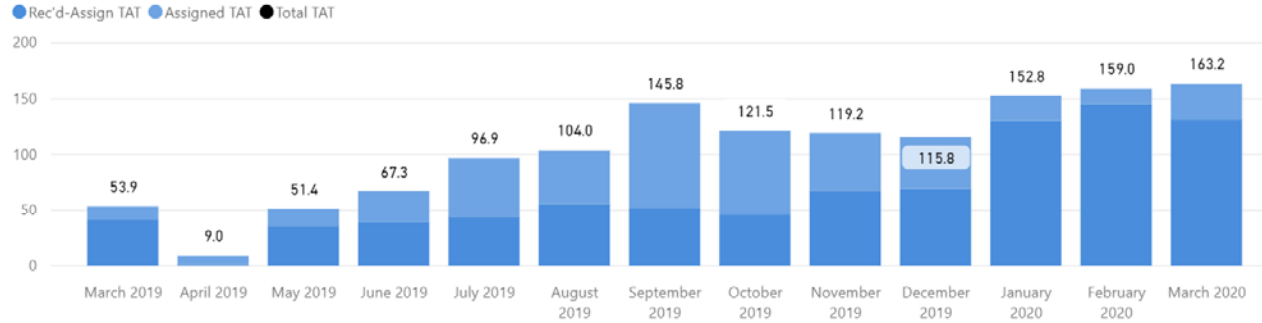
30 Day Avg (Over Past 90 Days)



Date Range

3/1/2019 3/31/2020

Total TAT by Month



Request Type

Toxicology

Priority Type

All

Selected Time Frame Averages

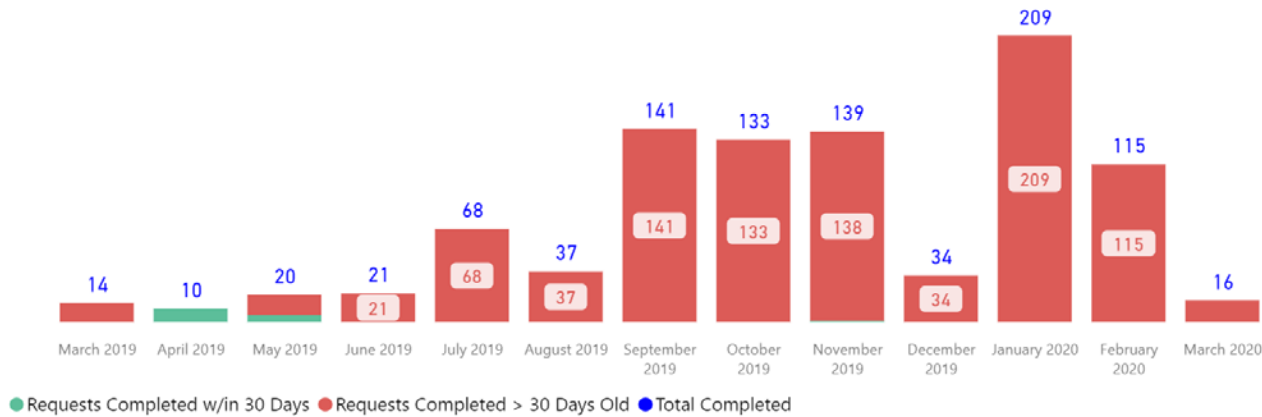
129.32

Total TAT (Rec'd-Compl.) Avg

47.40

Assigned TAT (Asgmt.-Compl.) Avg

Requests Completed



Received to Complete

957

Requests Completed

941

Requests Completed > 30 Days Old

98.33 %

% Completed > 30 Days Old

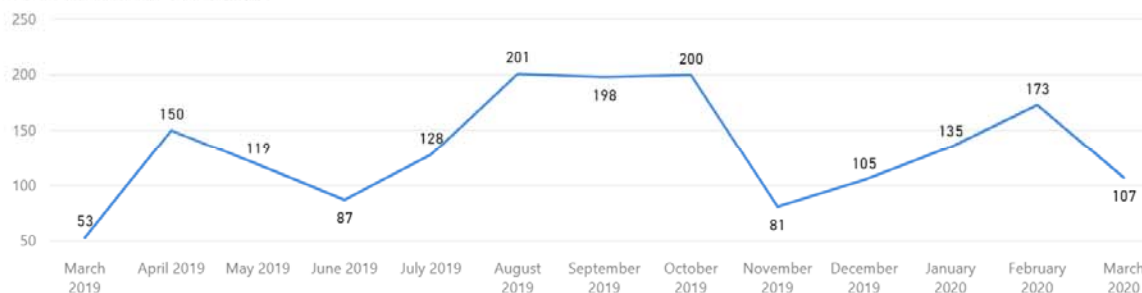
Requests more than 30 days old are considered to be backlogged requests



Service: Priority Type:

Received Filter

Received by Month



Total Received

1,737

Received per Month (Avg)*

134

Completed Filter

Completed by Month



Total Completed

957

Completed per Month (Avg)*

74

* months with zero activity are not calculated into the average



Firearms



Service
Priority Type

Firearms Examination
All

of Unassigned
20!
Goal: 10 (-100%)

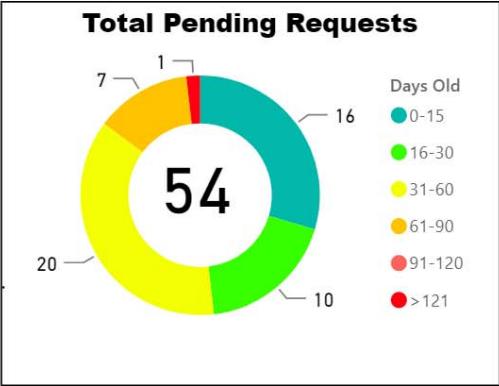
Pending Draft
22!
Goal: 14 (-57.14%)

Pending Tech
12!
Goal: 9 (-33.33%)

Pending Admin
0✓
Goal: 5 (+100%)

Goal= Threshold for the max # of requests in each bucket

- 28
- Justice Trax Past Critical Age
- 52
- Avg Age of Requests >30 D...
- 33
- Age-Oldest Unassigned
- 138
- Age-Oldest Pending Draft
- 76
- Age-Oldest Pending Tech
- 0
- Age-Oldest Pending Admin



Overall TAT (Month to Date)

37.3✓

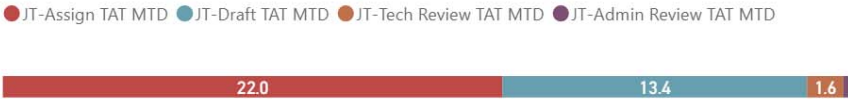
Goal: 40, 41

Overall TAT (Past 90 Days)

44.1!

Goal: 40, 41

TAT by Phase of Work (MTD)



TAT by Phase of Work (Past 90 Days)



Open Quality Reports

Qualtrax ID	Workflow #	Age
48189		174
57356	2020-009	42

*Reports without a Workflow Id# are not included in the Avg Age

Quality TAT

31!

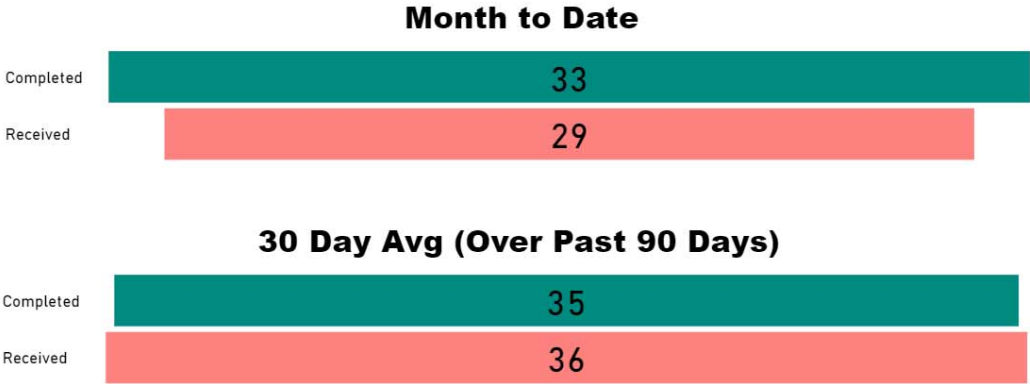
Goal: 30, 31

Avg Age of Open Reports*

42

Quality Filter

Firearms

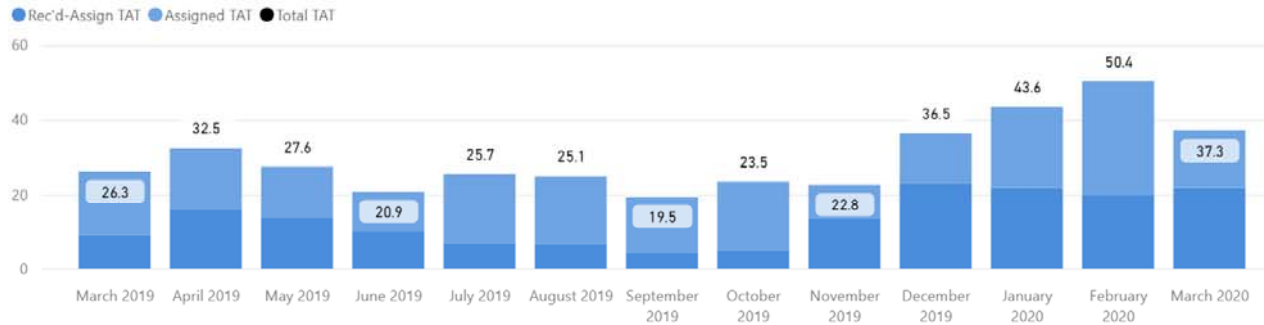


Date Range

3/1/2019

3/31/2020

Total TAT by Month



Request Type

Firearms Examination

Priority Type

All

Selected Time Frame Averages

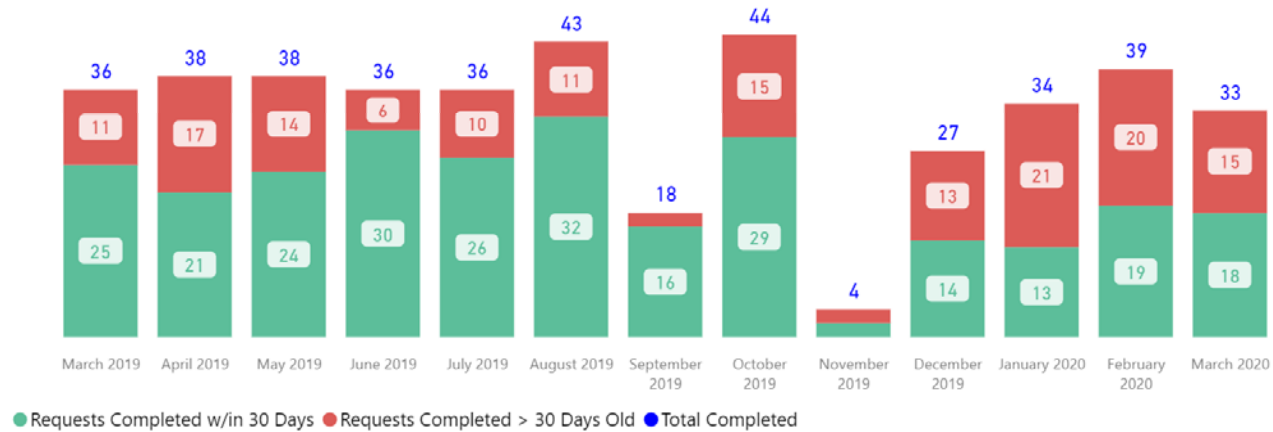
30.82

Total TAT (Rec'd-Compl.) Avg

17.74

Assigned TAT (Asgmt.-Compl.) Avg

Requests Completed



Received to Complete

426

Requests Completed

157

Requests Completed > 30 Days Old

36.85 %

% Completed > 30 Days Old

Requests more than 30 days old are considered to be backlogged requests



Service: Firearms Examination
 Priority Type: All

Received Filter

3/1/2019 3/31/2020

Received by Month



Total Received

433

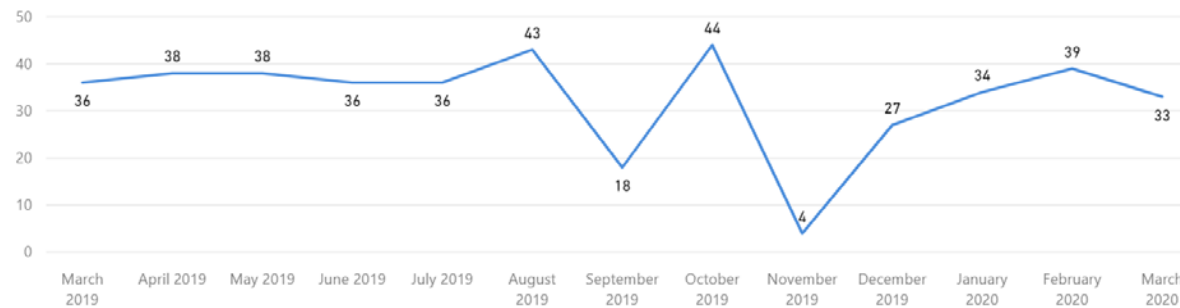
Received per Month (Avg)*

33

Completed Filter

3/1/2019 3/31/2020

Completed by Month



Total Completed

426

Completed per Month (Avg)*

33

* months with zero activity are not calculated into the average



Service: NIBIN Only
 Priority Type: All

of Unassigned

11✓

Goal: 20 (+45%)

Pending Draft

7✓

Goal: 35 (+80%)

Pending Tech

12✓

Goal: 20 (+40%)

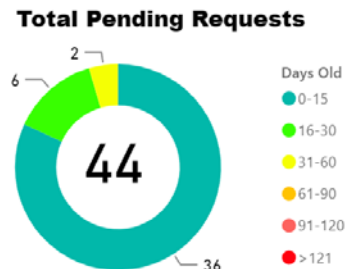
Pending Admin

14✓

Goal: 20 (+30%)

Goal= Threshold for the max # of requests in each bucket

- 2 Justice Trax Past Critical Age
- 38 Avg Age of Requests >30 D...
- 40 Age-Oldest Unassigned
- 15 Age-Oldest Pending Draft
- 26 Age-Oldest Pending Tech
- 28 Age-Oldest Pending Admin



Overall TAT (Month to Date)
 4.2✓
 Goal: 7, 8

Overall TAT (Past 90 Days)
 6.8✓
 Goal: 7, 8

TAT by Phase of Work (MTD)



TAT by Phase of Work (Past 90 Days)



Open Quality Reports

Qualtrax ID	Workflow #	Age
48189		174
57356	2020-009	42

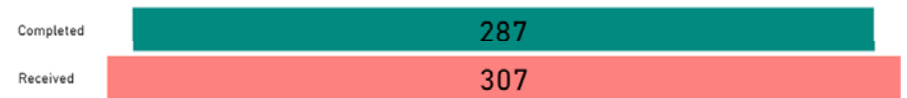
*Reports without a Workflow Id# are not included in the Avg Age

Quality TAT
 31!
 Goal: 30, 31


Avg Age of Open Reports*
 42

Quality Filter: Firearms

Month to Date



30 Day Avg (Over Past 90 Days)



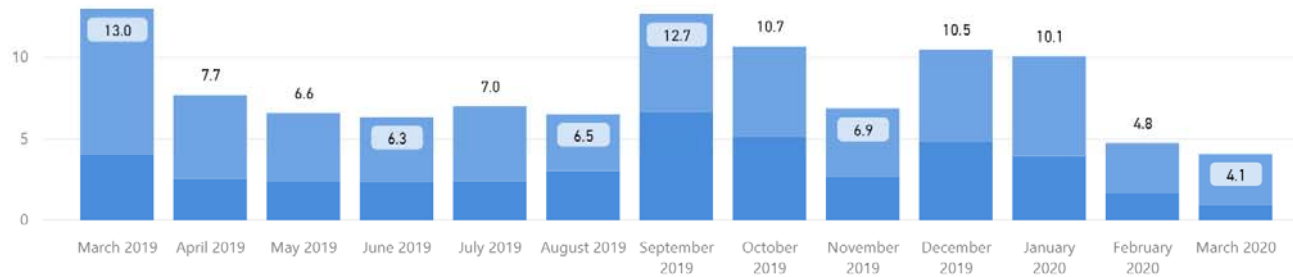
Date Range

3/1/2019

3/31/2020

Total TAT by Month

Rec'd-Assign TAT Assigned TAT Total TAT



Request Type

NIBIN Only

Priority Type

All

Selected Time Frame Averages

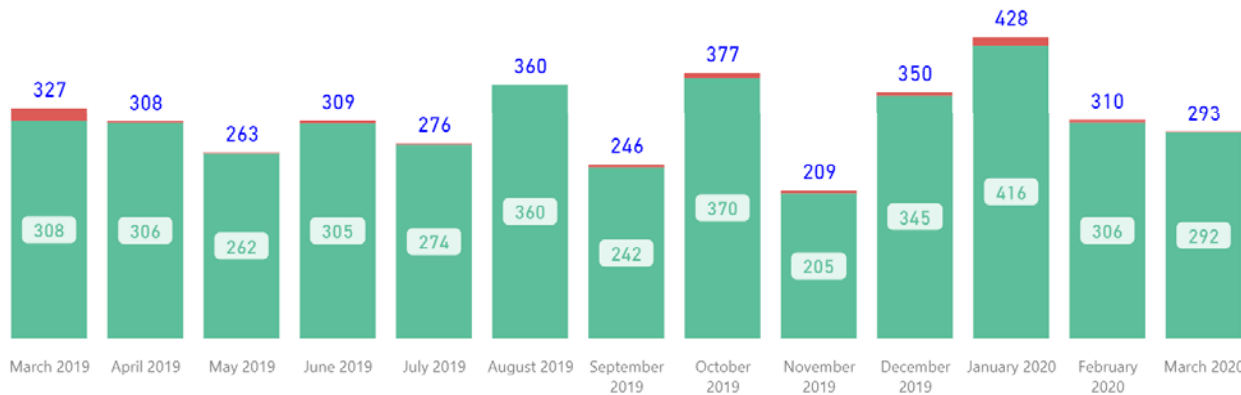
8.33

Total TAT (Rec'd-Compl.) Avg

5.03

Assigned TAT (Asgmt.-Compl.) Avg

Requests Completed



Requests Completed w/in 30 Days Requests Completed > 30 Days Old Total Completed

Received to Complete

4056

Requests Completed

65

Requests Completed > 30 Days Old

1.60 %

% Completed > 30 Days Old

Requests more than 30 days old are considered to be backlogged requests



Service: NIBIN Only
 Priority Type: All



Received by Month



Total Received

3,951

Received per Month (Avg)*

304

Received Filter

3/1/2019 3/31/2020

Completed by Month



Total Completed

4,056

Completed per Month (Avg)*

312

Completed Filter

3/1/2019 3/31/2020

* months with zero activity are not calculated into the average



Forensic Biology



Section
Request Type

DNA
All

of Unassigned

4✓

Goal: 20 (+80%)

Pending Draft

314!

Goal: 24 (-1208.33%)

Pending Tech

45!

Goal: 24 (-87.5%)

Pending Admin

18✓

Goal: 20 (+10%)

Goal= Threshold for the max # of requests in each bucket

503
Past Critical Age

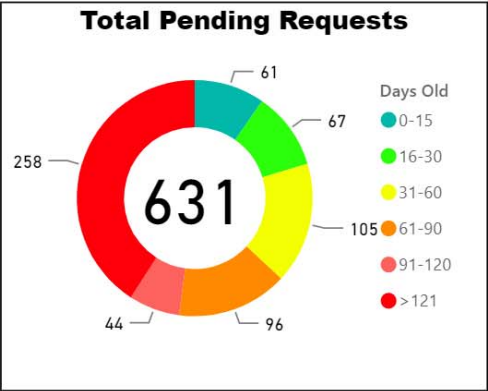
138
Avg Age of Reqeusts >30 ...

19
Age-Oldest Unassigned PL

1084
Age-Oldest Pending Draft...

2147
Age-Oldest Pending Tech ...

326
Age-Oldest Pending Adm...



Overall TAT
(Month to Date)

102.8!

Goal: 30, 31

Overall TAT
(Past 90 Days)

110.0!

Goal: 30, 31

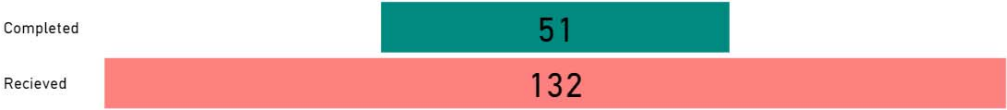
TAT by Phase of Work (MTD)



TAT by Phase of Work (Past 90 Days)



Month to Date



30 Day Avg (Over Past 90 Days)



Open Quality Reports

Qualtrax ID	Workflow #	Age
33435	2018-085	392
34624	2018-094	374
47766	2019-043	181
48832	2019-057	163
49436	2019-IA-15	156
55267	2019-078	71
55268	2019-083	71

*Reports without a Workflow Id# are not included in the Avg Age

Quality TAT

34✓

Goal: 40, 41

Avg Age of Open Reports*

97

Quality Filter

Biology/DNA

Section: DNA
Request Type: SAK

of Unassigned
0✓
Goal: 20 (+100%)

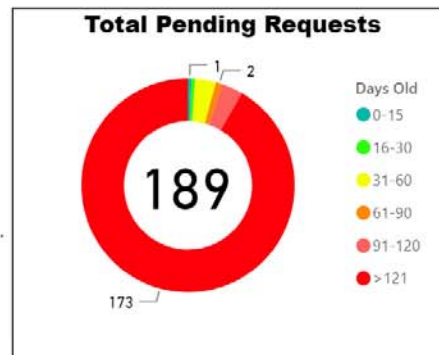
Pending Draft
176!
Goal: 24 (-633.33%)

Pending Tech
10✓
Goal: 24 (+58.33%)

Pending Admin
3✓
Goal: 20 (+85%)

Goal= Threshold for the max # of requests in each bucket

187
Past Critical Age
173
Avg Age of Reqeusts >30 ...
0
Age-Oldest Unassigned PL
1084
Age-Oldest Pending Draft...
224
Age-Oldest Pending Tech ...
210
Age-Oldest Pending Adm...



Overall TAT (Month to Date)
119.5!
Goal: 30, 31

Overall TAT (Past 90 Days)
131.6!
Goal: 30, 31

TAT by Phase of Work (MTD)

PL-Assign TAT MTD PL-Draft TAT MTD PL-Tech Review TAT MTD PL-Admin Review TAT MTD



TAT by Phase of Work (Past 90 Days)



Open Quality Reports

Qualtrax ID	Workflow #	Age
33435	2018-085	392
34624	2018-094	374
47766	2019-043	181
48832	2019-057	163
49436	2019-IA-15	156
55267	2019-078	71
55268	2019-083	71

*Reports without a Workflow ID# are not included in the Avg Age

Quality TAT
34✓
Goal: 40, 41

Avg Age of Open Reports*
97

Quality Filter: Biology/DNA

Month to Date



30 Day Avg (Over Past 90 Days)



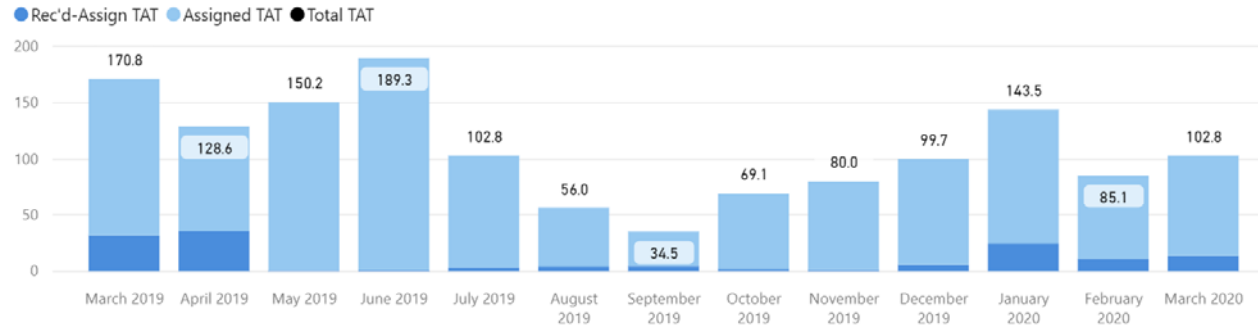


Date Range

3/1/2019

3/31/2020

Total TAT by Month



Request Type

DNA

Request Type

All

Selected Time Frame Averages

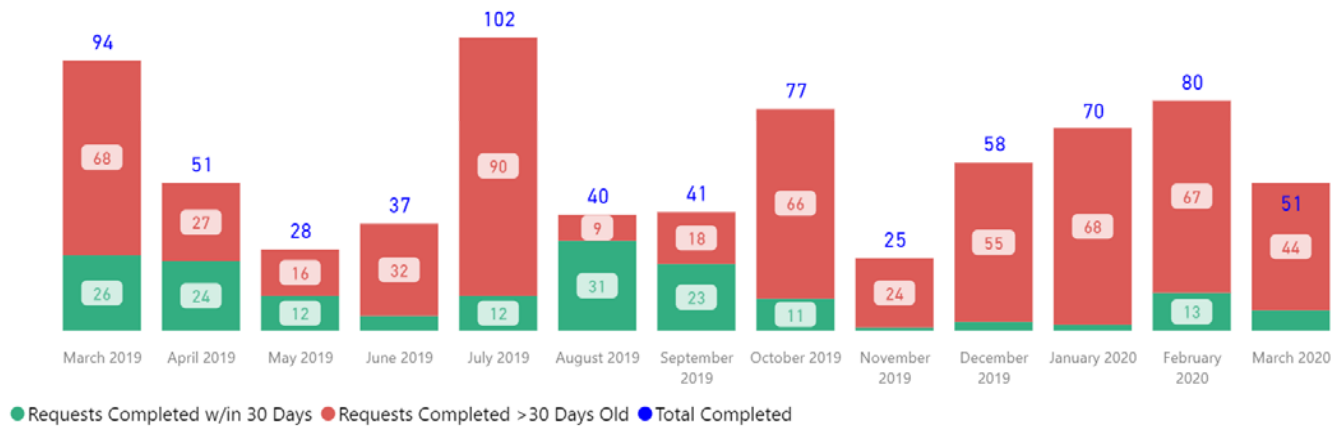
110.29

Total TAT (Rec'd-Compl.) Avg

98.49

Assigned TAT (Asgmt.-Compl.) Avg

Requests Completed



Received to Complete

754

Requests Completed

584

Requests Completed > 30 Days

77.45 %

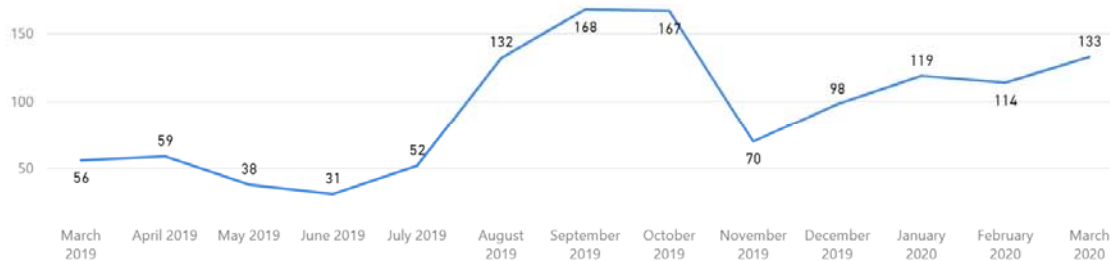
% Completed > 30 Days

Requests more than 30 days old are considered to be backlogged requests

Section: DNA
Request Type: All



Received by Month



Received Filter

3/1/2019 3/31/2020

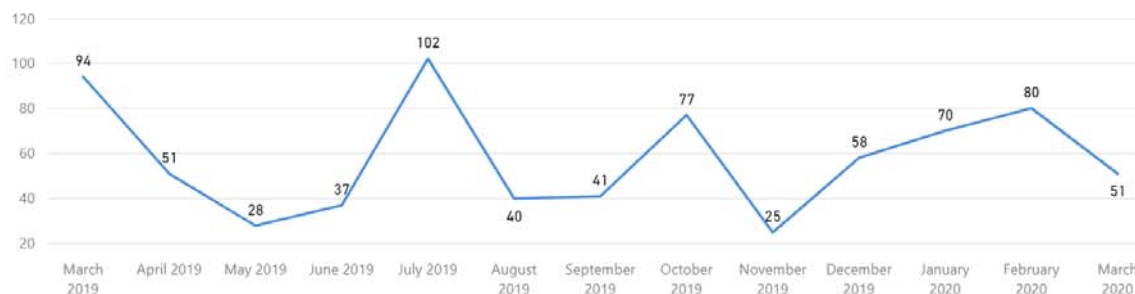
Total Received

1237

Received per Month (Avg)*

95

Completed by Month



Completed Filter

3/1/2019 3/31/2020

Total Completed

754

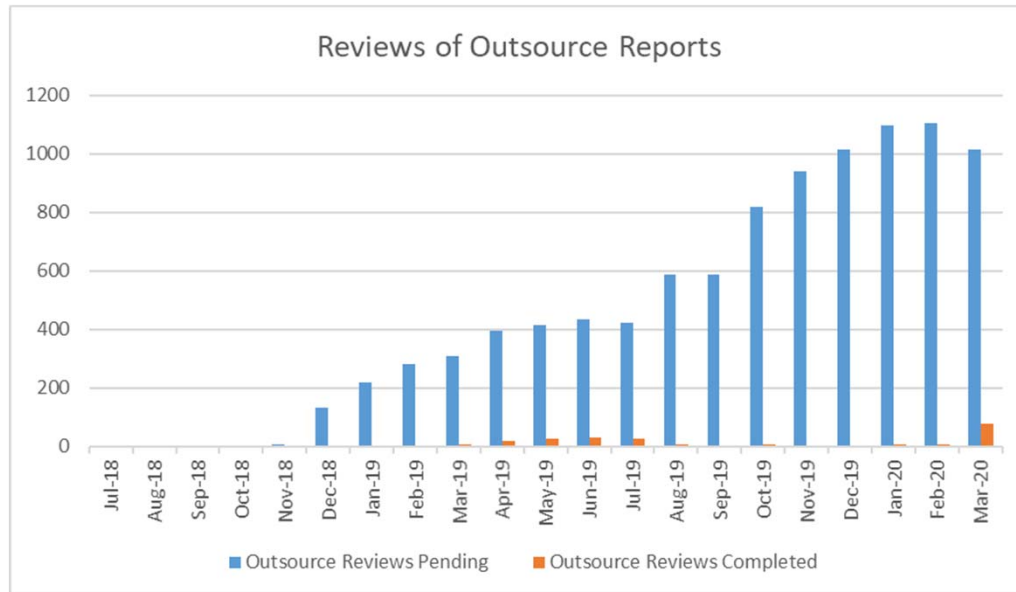
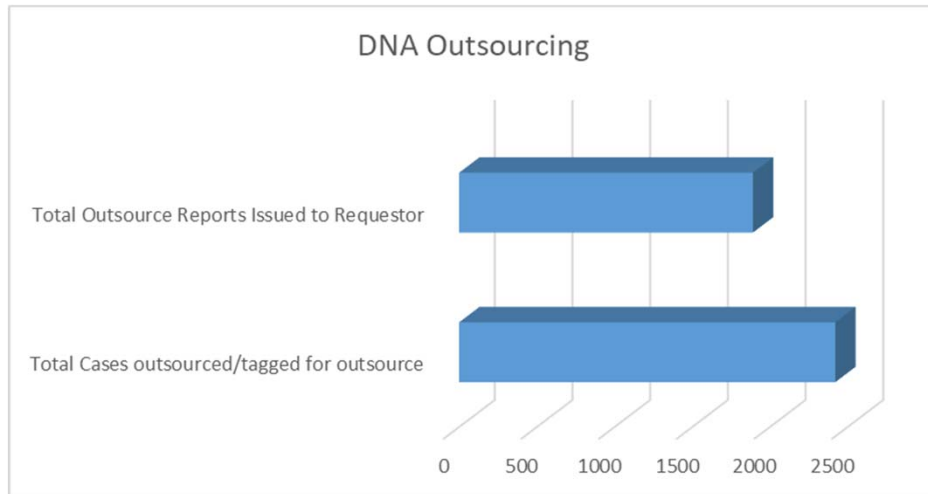
Completed per Month (Avg)*

58

* months with zero activity are not calculated into the average



Forensic Biology -- Outsourcing



Section: Screening Request Type: All

of Unassigned

0✓

Goal: 10 (+100%)

Pending Draft

78!

Goal: 14 (-457.14%)

Pending Tech

11✓

Goal: 16 (+31.25%)

Pending Admin

4✓

Goal: 12 (+66.67%)

Goal= Threshold for the max # of requests in each bucket

30
Past Critical Age

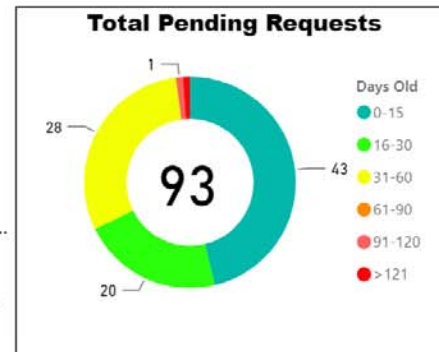
45
Avg Age of Reqeusts >30 ...

0
Age-Oldest Unassigned PL

147
Age-Oldest Pending Draft...

95
Age-Oldest Pending Tech ...

48
Age-Oldest Pending Adm...



Overall TAT (Month to Date)

31.4!

Goal: 10, 11

Overall TAT (Past 90 Days)

39.5!

Goal: 10, 11


TAT by Phase of Work (MTD)



TAT by Phase of Work (Past 90 Days)



Month to Date



30 Day Avg (Over Past 90 Days)



Open Quality Reports

Qualtrax ID	Workflow #	Age
33435	2018-085	392
34624	2018-094	374
47766	2019-043	181
48832	2019-057	163
49436	2019-1A-15	156
55267	2019-078	71
55268	2019-083	71

*Reports without a Workflow Id# are not included in the Avg Age

Quality TAT

34✓

Goal: 40, 41

Avg Age of Open Reports*

97

Quality Filter: Biology/DNA

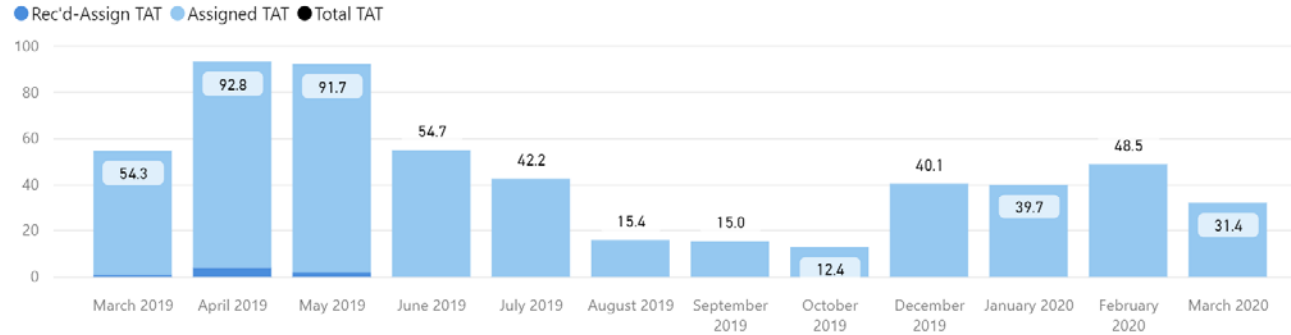


Date Range

3/1/2019

3/31/2020

Total TAT by Month



Request Type

Screening

Request Type

All

Selected Time Frame Averages

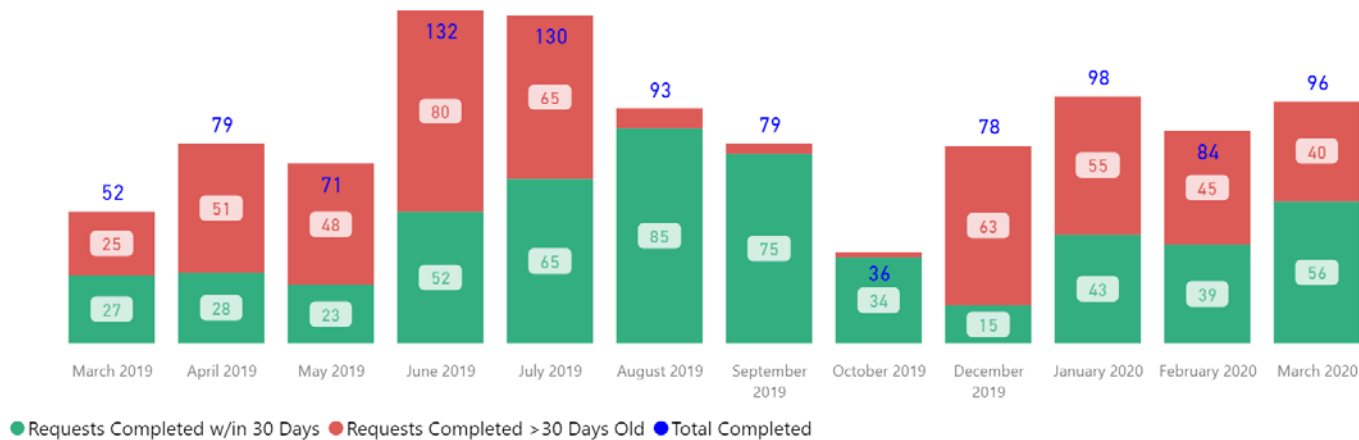
45.28

Total TAT (Rec'd-Compl.) Avg

45.31

Assigned TAT (Asgmt.-Compl.) Avg

Requests Completed



Received to Complete

1028

Requests Completed

486

Requests Completed > 30 Days

47.28 %

% Completed > 30 Days

Requests more than 30 days old are considered to be backlogged requests



Section
Screening

Request Type
All

Received Filter

3/1/2019 3/31/2020

Received by Month



Total Received

972

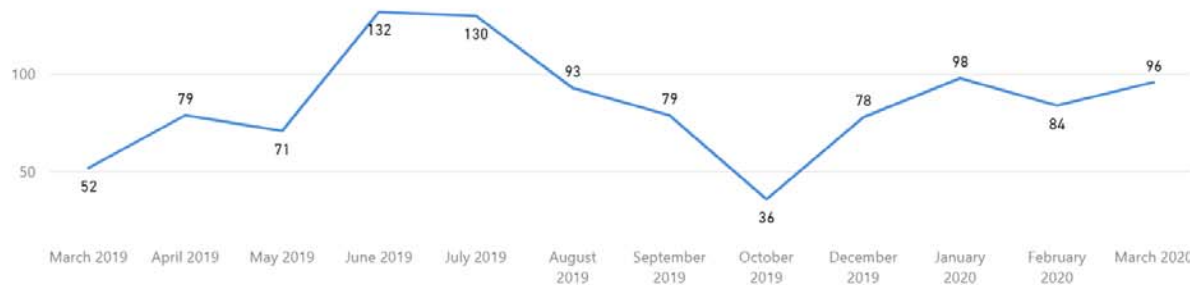
Received per Month (Avg)*

75

Completed Filter

3/1/2019 3/31/2020

Completed by Month



Total Completed

1028

Completed per Month (Avg)*

86

* months with zero activity are not calculated into the average



Section
 CODIS ▼

CODIS Hit Type
 All ▼

of Unassigned

56✓

Goal: 100 (+44%)

Pending Draft

10✓

Goal: 20 (+50%)

Pending Tech

1✓

Goal: 15 (+93.33%)

Pending Admin

0✓

Goal: 0

Goal= Threshold for the max # of requests in each bucket

26
Past Critical Age

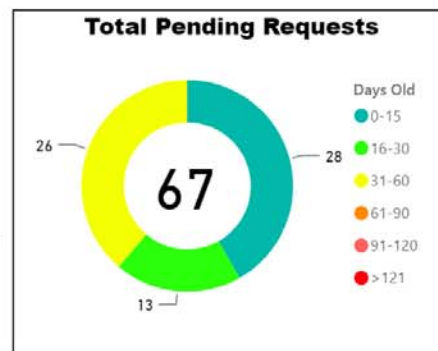
42
Avg Age of Reqeusts > 30 ...

49
Age-Oldest Unassigned PL

14
Age-Oldest Pending Draft...

25
Age-Oldest Pending Tech ...

0
Age-Oldest Pending Adm...



Overall TAT (Month to Date)

3.8✓

Goal: 30, 31

Overall TAT (Past 90 Days)

5.8✓

Goal: 30, 31

TAT by Phase of Work (MTD)


● PL-Assign TAT MTD ● PL-Draft TAT MTD ● PL-Tech Review TAT MTD



TAT by Phase of Work (Past 90 Days)



Month to Date



30 Day Avg (Over Past 90 Days)



Open Quality Reports

Qualtrax ID	Workflow #	Age
33435	2018-085	392
34624	2018-094	374
47766	2019-043	181
48832	2019-057	163
49436	2019-IA-15	156
55267	2019-078	71
55268	2019-083	71

*Reports without a Workflow Id# are not included in the Avg Age

Quality TAT

34✓

Goal: 40, 41

Avg Age of Open Reports*

97

Quality Filter

Biology/DNA ▼



Date Range

3/1/2019

3/31/2020

Request Type

CODIS

Total TAT by Month



Selected Time Frame Averages

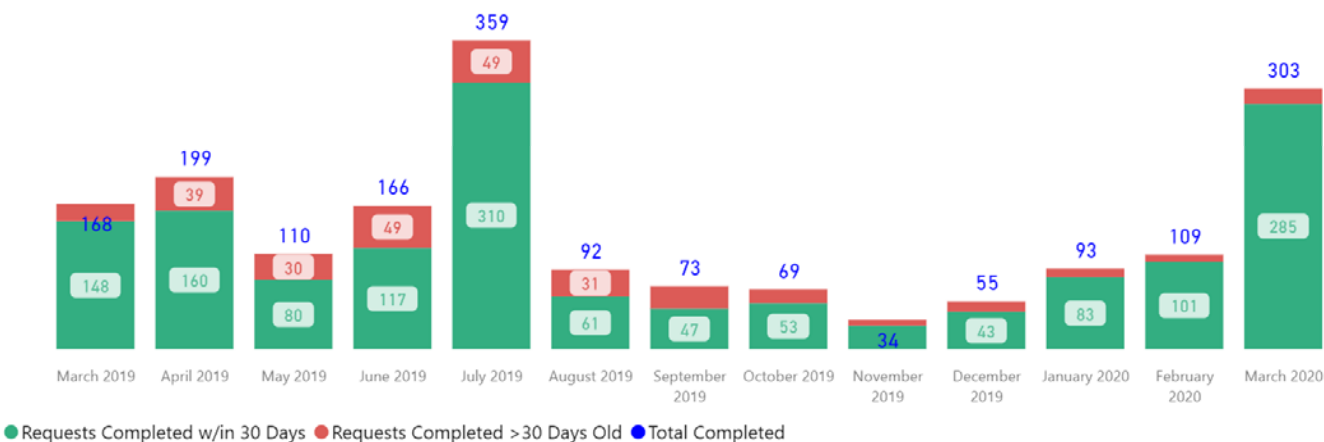
15.17

Total TAT (Rec'd-Compl.) Avg

4,082.66

Assigned TAT (Asgmt.-Compl.) Avg

Requests Completed



Received to Complete

1830

Requests Completed

315

Requests Completed > 30 Days

17.21 %

% Completed > 30 Days

Requests more than 30 days old are considered to be backlogged requests



Note: Previous months (Feb 2020) report did not include all CODIS assignments, this data is accurate for all dates shown

Section Hit Type

Received Filter

Received by Month



Total Received

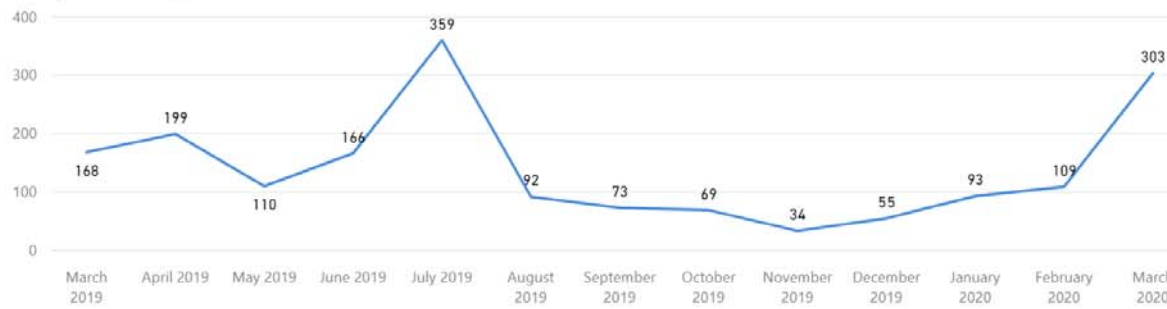
1743

Received per Month (Avg)*

134

Completed Filter

Completed by Month



Total Completed

1830

Completed per Month (Avg)*

141

*** months with zero activity are not calculated into the average**

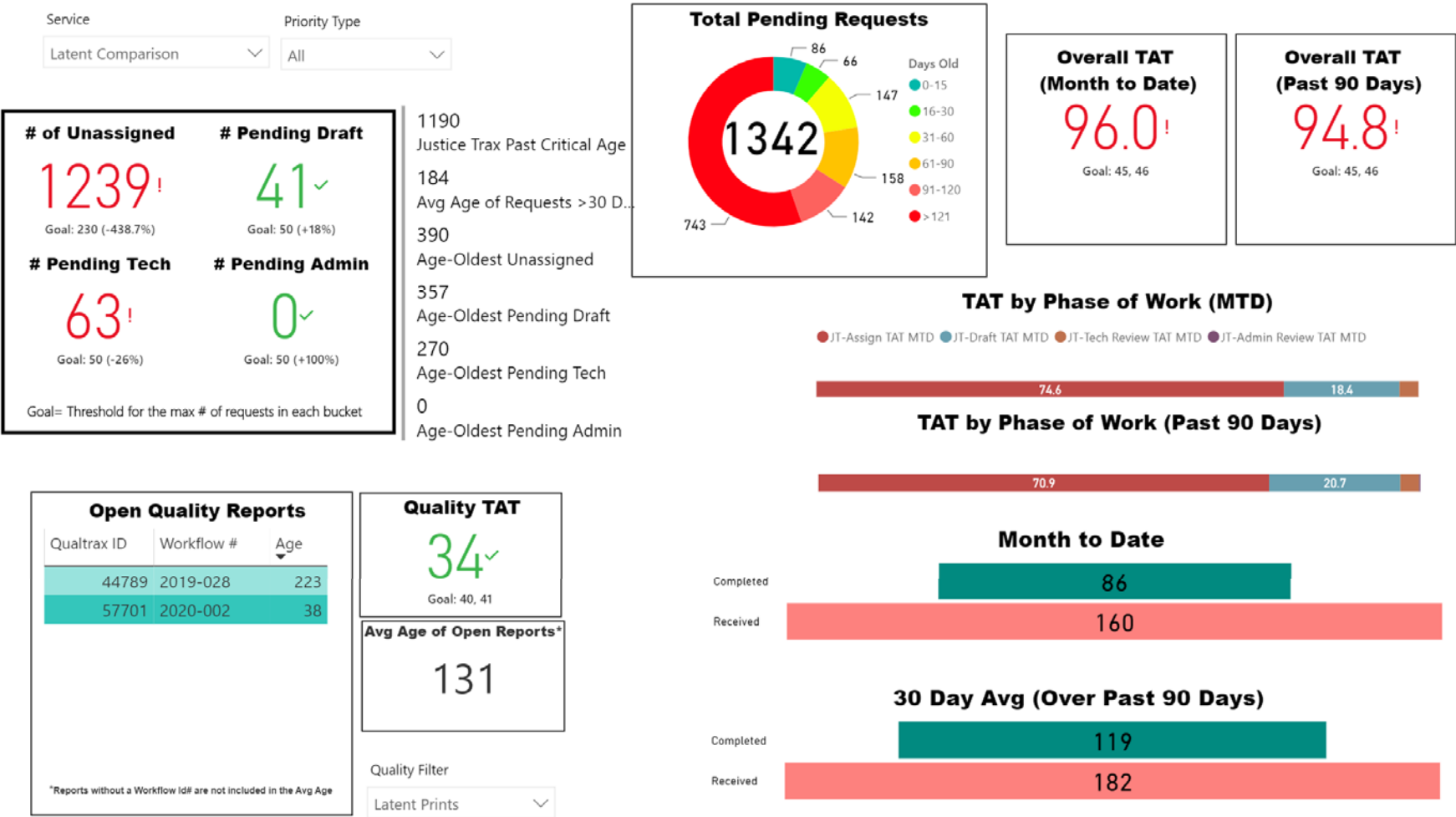


Note: Previous months (Feb 2020) report did not include all CODIS assignments, this data is accurate for all dates shown

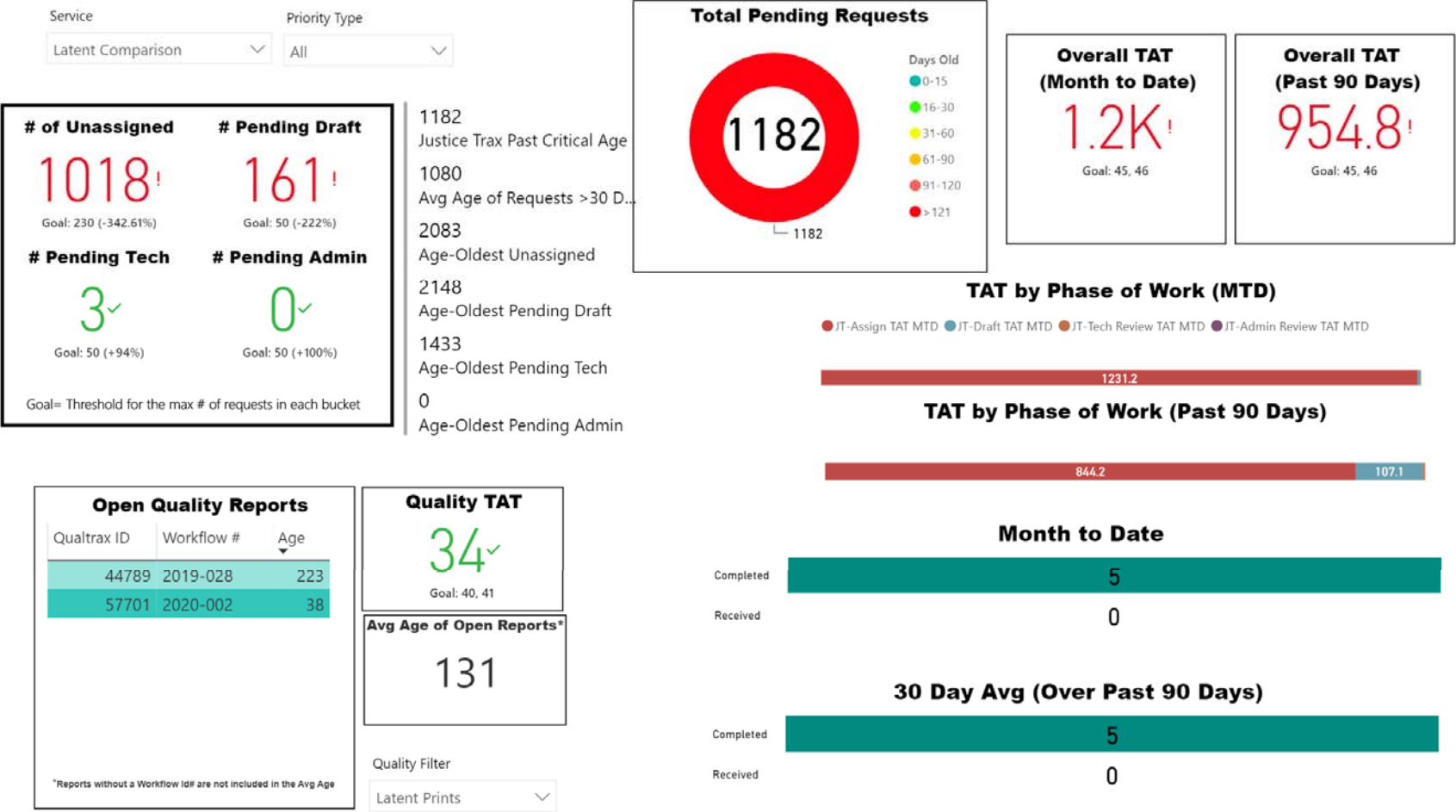
Latent Prints



Requests Received after 2/1/2019 (to allow for targets on incoming requests vs historical backlog)



Requests Received prior to 2/1/2019 (to allow for targets on incoming requests vs historical backlog)

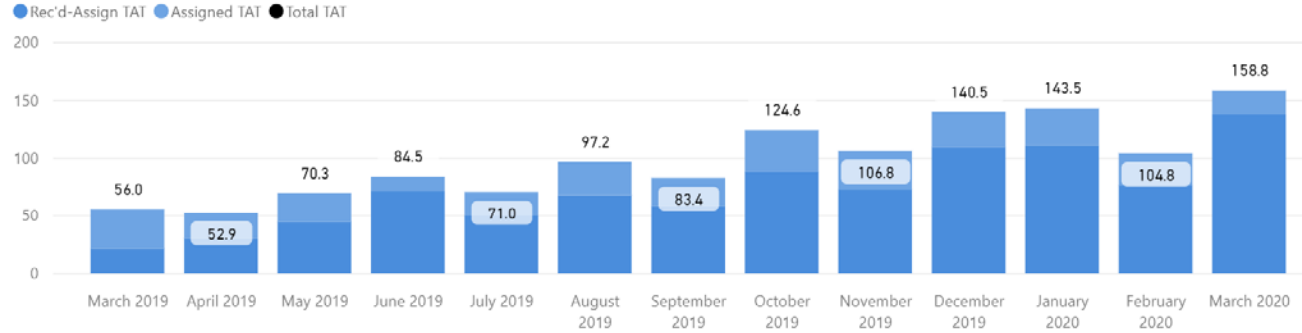


Date Range

3/1/2019

3/31/2020

Total TAT by Month



Request Type

Latent Comparison

Priority Type

All

Selected Time Frame Averages

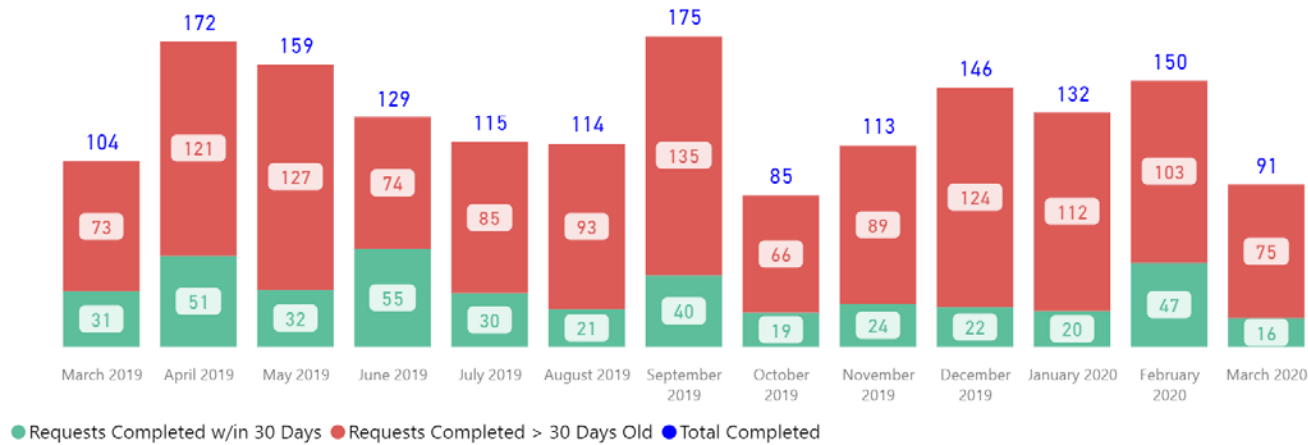
96.82

Total TAT (Rec'd-Compl.) Avg

26.55

Assigned TAT (Asgmt.-Compl.) Avg

Requests Completed



Received to Complete

1685

Requests Completed

1277

Requests Completed > 30 Days Old

75.79 %

% Completed > 30 Days Old

Requests more than 30 days old are considered to be backlogged requests



Service Priority Type

Latent Comparison All



Received by Month



Total Received

2,688

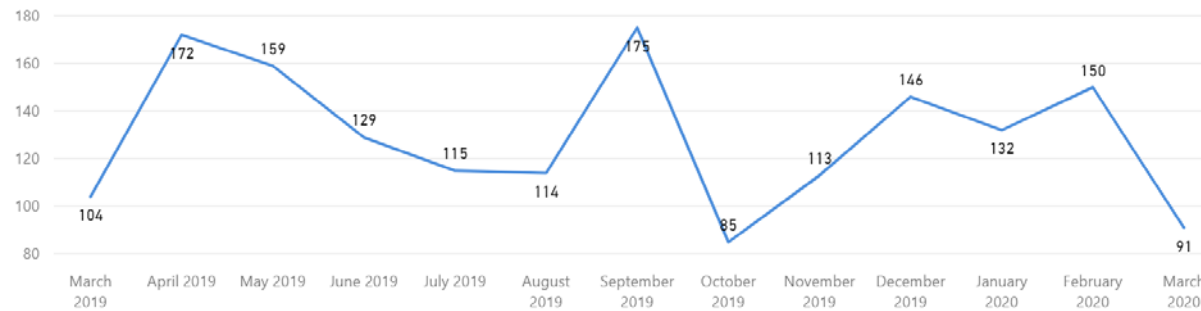
Received per Month (Avg)*

207

Received Filter

3/1/2019 3/31/2020

Completed by Month



Total Completed

1,685

Completed per Month (Avg)*

130

Completed Filter

3/1/2019 3/31/2020



*** months with zero activity are not calculated into the average**

Service: Latent Processing
 Priority Type: All

of Unassigned

262!

Goal: 50 (-424%)

Pending Draft

1✓

Goal: 30 (+96.67%)

Pending Tech

1✓

Goal: 30 (+96.67%)

Pending Admin

10✓

Goal: 30 (+66.67%)

Goal= Threshold for the max # of requests in each bucket

245
Justice Trax Past Critical Age

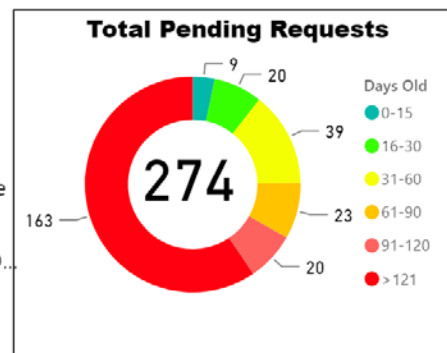
171
Avg Age of Requests > 30 D...

596
Age-Oldest Unassigned

193
Age-Oldest Pending Draft

7
Age-Oldest Pending Tech

243
Age-Oldest Pending Admin



Overall TAT (Month to Date)

82.7!

Goal: 30, 31

Overall TAT (Past 90 Days)

72.5!

Goal: 30, 31

TAT by Phase of Work (MTD)



TAT by Phase of Work (Past 90 Days)



Open Quality Reports

Qualtrax ID	Workflow #	Age
44789	2019-028	223
57701	2020-002	38

*Reports without a Workflow Id# are not included in the Avg Age

Quality TAT

34✓

Goal: 40, 41

Avg Age of Open Reports*

131


Quality Filter: Latent Prints



Month to Date



30 Day Avg (Over Past 90 Days)

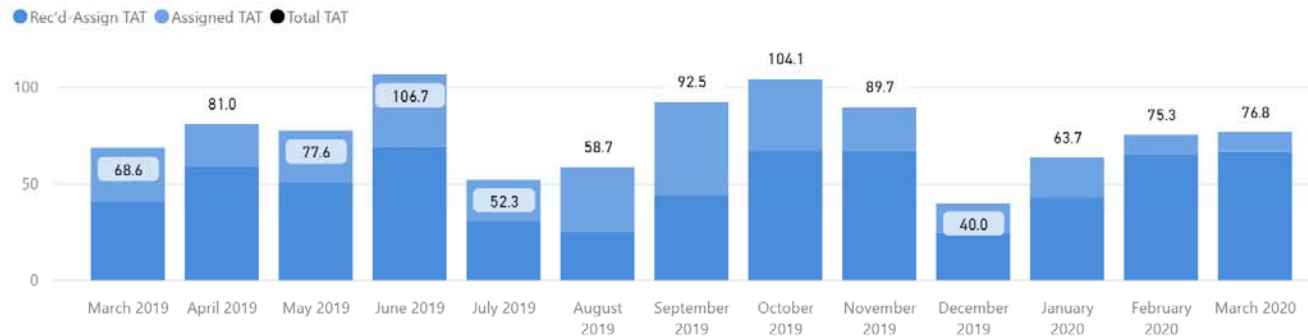


Date Range

3/1/2019

3/31/2020

Total TAT by Month



Request Type

Latent Processing

Priority Type

All

Selected Time Frame Averages

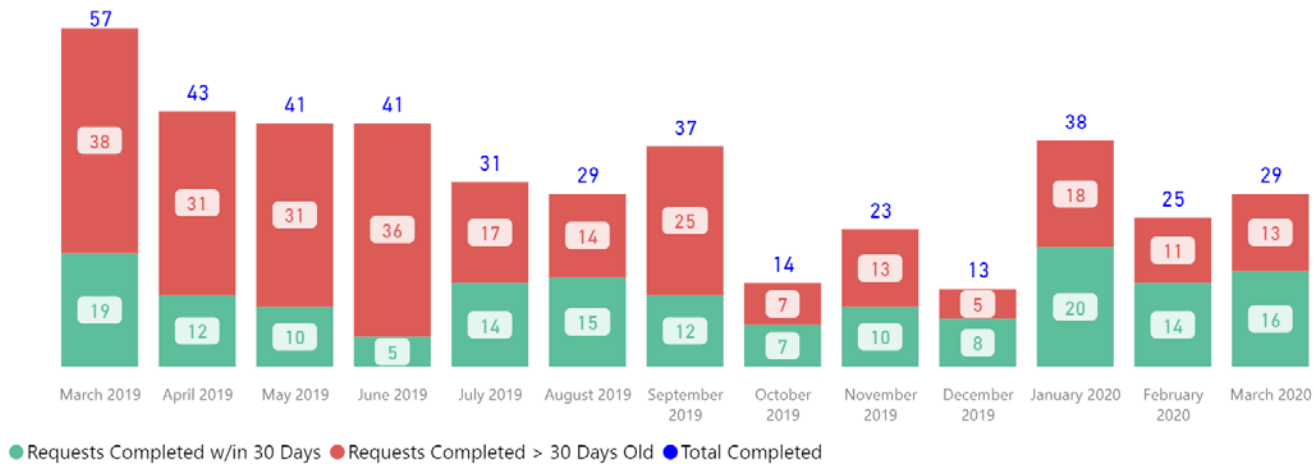
76.64

Total TAT (Rec'd-Compl.) Avg

26.38

Assigned TAT (Asgmt.-Compl.) Avg

Requests Completed



Received to Complete

421

Requests Completed

259

Requests Completed > 30 Days Old

61.52 %

% Completed > 30 Days Old

Requests more than 30 days old are considered to be backlogged requests

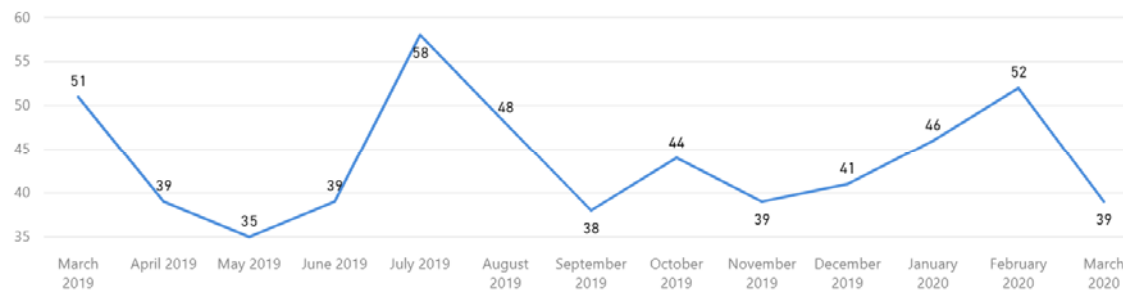




Service: Latent Processing
Priority Type: All

Received Filter
3/1/2019 3/31/2020

Received by Month



Total Received

569

Received per Month (Avg)*

44

Completed Filter
3/1/2019 3/31/2020

Completed by Month



Total Completed

421

Completed per Month (Avg)*

32

* months with zero activity are not calculated into the average

Digital Multi-Media


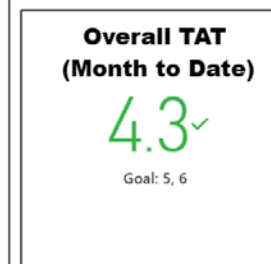
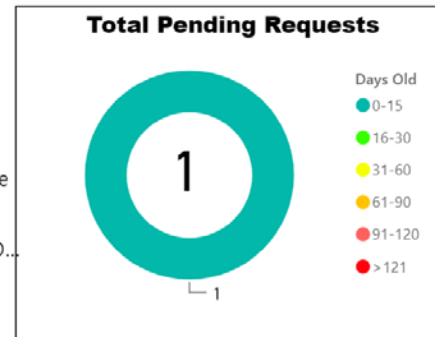


Service: AV Call Out
 Priority Type: All

# of Unassigned <div>0✓</div> Goal: 15 (+100%)	# Pending Draft <div>1✓</div> Goal: 5 (+80%)
# Pending Tech <div>0✓</div> Goal: 5 (+100%)	# Pending Admin <div>0✓</div> Goal: 5 (+100%)

Goal= Threshold for the max # of requests in each bucket

0 Justice Trax Past Critical Age
 NaN Avg Age of Requests > 30 D...
 0 Age-Oldest Unassigned
 7 Age-Oldest Pending Draft
 0 Age-Oldest Pending Tech
 0 Age-Oldest Pending Admin



TAT by Phase of Work (MTD)



TAT by Phase of Work (Past 90 Days)



Open Quality Reports

Qualtrax ID	Workflow #	Age

*Reports without a Workflow Id# are not included in the Avg Age

Quality TAT

25✓

Goal: 30, 31

Avg Age of Open Reports*


NaN

Quality Filter: Audio/Video

Month to Date



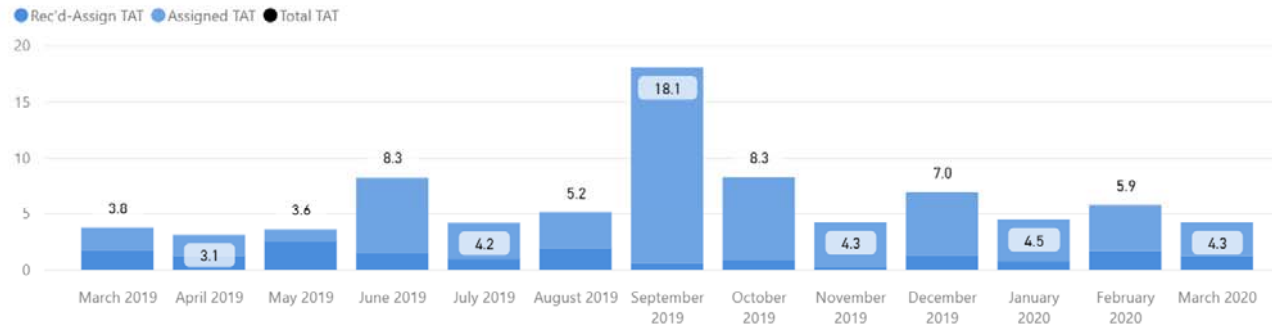
30 Day Avg (Over Past 90 Days)



Date Range

3/1/2019 3/31/2020

Total TAT by Month



Request Type

AV Call Out

Priority Type

All

Selected Time Frame Averages

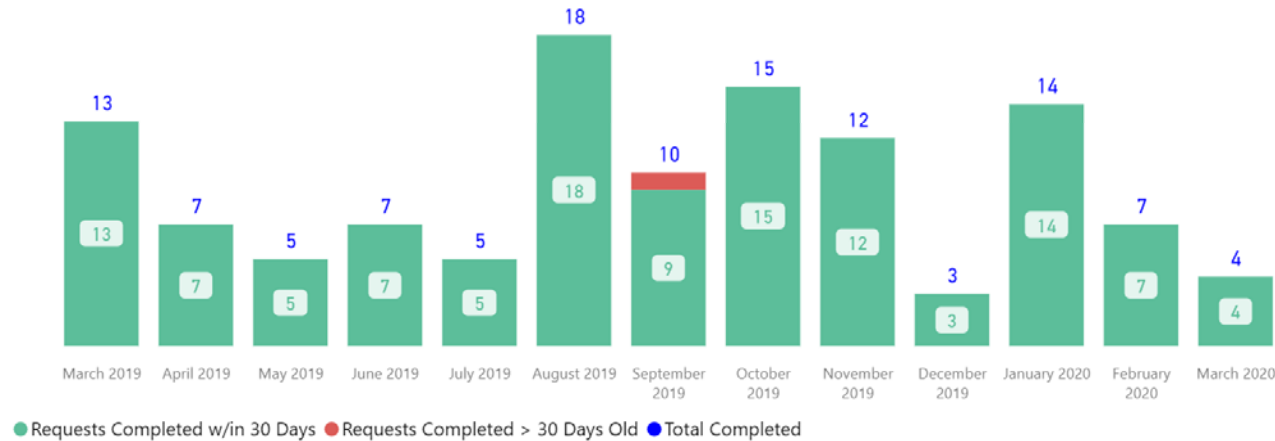
6.33

Total TAT (Rec'd-Compl.) Avg

5.08

Assigned TAT (Asgmt.-Compl.) Avg

Requests Completed



Received to Complete

120

Requests Completed

1

Requests Completed > 30 Days Old

0.83 %

% Completed > 30 Days Old

Requests more than 30 days old are considered to be backlogged requests

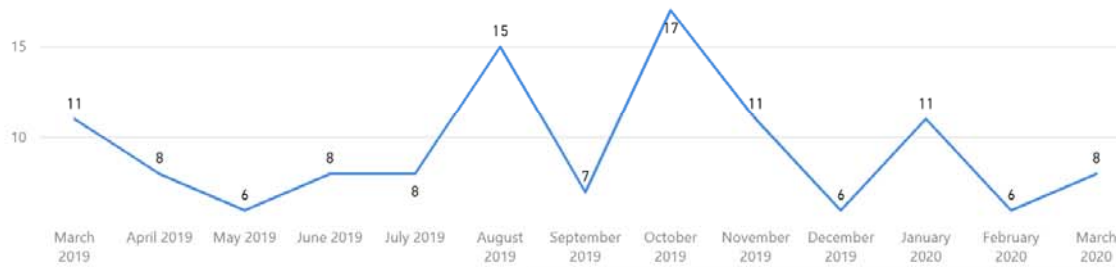


Service: AV Call Out
 Priority Type: All

Received Filter

3/1/2019 3/31/2020

Received by Month



Total Received

122

Received per Month (Avg)*

9

Completed Filter

3/1/2019 3/31/2020

Completed by Month



Total Completed

120

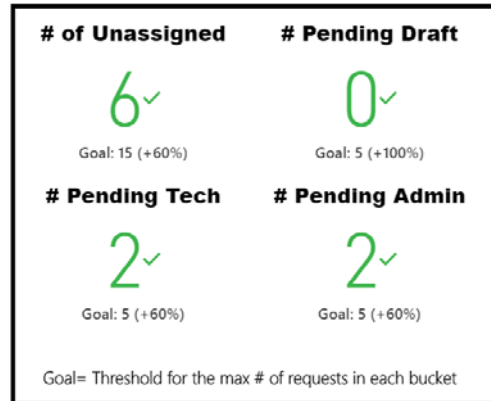
Completed per Month (Avg)*

9


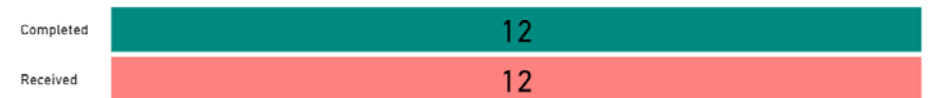
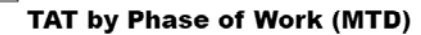
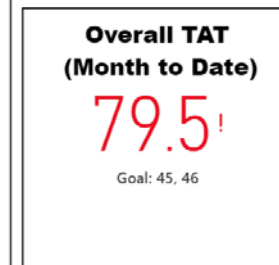
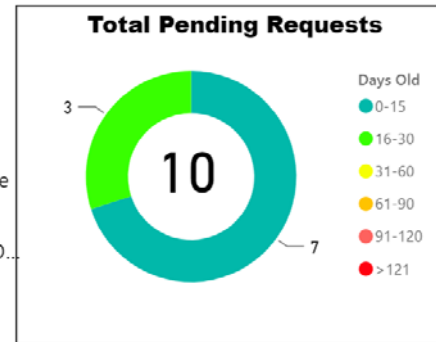
* months with zero activity are not calculated into the average



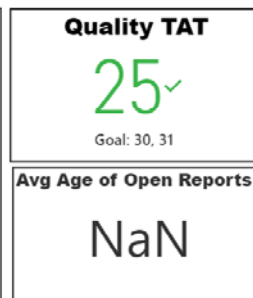
Service: AV Examination Priority Type: All




0	Justice Trax Past Critical Age
NaN	
Avg Age of Requests > 30 D.	
12	Age-Oldest Unassigned
0	Age-Oldest Pending Draft
18	Age-Oldest Pending Tech
22	Age-Oldest Pending Admin



Open Quality Reports		
Qualtrax ID	Workflow #	Age



Quality Filter

Audio/Video 

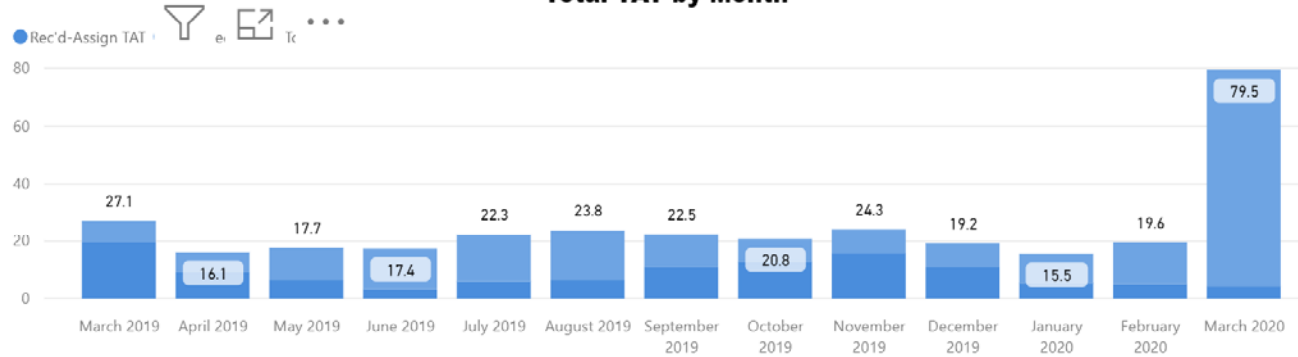


Date Range

3/1/2019

3/31/2020

Total TAT by Month



Request Type

AV Examination

Priority Type

All

Selected Time Frame Averages

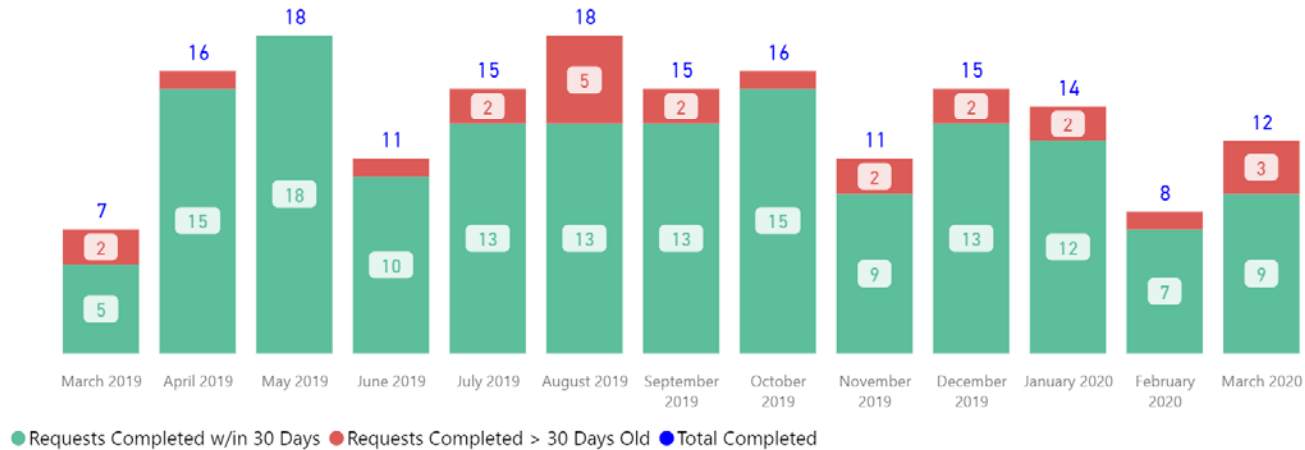
24.28

Total TAT (Rec'd-Compl.) Avg

15.71

Assigned TAT (Asgmt.-Compl.) Avg

Requests Completed



Received to Complete

176

Requests Completed

24

Requests Completed > 30 Days Old

13.64 %

% Completed > 30 Days Old

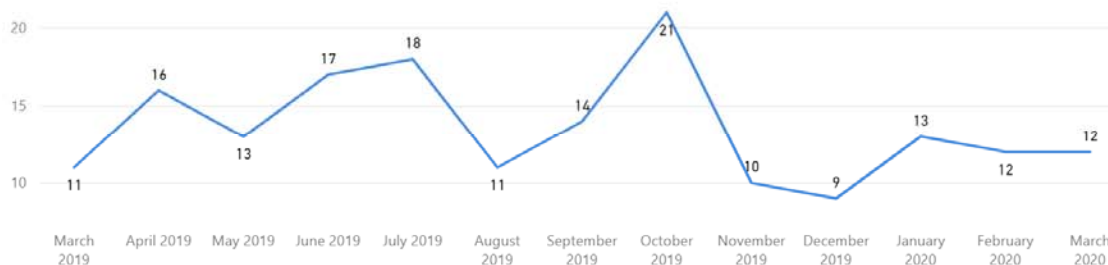
Requests more than 30 days old are considered to be backlogged requests



Service: AV Examination
 Priority Type: All



Received by Month



Received Filter

3/1/2019 3/31/2020

Total Received

177

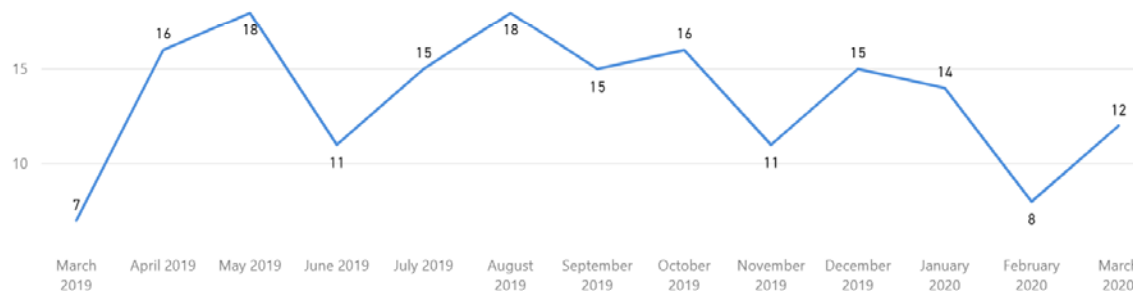
Received per Month (Avg)*

14

Completed Filter

3/1/2019 3/31/2020

Completed by Month



Total Completed

176

Completed per Month (Avg)*

14

* months with zero activity are not calculated into the average



Service: DFL Priority Type: All

of Unassigned

22✓

Goal: 50 (+56%)

Pending Draft

13!

Goal: 5 (-160%)

Pending Tech

1✓

Goal: 5 (+80%)

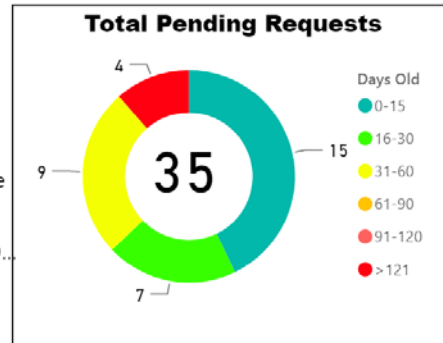
Pending Admin

0✓

Goal: 5 (+100%)

Goal= Threshold for the max # of requests in each bucket

13 Justice Trax Past Critical Age
 83 Avg Age of Requests > 30 D...
 176 Age-Oldest Unassigned
 244 Age-Oldest Pending Draft
 27 Age-Oldest Pending Tech
 0 Age-Oldest Pending Admin



Overall TAT (Month to Date)

38.0✓

Goal: 45, 46

Overall TAT (Past 90 Days)

46.2!

Goal: 45, 46

TAT by Phase of Work (MTD)



TAT by Phase of Work (Past 90 Days)



Open Quality Reports

Qualtrax ID	Workflow #	Age

*Reports without a Workflow Id# are not included in the Avg Age

Quality TAT

34!

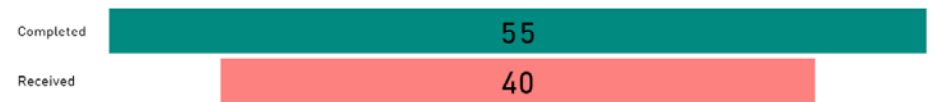
Goal: 30, 31

Avg Age of Open Reports*

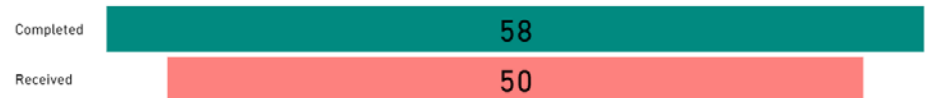
NaN

Quality Filter: Digital Forensics

Month to Date



30 Day Avg (Over Past 90 Days)





Service

DME

Priority Type

All

of Unassigned

21!

Goal: 0

Pending Draft

2✓

Goal: 30 (+93.33%)

Pending Tech

0✓

Goal: 30 (+100%)

Pending Admin

1✓

Goal: 30 (+96.67%)

23

Justice Trax Past Critical Age

201

Avg Age of Requests > 30 D...

265

Age-Oldest Unassigned

63

Age-Oldest Pending Draft

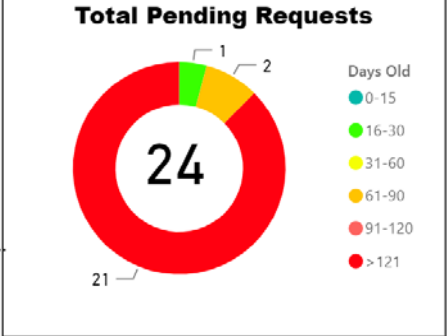
0

Age-Oldest Pending Tech

27

Age-Oldest Pending Admin

Goal= Threshold for the max # of requests in each bucket



Overall TAT (Month to Date)

NaN✓

Goal: 30, 31

Overall TAT (Past 90 Days)

179.0!

Goal: 30, 31



Open Quality Reports

Qualtrax ID

Workflow #

Age

Quality TAT

34!

Goal: 30, 31

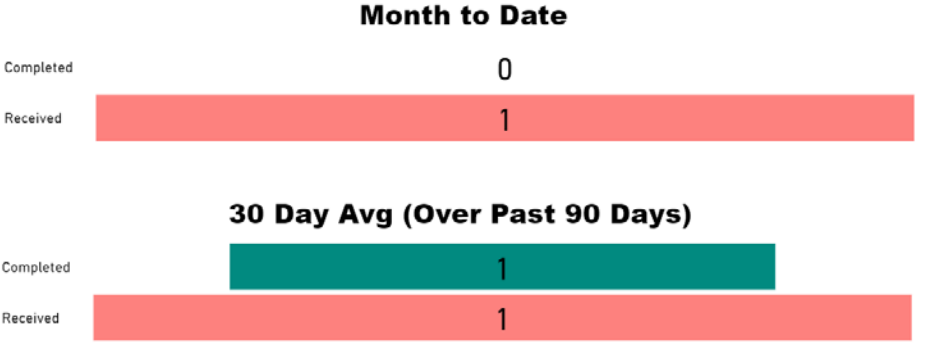
Avg Age of Open Reports*

NaN

Quality Filter

Digital Forensics

*Reports without a Workflow Id# are not included in the Avg Age





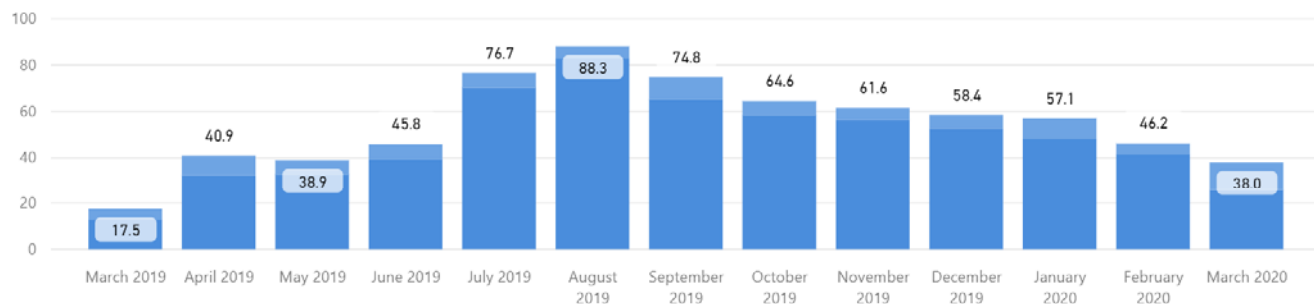
Date Range

3/1/2019

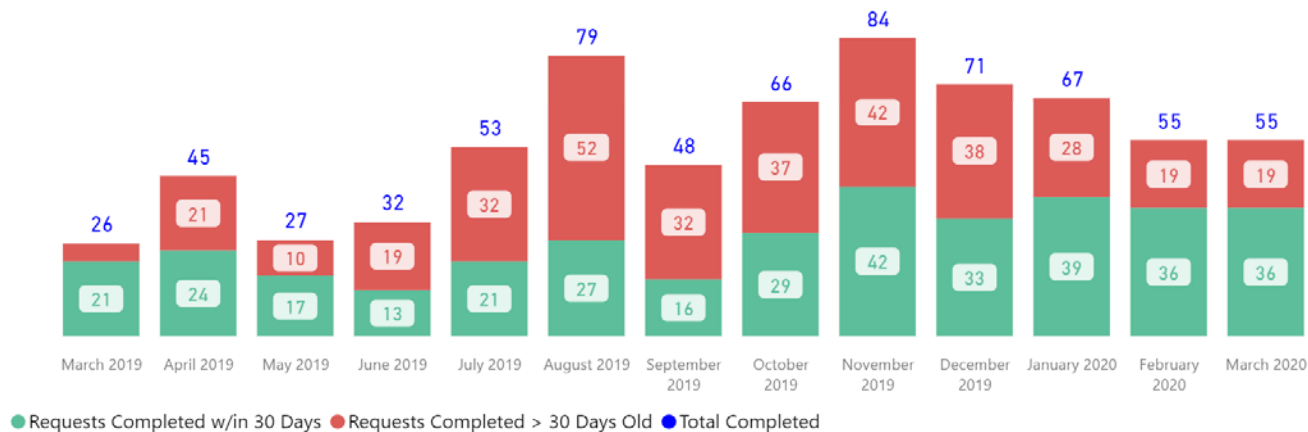
3/31/2020

Total TAT by Month

● Rec'd-Assign TAT ● Assigned TAT ● Total TAT



Requests Completed



DFL and DME

Request Type

Multiple selections

Priority Type

All

Selected Time Frame Averages

58.58

Total TAT (Rec'd-Compl.) Avg

6.95

Assigned TAT (Asgmt.-Compl.) Avg

Received to Complete

708

Requests Completed

354

Requests Completed > 30 Days Old

50.00 %

% Completed > 30 Days Old

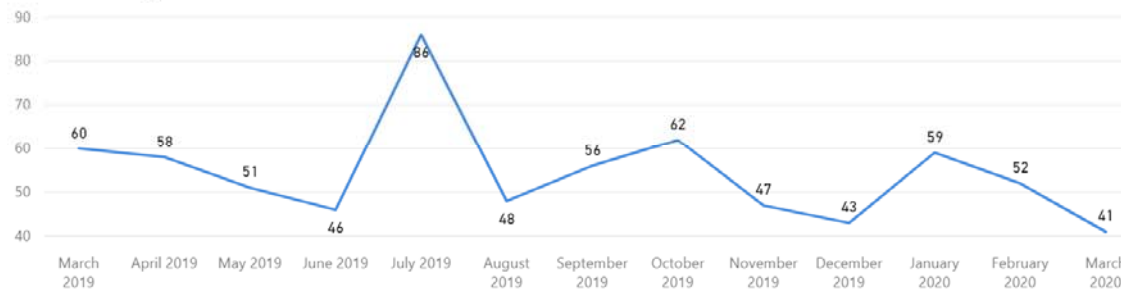
Requests more than 30 days old are considered to be backlogged requests

DFL and DME

Service Priority Type



Received by Month



Received Filter

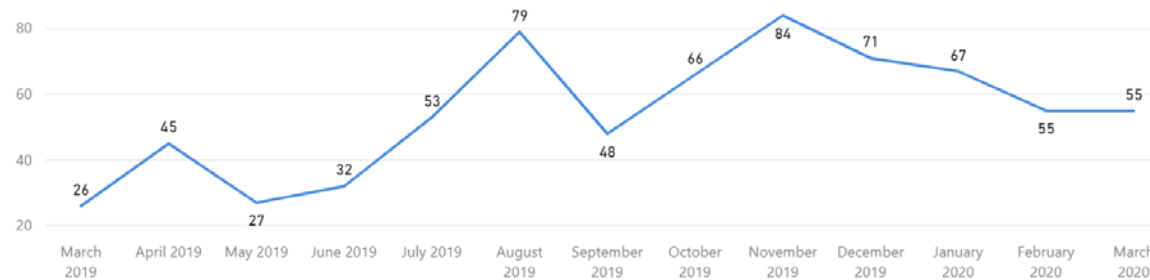
Total Received

709

Received per Month (Avg)*

55

Completed by Month



Completed Filter

Total Completed

708

Completed per Month (Avg)*

54

* months with zero activity are not calculated into the average



Crime Scene Unit



Service: CSU Response Priority Type: All

of Unassigned

0✓

Goal: 0

Pending Draft

56!

Goal: 30 (-86.67%)

Pending Tech

291!

Goal: 30 (-870%)

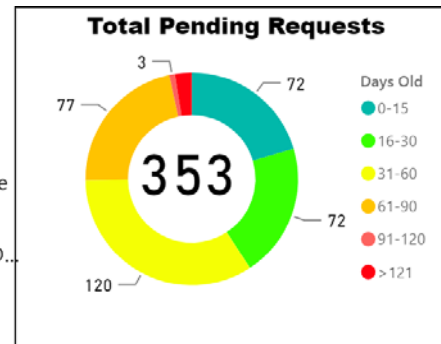
Pending Admin

6!

Goal: 0

Goal= Threshold for the max # of requests in each bucket

209 Justice Trax Past Critical Age
 62 Avg Age of Requests > 30 D...
 0 Age-Oldest Unassigned
 211 Age-Oldest Pending Draft
 336 Age-Oldest Pending Tech
 32 Age-Oldest Pending Admin



Overall TAT (Month to Date)

50.8!

Goal: 30, 31

Overall TAT (Past 90 Days)

35.2!

Goal: 30, 31

TAT by Phase of Work (MTD)



TAT by Phase of Work (Past 90 Days)



Open Quality Reports

Qualtrax ID	Workflow #	Age
60868		0
51462	2019-073	128
55847	2019-094	62
55886	2019-095	62
58430	2020-017	31
59822	2020-020	16
60497	2020-022	6

*Reports without a Workflow ID# are not included in the Avg Age

Quality TAT

55!


Goal: 30, 31

Avg Age of Open Reports*


39

Quality Filter: Crime Scene

Month to Date



30 Day Avg (Over Past 90 Days)

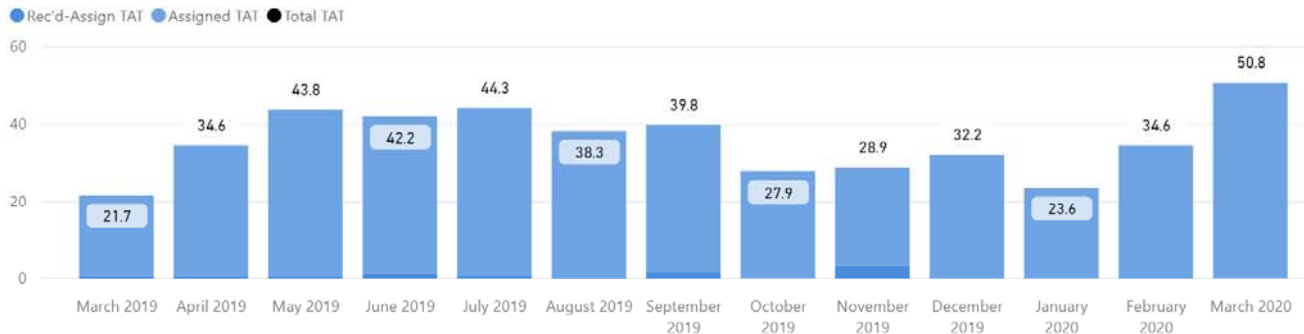


Date Range

3/1/2019

3/31/2020

Total TAT by Month



Request Type

CSU Response

Priority Type

All

Selected Time Frame Averages

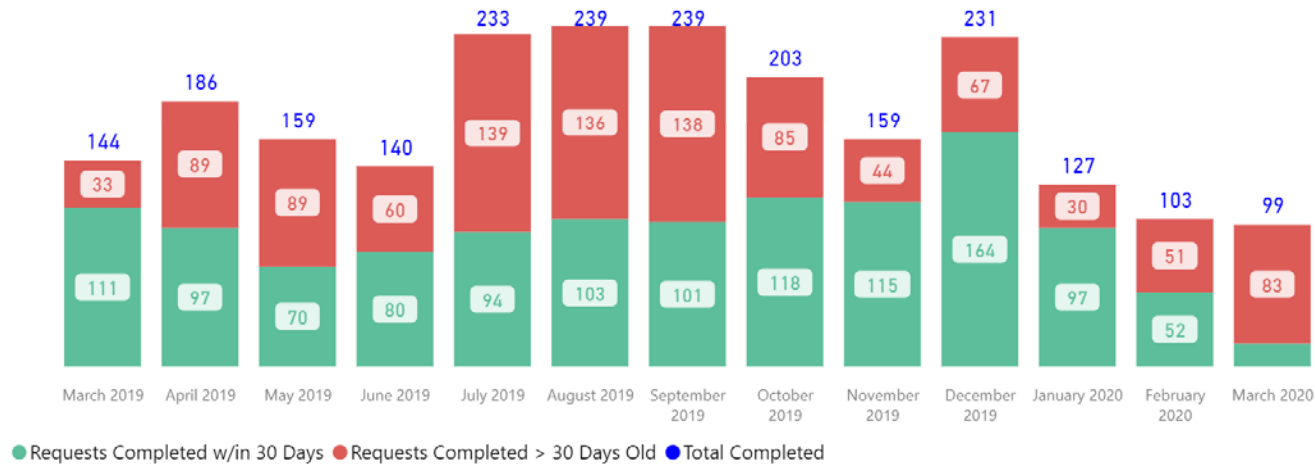
35.67

Total TAT (Rec'd-Compl.) Avg

34.95

Assigned TAT (Asgmt.-Compl.) Avg

Requests Completed



Received to Complete

2262

Requests Completed

1044

Requests Completed > 30 Days Old

46.15 %

% Completed > 30 Days Old

Requests more than 30 days old are considered to be backlogged requests



Service: CSU Response
 Priority Type: All



Received Filter

3/1/2019 3/31/2020

Received by Month



Total Received

2,414

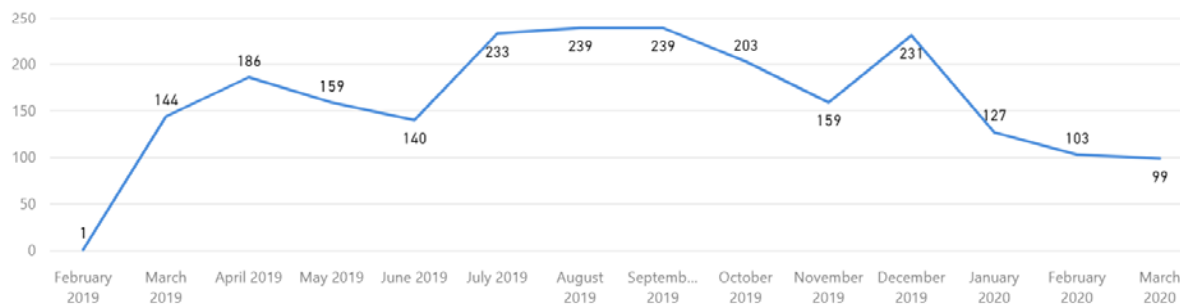
Received per Month (Avg)*

186

Completed Filter

3/1/2019 3/31/2020

Completed by Month



Total Completed

2,263

Completed per Month (Avg)*

162

* months with zero activity are not calculated into the average

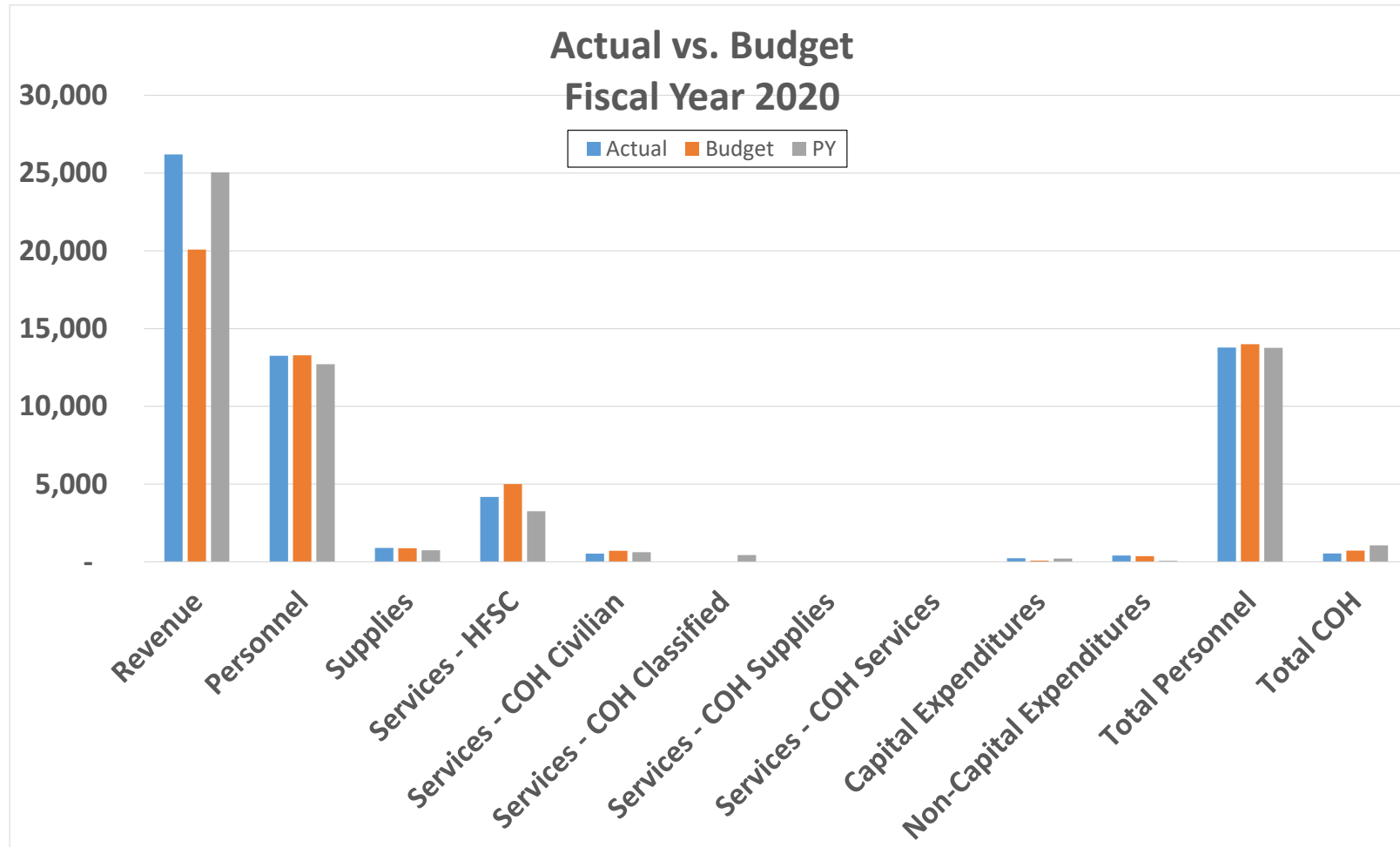


Treasurer's Report Executive Summary

The Houston Forensic Science Center's financial position remains largely unchanged even under the unique situation presented by the COVID-19 pandemic. The report for March included here reflects only two weeks in which HFSC operated under new procedures resulting from the current crisis. In that time, spending patterns did not change. Not many material changes are expected, however, the expectation is that spending will decrease not increase during this time.

Summary Pages 1 -8:

- **Page 1:** chart showing year-to-date spending by major category compared to budget and prior year. All is tracking as expected.
- **Pages 2-4:** detailed profit-and-loss statement. All is tracking as expected. For questions, please contact David Leach
- **Page 5:** Balance sheet. No surprises
- **Pages 6-8:** All grants. HFSC continues to spend against open grants. On Page 8 is a new \$83,000 grant. HFSC has already started spending those dollars.



For the Period July 1, 2019 through March 31, 2020

2

HOUSTON FORENSIC SCIENCE CENTER, INC.
COMPARATIVE STATEMENT OF ACTIVITIES - ACCRUAL BASIS
For the Period July 1, 2019 through March 31, 2020

		Current Month (Preliminary)						YTD						FY20	
		FY20	FY20	FY19	Variance			FY20	FY20	FY19	Variance			FY20	% Year
		Mar. 2020	Budget	Mar. 2019	Budget - Actual	%	FY20 - FY19	%	July 1-Mar. 31, 2020	Budget	July 1- Mar 31, 2019	Vs. Budget	%	Vs. FY19	%
Services:														Budget V2	Completed
520100	Temporary Personnel Services	-	0	-	0	100%	-		-	2	2	2	0%	2	100%
520105	Accounting & Auditing Svcs	4	4	4	(0)	-11%	(0)	-11%	38	32	32	(6)	-19%	(6)	-17%
520106	Architectural Svcs	-	-	-	-		-		-	-	-	-	0%	-	0%
520107	Computer Info/Contracting Svcs	-	3	-	3	100%	-		-	26	4	26	100%	4	100%
520109	Medical Dental & Laboratory Ser	1	82	51	81	98%	50	97%	1,044	740	291	(304)	-41%	(753)	-259%
520110	Management Consulting Services	11	10	10	(1)	-5%	(1)	-6%	145	94	118	(51)	-55%	(27)	-23%
520112	Banking Services	-	0	0	0	100%	0	100%	2	3	3	1	31%	1	21%
520113	Photographic Services	-	-	-	-		-		-	-	-	-	0%	-	0%
520114	Misc Support Serv Recruit Relo	2	5	2	3	57%	0	17%	49	42	26	(7)	-16%	(23)	-91%
520115	Real Estate Rental	69	194	136	125	64%	67	49%	566	1,748	829	1,183	68%	264	32%
520118	Refuse Disposal	2	4	4	2	44%	2	53%	45	33	22	(12)	-36%	(23)	-101%
520119	Computer Equip/Software Maint.	42	72	47	30	42%	5	11%	528	645	752	117	18%	224	30%
520121	IT Application Services	-	11	-	11	100%	-		8	103	48	94	92%	39	0%
520123	Vehicle & Motor Equip. Services	-	-	-	-		-		-	-	-	-	0%	-	0%
520124	Other Equipment Services	26	44	27	18	41%	1	5%	573	398	195	(174)	-44%	(378)	-194%
520143	Credit/Bank Card Svcs	-	0	-	0	100%	-		0	1	-	1	89%	(0)	0%
520145	Criminal Intelligence Services	-	-	-	-		-		-	-	-	-	0%	-	0%
520520	Printing & Reproduction Serv.	-	3	3	3	100%	3	100%	26	26	4	(0)	0%	(21)	-491%
520605	Public Information Svcs	-	1	1	1	100%	1	100%	3	12	4	9	75%	1	24%
520705	Insurance (Non-Medical)	2	14	10	12	86%	8	81%	128	124	87	(4)	-3%	(40)	-46%
520760	Contributions	-	-	-	-		-		-	-	-	-	0%	-	0%
520765	Membership & Prof. Fees	1	2	4	1	56%	3	75%	19	19	21	(1)	-3%	2	7%
520805	Education & Training	4	23	7	18	80%	3	37%	303	203	138	(100)	-49%	(166)	-120%
520815	Tuition Reimbursement	-	3	-	3	100%	-		6	29	14	23	79%	8	56%
520905	Travel - Training Related	9	13	19	4	32%	10	53%	99	120	123	22	18%	24	20%
520910	Travel - Non-training Related	4	3	4	(1)	-57%	(0)	-11%	28	23	19	(5)	-24%	(9)	-46%
521405	Building Maintenance Services	0	1	5	1	60%	5	92%	5	10	18	5	53%	13	73%
521505	Utilities	30	0	0	(29)	-7462%	(29)	-9657%	33	4	3	(30)	-840%	(30)	-895%
521605	Data Services	14	19	13	6	29%	(1)	-5%	164	172	146	7	4%	(18)	-12%
521610	Voice Services, Equip & Labor	0	3	10	3	98%	10	99%	35	30	45	(5)	-16%	10	23%
521705	Vehicle/Equipment Rental/Lease	-	0	-	0	100%	-		-	0	-	0	0%	-	0%
521725	Other Rental Fees	4	4	5	(0)	-8%	1	22%	52	33	29	(19)	-56%	(23)	-78%
521730	Parking Space Rental	14	13	21	(1)	-8%	7	32%	139	118	155	(20)	-17%	16	10%
521905	Legal Services	-	4	-	4	100%	-		10	32	43	22	69%	33	0%
522205	Metro Commuter Passes	2	8	6	6	78%	4	69%	21	73	47	52	71%	26	55%
522305	Shipping and Freight	0	2	1	2	85%	1	79%	25	18	10	(7)	-36%	(15)	-153%
522430	Misc. Other Services & Chrgs	0	10	2	10	98%	2	89%	76	89	30	13	14%	(46)	-152%
522720	Insurance - General & Professional	-	-	-	-		-		-	-	-	-	0%	-	0%
523100	Civilian Payroll	62	79	69	17	22%	7	10%	533	715	616	182	0%	84	14%
523200	Classified Payroll	0	-	(6)	(0)		(7)		1	-	437	(1)	0%	436	100%
523300	Supplies	-	-	-	-		-		-	-	-	-	0%	-	0%
523400	Services	1	1	1	0	14%	(1)	-78%	11	13	11	3	20%	1	6%
523000	Sub-Contractor (COH-HPD) Total	64	81	63	17	21%	(1)	-1%	544	728	1,065	183	25%	521	49%
	Total Services	306	637	456	331	52%	151	33%	4,714	5,731	4,324	1,017	18%	(390)	-9%

HOUSTON FORENSIC SCIENCE CENTER, INC.
COMPARATIVE STATEMENT OF ACTIVITIES - ACCRUAL BASIS
For the Period July 1, 2019 through March 31, 2020

Current Month (Preliminary)										YTD								FY20															
FY20				FY19		Variance				FY20				FY19		Variance				FY20		% Year											
Mar. 2020				Budget		Mar. 2019		Budget - Actual		%		FY20 - FY19		%		July 1-Mar. 31, 2020				July 1- Mar 31, 2019		Vs. Budget		%		Vs. FY19		%		Budget V2		Completed	
Non-Capital Expenditures																																	
551010	Furniture and Fixtures	-	22	-		22	100%	-								264	201	19	(63)	-31%	(245)	-1296%	268	98%									
551015	Computer Hardware/SW	0	16	10		16	98%	10	96%							119	145	49	26	18%	(70)	-145%	194	61%									
551025	Scientific/Foren Eqmt	-	2	-		2	100%	-								28	15	3	(13)	-87%	(25)	-781%	20	140%									
Total Non-Capital Expenditures		0	40	10		40	99%	10	96%							411	361	71	(49)	-14%	(340)	-482%	482	85%									
Capital Expenditures																																	
170140	Improvements	-	-	-		-		-								20	-	-	(20)	0%	(20)	0%	-	0%									
170210	Furniture & Fixtures	-	-	-		-		-								-	-	-	-	0%	-	0%	-	0%									
170230	Computer Hardware/SW	-	-	-		-		-								-	-	28	-	0%	28	100%	-	0%									
170240	Scientific/Foren Eqmt	-	9	-		9	100%	-								138	83	12	(55)	-67%	(126)	-1072%	110	125%									
170270	500 Jefferson - Intangible	-	-	31,215		-	0%	31,215	100%							(56)	-	-	56	0%	56	0%	-	-									
170980	Const in Progress	3	-	17		(3)		14	84%							129	-	176	(129)	0%	47	27%	-	-									
Total Capital Expenditures		3	9	31,232		7	71%	31,229	100%							231	83	216	(149)	-180%	(15)	-7%	110	210%									
Total Expense and Capital Before Depreciation		1,834	2,259	33,692		425	19%	31,859	95%							19,506	20,332	18,067	826	4%	(1,439)	-8%	27,110	72%									
561230	Depreciation	143	42	40		(101)	-240%	(103)	-259%							1,284	378	373	(906)	-240%	(911)	-244%	504	255%									
600003	Reconciliation Discrepancies	-	-	-		-	0%	-	0%							24	-	-	(24)	0%	46	0%	-	0%									
570505	FA Gain/Loss	92	-	-		(92)	0%	-								24	-	-	(24)	0%	-	0%	-	0%									
531085	Interest Expense	-	-	-		-		-								819	-	-	(819)	-11%		70%											
610000	City of Houston Direct Overhead	-	33	122		33	100%	122	100%							327	294	1,095	(33)	-11%	768	70%	392	83%									
620000	HPD-Reimbursed Expenses	-	-	-		-		-								-	-	-	-	0%	-	0%	-	0%									
	Grant and Training Expense	-	-	-		-		-								-	-	-	-	0%	-	0%	-	0%									
Total Expense and Capital After Depreciation		2,068	2,334	33,854		265	11%	31,877	94%							21,959	21,004	19,604	(954)	-5%	(2,355)	-12%	28,006	78%									
Net Ordinary Income less capital spending		(2,054)	(103)	(33,601)		(2,482)	2411%	31,639	-94%							4,236	(927)	5,438	5,163	-557%	(1,202)	-22%	(1,235)	-343%									

HOUSTON FORENSIC SCIENCE CENTER, INC.
COMPARATIVE STATEMENT OF NET POSITION
By Quarter

(in '000's)

	Preliminary 03/31/20	As of 12/31/19	As of 09/30/19	As of 06/30/19	As of 03/31/19
ASSETS					
Cash and Cash Equivalents					
Bank of Texas-Operating	\$ 6,525	\$ 12,480	\$ 18,538	\$ 1,124	\$ 6,670
Total Current Assets	6,525	12,480	18,538	1,124	6,670
Accounts Receivable					
Accounts Receivable	38	39	209	1,063	669
Total Accounts Receivable	38	39	209	1,063	669
Capital Assets Net of Depreciation					
Capital Assets	38,550	38,589	37,641	37,654	37,533
Accumulated Depreciation	(3,578)	(3,150)	(2,739)	(2,335)	(1,918)
Total Net Capital Assets	34,972	35,439	34,902	35,319	35,615
Other Assets					
Prepaid - HR	1	(5)	8	-	2
Prepaid - Insurance	42	59	50	54	61
Prepaid - Service Agreements	169	224	255	129	131
Prepaid - Other	130	4	3	2	145
Total Other Assets	341	282	317	184	339
TOTAL ASSETS	\$ 41,876	\$ 48,241	\$ 53,965	\$ 37,690	\$ 43,292
LIABILITIES					
Accounts Payables	\$ 78	\$ 554	\$ 790	\$ 388	\$ 3
Payroll Tax Liability	1,139	996	994	1,603	552
Other Liabilities, Including Fund 2213 Billing	177	114	127	127	63
500 Jefferson Lease Liability	31,750	31,840	31,928	31,920	31,911
Equipment Lease Liability	623	653	-	-	-
Deferred - Others	6	6	6	6	6
Total Liabilities	33,773	34,163	33,846	34,044	32,536
NET POSITION/FUND BALANCE					
Unrestricted/Unassigned	4,882	10,478	17,146	248	7,053
Net Investment in Capital Assets	3,222	3,599	2,974	3,399	3,703
Total Net Position	8,104	14,077	20,119	3,647	10,756
TOTAL LIABILITIES AND NET POSITION	\$ 41,876	\$ 48,241	\$ 53,965	\$ 37,690	\$ 43,292

Awarded

Awarding Agency: USDOJ-OJP-NIJ			
Name of Project: NIJ FY 17 DNA Capacity Enhancement and Backlog Reduction Program			
Start and End Dates: 01/01/2018 - 12/31/2019			
Contact: Monte Evans			
Award Number: 2017-DN-BX-0027	Awarded	Invoiced	Current Receivable
Amount of Award: \$	867,755	\$ -	\$ -
Grant Inception to date: \$	(849,502)	\$ 849,502	\$ (0)
Grant Balance: \$	18,253		
Status: Awarded			

Awarding Agency: USDOJ-OJP-NIJ			
Name of Project: Cap Enhancement for Drug and DNA Testing in Sexual Assault Cases			
Start and End Dates: 01/01/2018 - 12/31/2020			
Contact: Monte Evans			
Award Number: 2017-DN-BX-0176	Awarded	Invoiced	Current Receivable
Amount of Award: \$	114,000	\$ -	
HFSC Match: \$	38,000	\$ -	
Grant Inception to date: \$	(999)	\$ -	
Grant Balance: \$	151,001		
Status: Awarded			

Awarding Agency: University of Virginia			
Name of Project: Quality Blind Testing Research			
Start and End Dates: 11/26/2018 - 05/31/2019			
Contact: Lynn Boyter			
Award Number: 2018 CSAFE	Awarded	Invoiced	Current Receivable
Amount of Award: \$	118,000	\$ -	
Grant Inception to date: \$	(71,253)	\$ 71,253	\$ (0)
Grant Balance:	46,747		
Status: Sub Award			

Awarding Agency: USDOJ-OJP-NIJ			
Name of Project: NIJ FY 18 DNA Capacity Enhancement and Backlog Reduction Program			
Start and End Dates: 01/01/2019 - 12/31/2020			
Contact: Shelia Anderson			
Award Number: 2018-DN-BX-0096	Award Bal.	Expenditure Reported	Current Receivable
Contact: Charles Heurich			
Award Number: 2014-DN-BX-0116			
Amount of Award: \$ 1,530,927		-	\$ -
Grant Inception to date: \$ (1,235,745)		\$ 1,016,553	\$ 219,192
Grant Balance: \$ 295,182			
Status: Sub - Award			

Awarding Agency: USDOJ-OJP-NIJ			
Discipline: Seized Drugs			
Primary Recipient: HFSC			
Federal Program: 2018 Research and Evaluation for the Testing and Interpretation of Physical Evidence in Publicly Funded Forensic Laboratories			
Solicitation Number: NIJ-2018-13900			
Establishing Sufficiency Thresholds for			
Name of Project: Assessing the Quality of Mass Spectral Data			
This study proposes to initiate and test the development of a sufficiency standard that can be used as a model for the nationalized mass spectral			
Purpose: standard. In addition, both results and methodology from this project should have direct extension to other forensic disciplines using mass spectral data, such as Toxicology and Trace Analysis.			
Collaboration: Ohio University			
Start and End Dates: 01/01/2019 - 12/31/2019			
Contact: Peter Harrington			
Award Number: 2018-DU-BX-0184			
Award Date: 9/27/2018			
Amount of Award: \$282,703	Award Bal.	Expenditure Reported	Current Receivable
HFSC Amount of Award: \$ 174,682			
Grant Inception to date: \$ (70,447)		\$ 70,447	\$ 0
Grant Balance:			
Subrecipient: Ohio University			
Subrecipient Official: P. Maureen Valentine			
Contact: Peter Harrington			
Subaward Total: \$ 108,021			
Grant Inception to date: \$ (21,251)		\$ 21,251	\$ -
Grant Balance:			
Status: Awarded			

Awarding Agency: USDOJ-OJP-NIJ			
Discipline: Latent Prints			
Federal Program: 2018 Applied Research and Development in Forensic Science for Criminal Justice Purpose			
Solicitation Number: NIJ-2018-13600			
<p>HFSC fully intends to collaborate and provide the resources to assist RTI in creating and validating the fingerprint database. We are able to assist in this</p> <p>Purpose: research effort by providing the time and expertise of 10 of our latent print examiners for the Selection and AFIS Team. We will also assist in recruiting 20 latent prints donors as part of the Detection Team.</p>			
Primary Recipient: RTI International			
RTI Contract Administrator: Meghaan Hampton			
Start and End Dates: 06/15/2019 - 04/30/2020			
Contact: Heidi Eldridge			
Award Number: 2018-DU-BX-0227			
Contract Title: Selection, Detection, AFIS Teams			
Contract Type: Fixed Price			
		Award Bal.	Expenditure Reported
			Current Receivable
HFSC Contract Funded Amount:		\$ 71,902	
Grant Inception to date:			
Grant Balance:			
Status: Awarded - Contract Service Agreement			

Awarding Agency: USDOJ-OJP-NIJ			
Name of Project: NIJ FY 19 DNA Capacity Enhancement and Backlog Reduction Program			
Start and End Dates: 01/01/2020 - 12/31/2021			
Contact:			
		Award Bal.	Expenditure Reported
			Current Receivable
Award Number: 2019-DN-BX-0036			
Contact:			
Amount of Award:		\$ 1,607,745	\$ -
Grant Inception to date:		\$ -	\$ -
Grant Balance:		\$ 1,607,745	
Status:		Sub - Award	

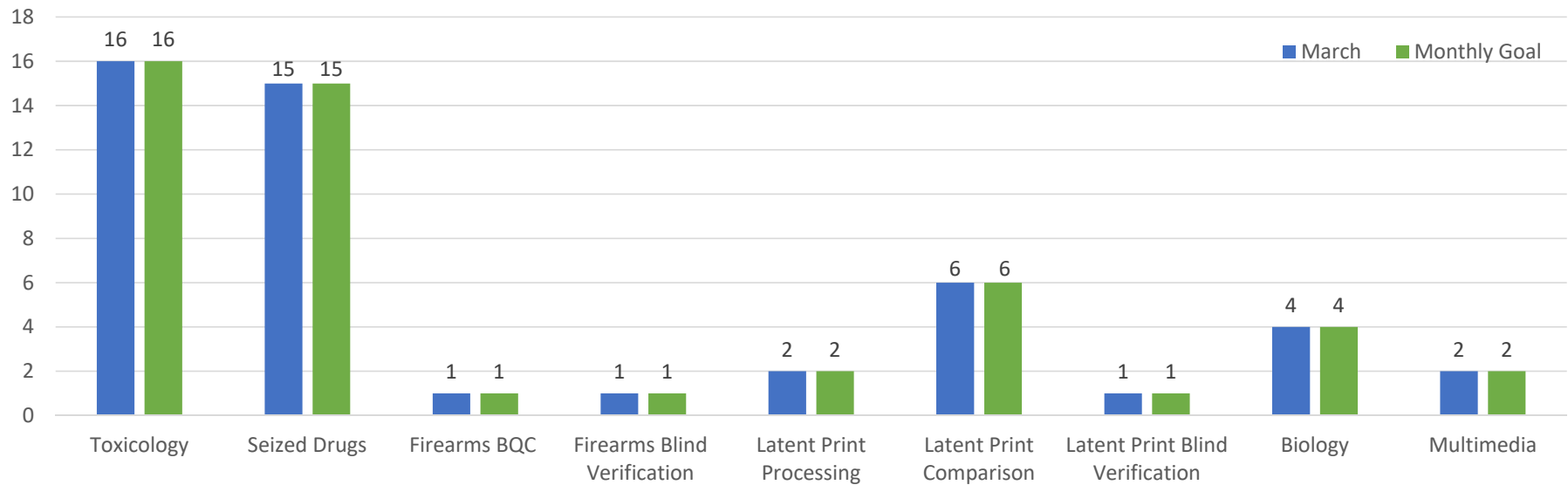
Awarding Agency: Office of the Governor - CJD			
Name of Project: FY2019 Sexual Assault Evidence Testing Grant Programs			
Purpose: The target geographic area of such Pilot program is smaller rural counties identified in the Grant			
Start and End Dates: 08/01/2019 - 06/30/2020			
Contact:			
		Award Bal.	Expenditure Reported
			Current Receivable
Award Number: 3728101 SAET - HPD			
Contact: Sub Award			
Amount of Award:		\$ 83,196	\$ -
Grant Inception to date:		\$ (8,320)	\$ 8,320
Grant Balance:		\$ 74,876	

Quality Division Report

April 10, 2020



BQCs Submitted in March



Blind Quality: Accomplishments and Challenges

- Blind quality presentation to Council of Federal Forensic Laboratory Directors (CFFLD) scheduled for March: POSTPONED
- Blind quality workshop at Association of Firearm and Tool Mark Examiners (AFTE) annual seminar scheduled for May: RESCHEDULED FOR OCTOBER
- Blind quality presentation to Texas Division of the International Association for Identification (TDIAI) scheduled for June: CANCELED

Forensic Discipline	Cases Completed in March
Toxicology – BAC	7
Seized Drugs	9
Biology	8 (DNA) 3 (screening)
Firearms – Blind Verification (BV)	1
Firearms	1
Latent Print Processing	1
Latent Print Comparison	9
Latent Print – Blind Verification (BV)	0
Multimedia	1



2019 Proficiency Testing

Discipline		Tests in Progress	Tests Completed	Comments
Seized Drugs		-	15	Complete for 2019
Toxicology		-	14	Complete for 2019
Firearms		-	25	Complete for 2019
Crime Scene Unit		-	26	Complete for 2019
Latent Prints		-	18	Complete for 2019
Multimedia	Audio/Video	-	7	Complete for 2019
	Digital	-	4	Complete for 2019
Forensic Biology		1	44	



2020 Proficiency Testing

Discipline		Tests in Progress	Tests Completed	Comments
Seized Drugs		-	n/a	
Toxicology		4	n/a	
Firearms		1	n/a	
Crime Scene		1	n/a	
Latent Prints		8	n/a	
Multimedia	Audio/Video	-	n/a	
	Digital	-	n/a	
Forensic Biology		9	n/a	



2020 Testimony Data

- 21 analysts have testified this year
- 17 of 21 have been monitored
 - Monitoring will be done at next testimony or transcripts will be requested for four analysts who testified without being monitored
- Transcript review project
 - 8 analyst testimonies currently in review



Detailed Data



Quality Division Notifications

Incidents, Corrective and Preventive Actions

Monday, April 6, 2020

5:59:51 PM

Page 1 of 2

	Quality Notified	Summary of Notification	Comments
Biology			
2020-021 IR	3/2/2020	An analyst accidentally bumped into an instrument while she was performing an extraction procedure. Sample volume was lost from one sample (2019-17319 1.4.1 SF) but the procedure was completed with the remaining volume. Data from this sample and the adjacent samples will be reviewed to determine the possible consequences of this occurrence.	
2020-024 IR	3/25/2020	A laboratory report was issued with no electronic signature. The report was originally drafted by an analyst in training and she accidentally deleted the signature portion of the report. The report will be amended to reflect the reporting analyst's electronic signature.	
Crime Scene			
2020-022 IR	3/23/2020	A crime scene investigator (CSI) did not take comparative quality photographs of a shoe impression before lifting and collecting the shoe impression. Even though the CSI recognized that the shoe impression might not be able to be properly documented via photographs, the SOP requires that she seek permission from a supervisor prior to deviating standard procedure.	
2020-023 IR	3/23/2020	A crime scene investigator collected an item of evidence from a crime scene but did not properly photograph it prior to collection. The item was collected at the request of the Houston Police Department and although it was not properly photographed, it was documented in the case notes and report.	

HFSC's Quality Division investigates nonconforming work and helps develop solutions in compliance with accreditation and legal standards. With regard to the items listed above, the Division has not detected any use of inaccurate results in a criminal proceeding.

Quality Division Notifications

Incidents, Corrective and Preventive Actions

Monday, April 6, 2020

6:00:48 PM

Page 2 of 2

	Quality Notified	Summary of Notification	Comments
2020-025 IR	3/27/2020	A vehicle processed by the Crime Scene Unit was released to the vehicle owner. When the vehicle owner arrived and examined the car, two projectiles and one cartridge case were located inside the vehicle. The items were then collected by the Houston Police Department.	
Firearms			
2020-026 IR	3/31/2020	After completion of a technical review an analyst mistakenly signed as both the technical reviewer and the administrative reviewer in the JusticeTrax laboratory information management system (LIMS). As a result, the case report was issued.	

HFSC's Quality Division investigates nonconforming work and helps develop solutions in compliance with accreditation and legal standards. With regard to the items listed above, the Division has not detected any use of inaccurate results in a criminal proceeding.