


Houston Forensic Science Center, Inc.

Board of Directors Meeting

September 13, 2019: CANCELLED



Position 1 - Dr. Stacey Mitchell, Board Chair

Position 2 - Anna Vasquez

Position 3 - Philip Hilder

Position 4 - Francisco Medina

Position 5 - Janet Blancett

Position 6 - Dr. Robert McPherson

Position 7 - Vacant

Position 8 - Mary Lentschke

Position 9 - Sandra Guerra Thompson, Vice Chair

Ex-Officio - Tracy Calabrese

Table of Contents

- President's Report..... [Page 2](#)
- Operations Report..... [Page 17](#)
- Crime Scene & Digital Multimedia Units Update..... [Page 24](#)
- Facility Project Update..... [Page 95](#)
- Quality Report..... [Page 97](#)

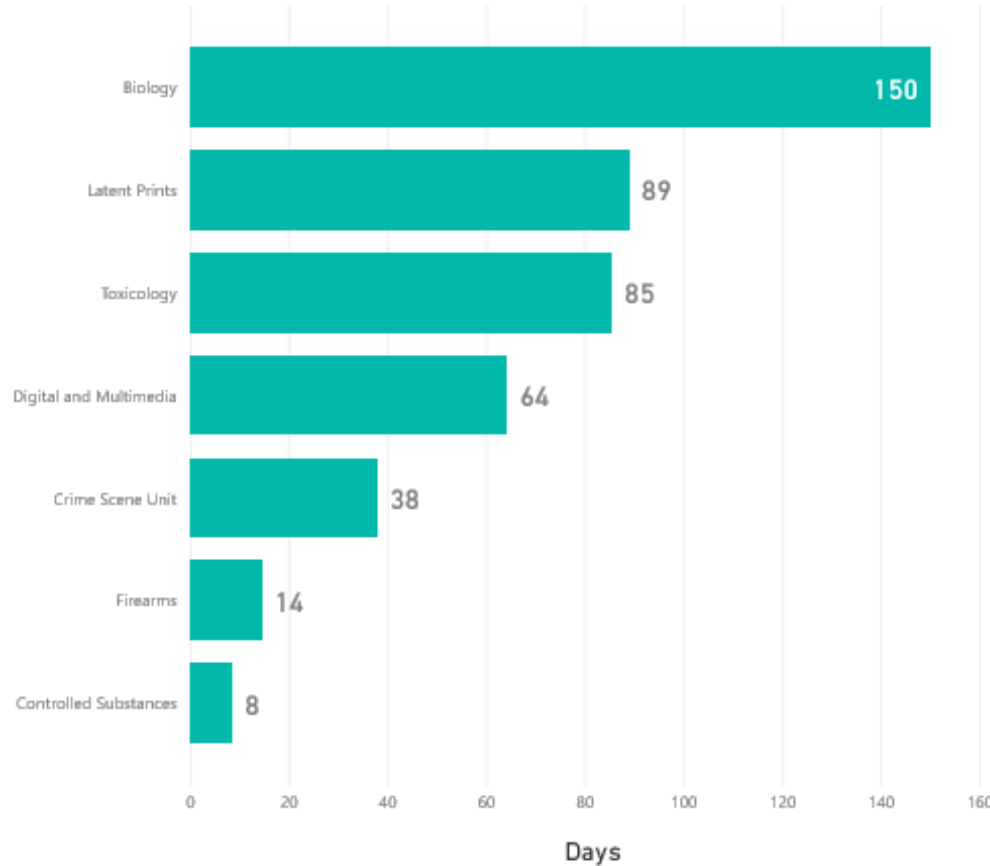


Presidents Report

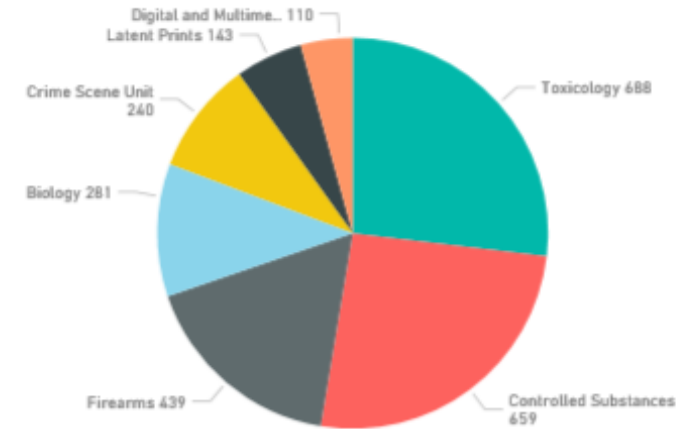
September 13, 2019



Average Turnaround Time for August 2019



Requests Completed by Section



Turnaround Time - Days
55

Completed Requests
2563


Month Completed

- ☐ 01-January
- ☐ 02-February
- ☐ 03-March
- ☐ 04-April
- ☐ 05-May
- ☐ 06-June
- ☐ 07-July
- ☒ 08-August
- ☐ 09-September

Year Completed


- ☐ 2014
- ☐ 2015
- ☐ 2016
- ☐ 2017
- ☐ 2018
- ☒ 2019

This data is current as of 9/6/2019.




Certifications

- Hannah Cooley – Certified Property and Evidence Specialist
 - International Association for Property and Evidence, Inc. (IAPE)
- Kelsey Hartzheim – Certified Property and Evidence Specialist
 - International Association for Property and Evidence, Inc. (IAPE)
- Amanda Jarding – Certified Crime Scene Analyst
 - International Association for Identification (IAI)



Outreach

- Sexual Assault Task Force meeting held this time at the Children's Assessment Center
- Presented on panel about HB 1325 at the Marijuana Policy Conference in Austin
- Visit with producer from Herzog Productions
- Bellaire High School forensic science classes
- Tour with Texas Innocence Project
- Latent prints presented at the HPD academy
- Adam Whitman presented on community outreach at the IAI meeting in Reno, Nevada
- Sandy Siegel did a workshop and presentation about latent prints at the IAI meeting in Reno, Nevada



The Big Move

September 13, 2019





August 12, 2019



August 15,
2019


August 17,
2019






August 21, 2019

August 26,
2019








August 27, 2019



September 5, 2019





September 9, 2019





September 10, 2019



September 11, 2019


Operations Report

September 2019


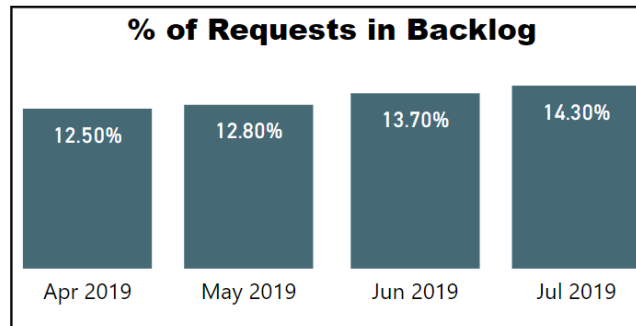



Highlights

- Update on operations report format



August 2019 Company Overview

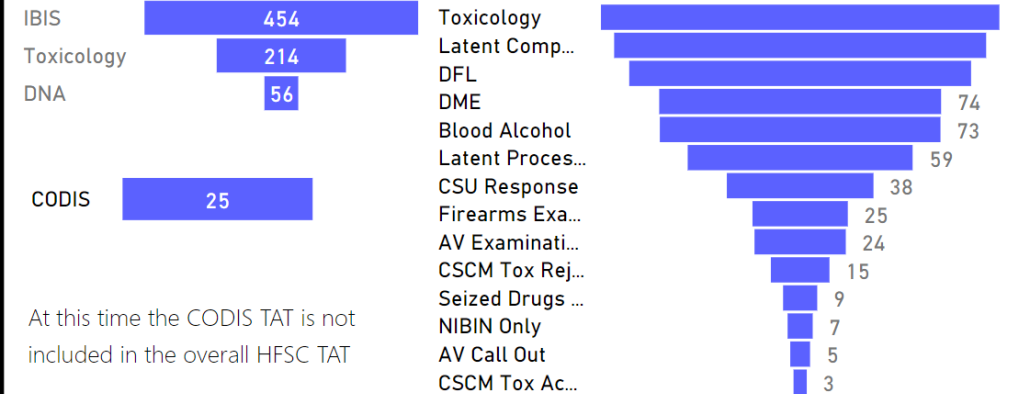


Data Captured on 8/31/2019

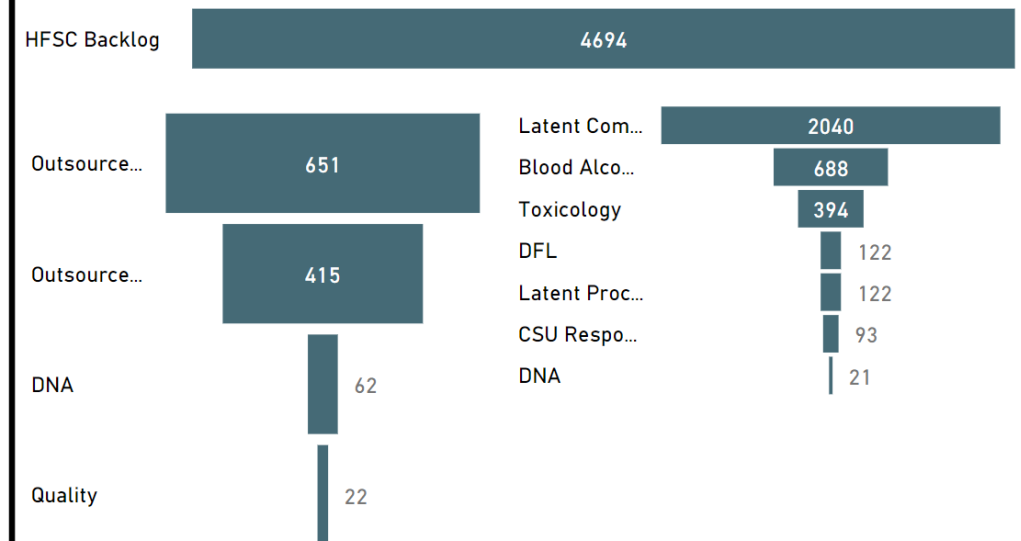
HFSC Request Turnaround Time



Section Request TAT (Past 30 Days)



HFSC Request Backlog



Section/Service Backlog Present if >15 requests are in the Backlog

Key for Dashboard Section Pages

Center of ring=total pending cases
Ring=breakdown of age for all pending cases

Type of testing

Report type

Service: Seized Drugs Examination
Priority Type: All

Pending work

of Unassi...
28✓
Goal: 100 (+72%)

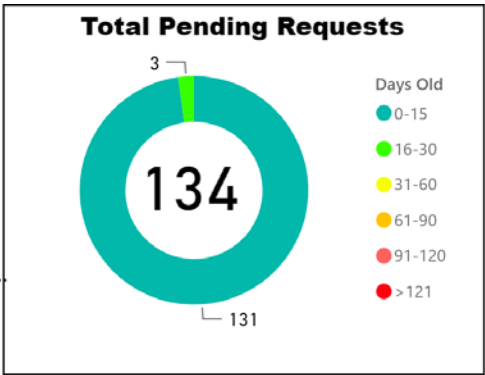
Pending Draft
24✓
Goal: 100 (+76%)

Pending Tech
55!
Goal: 50 (-10%)

Pending Admin
27✓
Goal: 50 (+46%)

Goal= Threshold for the max # of requests in each bucket

- 0 Justice Trax Past Critical Age
- NaN
- Avg Age of Requests >30 D...
- 24 Age-Oldest Unassigned
- 15 Age-Oldest Pending Draft
- 21 Age-Oldest Pending Tech
- 15 Age-Oldest Pending Admin



Overall TAT (Month to Date)

9.1✓
Goal: 14, 15

Overall TAT (Past 90 Days)

8.8✓
Goal: 14, 15

TAT by Phase of Work (MTD)



TAT by Phase of Work (Past 90 Days)



Pending quality reports

Open Quality Reports

Qualtrax ID	Workflow #	Age
48504		26
48533		26
48621		24
49147	2019-056	17

*Reports without a Workflow Id# are not included in the Avg Age

Quality TAT

9✓
Goal: 30, 31


Avg Age of Open Reports*

17


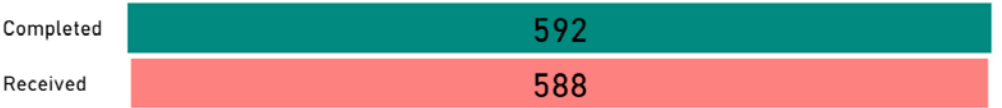
Average time to close quality reports

Quality Filter: Controlled Substances

Month to Date



30 Day Avg (Over Past 90 Days)



TAT= Turnaround Time MTD= Month to date Critical age=30 days Critical pending=requests open over 30 days

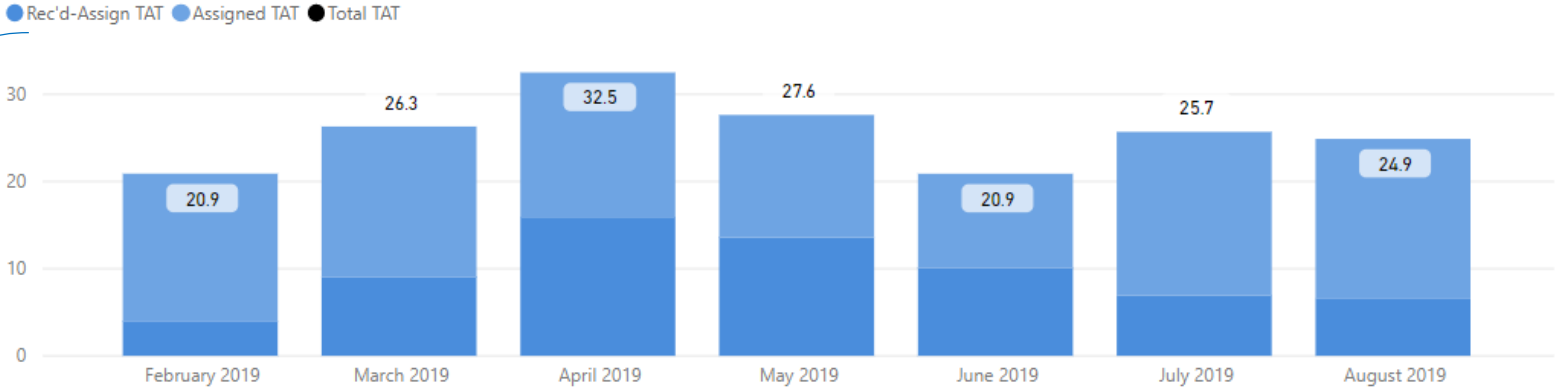
Key for Dashboard Historical Pages 1/2

Date Range

8/1/2018

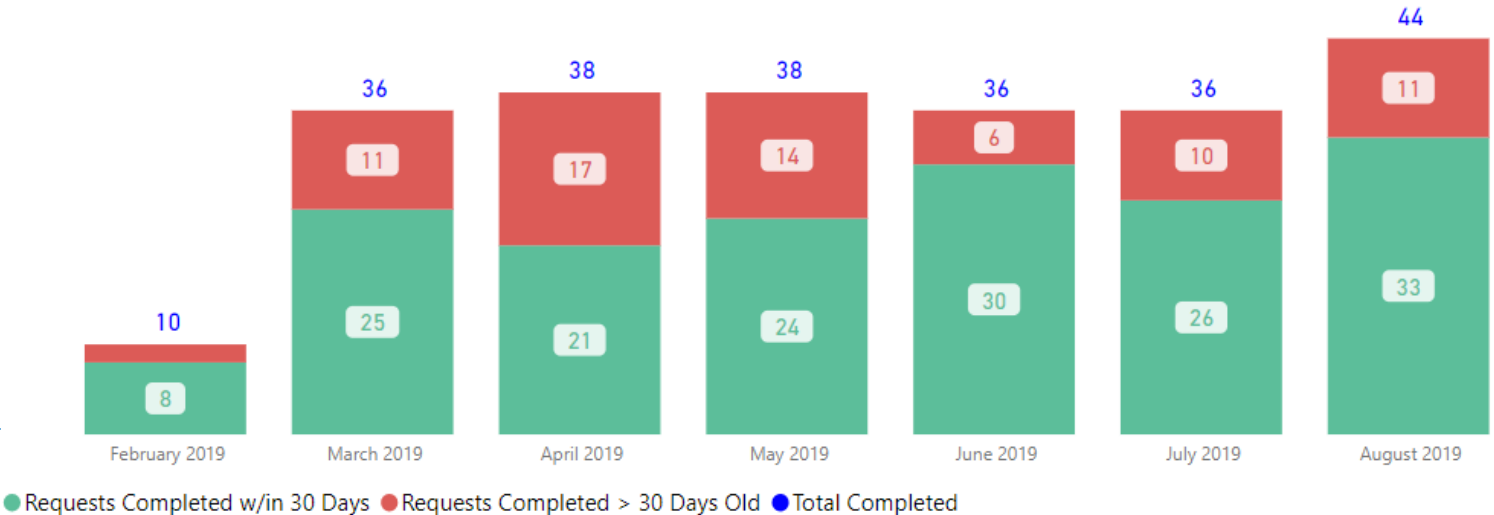
8/31/2019

Total TAT by Month



Data broken down by month

Requests Completed



Type of testing

Request Type

Firearms Examination

Priority Type

All

Report type

Selected Time Frame Averages

26.11

Total TAT (Rec'd-Compl.) Avg

16.08

Assigned TAT (Asgmt.-Compl.) Avg

Overall average for the selected date range

Received to Complete

238

Requests Completed


71

Requests Completed > 30 Days Old

29.83 %

% Completed > 30 Days Old

Requests more than 30 days old are considered to be backlogged requests



TAT= Turnaround Time

Key for Dashboard Historical Pages 2/2

Type of testing

Service

Priority Type

Seized Drugs Examination

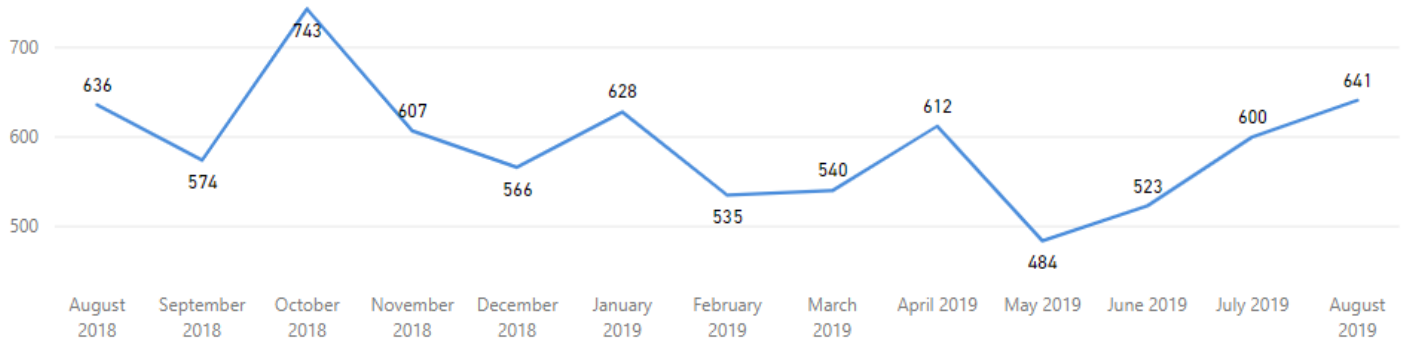
All

Report type

Received Filter

8/1/2018 8/31/2019

Received by Month



Total Received

7,689

Received per Month (Avg)*

591

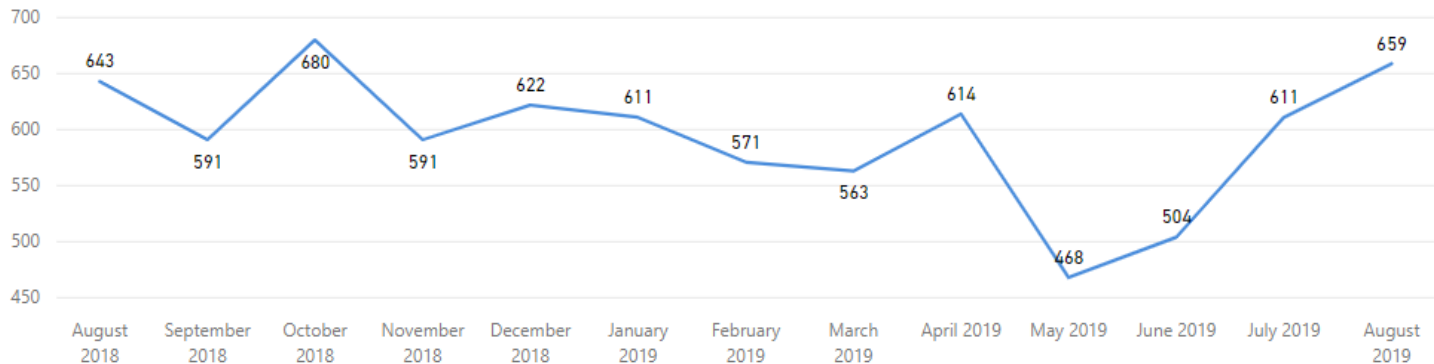
Overall Average for the selected date range

Data broken down by month

Completed Filter

8/1/2018 8/31/2019

Completed by Month



Total Completed


7,728

Completed per Month (Avg)*

594


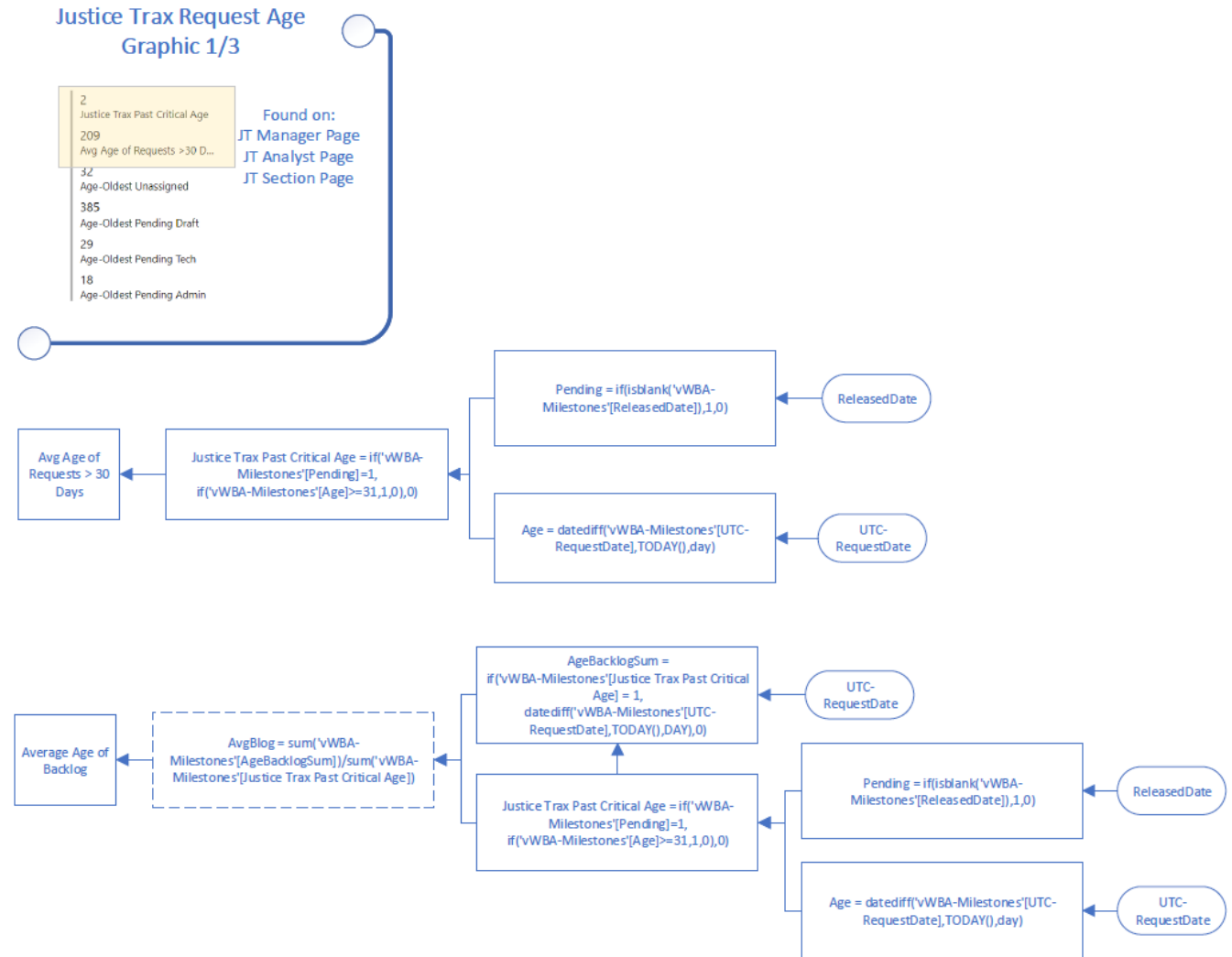
Overall Average for the selected date range

* months with zero activity are not calculated into the average




Dashboard Data

- All data comes from LIMS and Qualtrax
- Managers on the dashboard team validated LIMS data
- Data maps document calculations (user manual documentation)




Crime Scene and Multimedia

September 13, 2019



Crime Scene Unit

- Crime Scene Unit has been challenged with SOP, personnel and schedule changes in recent months:
 - Revised SOP went into effect Sept. 1, 2019
- Current and upcoming staffing changes and vacancies:
 - CSU implemented an emergency shift schedule effective Sept. 7, 2019



Detail data

(HFSC Dashboard data collected on 8/31/19)



Key for Dashboard Section Pages

Center of ring=total pending cases
Ring=breakdown of age for all pending cases

Report type

Service: Seized Drugs Examination
Priority Type: All

Pending work

of Unassi...
28✓
Goal: 100 (+72%)

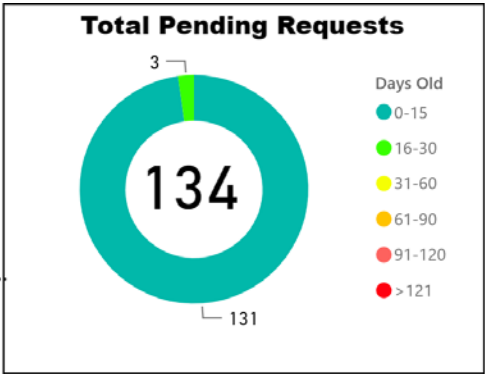
Pending Draft
24✓
Goal: 100 (+76%)

Pending Tech
55!
Goal: 50 (-10%)

Pending Admin
27✓
Goal: 50 (+46%)

Goal= Threshold for the max # of requests in each bucket

- 0 Justice Trax Past Critical Age
- NaN Avg Age of Requests >30 D...
- 24 Age-Oldest Unassigned
- 15 Age-Oldest Pending Draft
- 21 Age-Oldest Pending Tech
- 15 Age-Oldest Pending Admin



Overall TAT (Month to Date)

9.1✓
Goal: 14, 15

Overall TAT (Past 90 Days)

8.8✓
Goal: 14, 15

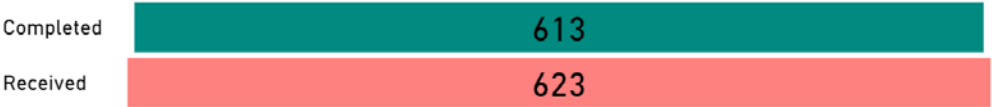
TAT by Phase of Work (MTD)



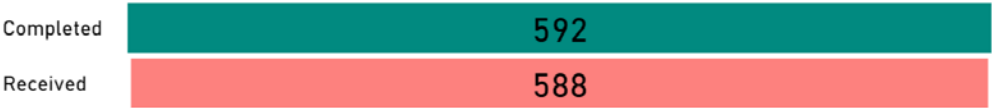
TAT by Phase of Work (Past 90 Days)



Month to Date



30 Day Avg (Over Past 90 Days)



Pending quality reports

Open Quality Reports

Qualtrax ID	Workflow #	Age
48504		26
48533		26
48621		24
49147	2019-056	17

*Reports without a Workflow Id# are not included in the Avg Age

Quality TAT


9✓
Goal: 30, 31

Avg Age of Open Reports*

17

Average time to close quality reports

Quality Filter: Controlled Substances



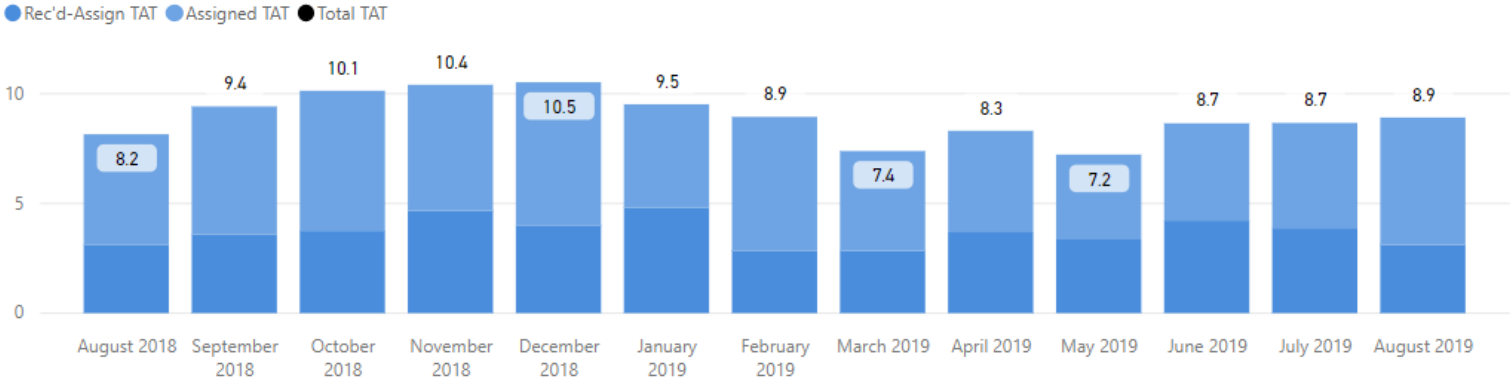
TAT= Turnaround Time MTD= Month to date Critical age=30 days Critical pending=requests open over 30 days

Key for Dashboard Historical Pages 1/2

Date Range

8/1/2018 8/31/2019

Total TAT by Month



Request Type

Seized Drugs Examination

Priority Type

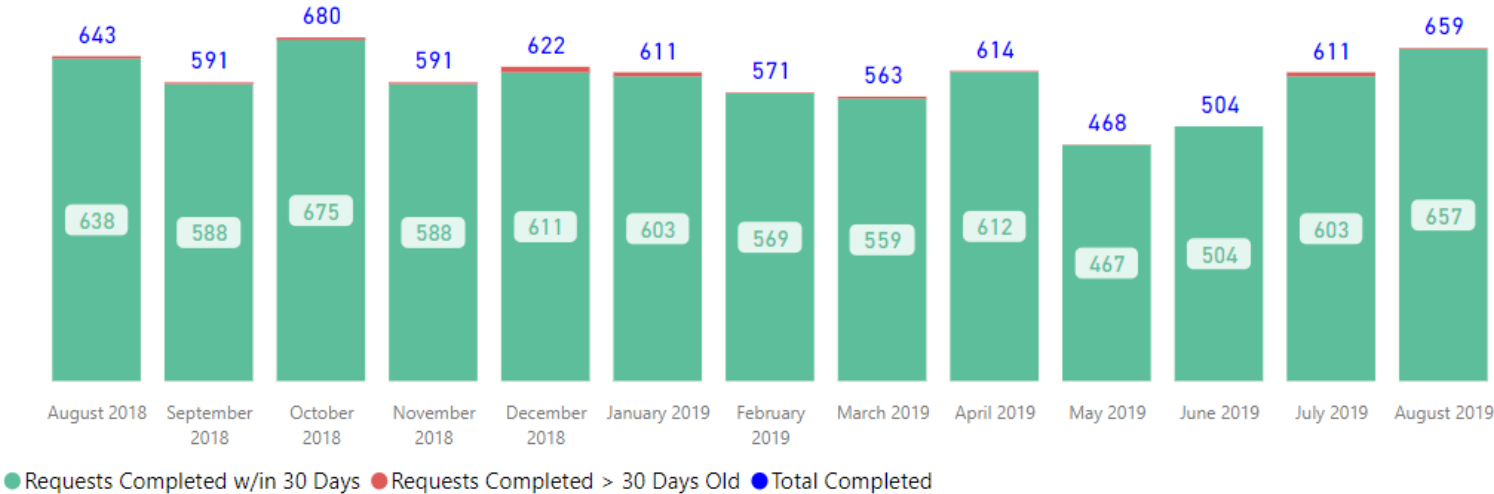
All

Selected Time Frame Averages

8.99
Total TAT (Rec'd-Compl.) Avg

5.31
Assigned TAT (Asgmt.-Compl.) Avg

Requests Completed




Received to Complete

7728
Requests Completed

54
Requests Completed > 30 Days Old

0.70 %
% Completed > 30 Days Old

Requests more than 30 days old are considered to be backlogged requests



Key for Dashboard Historical Pages 2/2

Service

Seized Drugs Examination

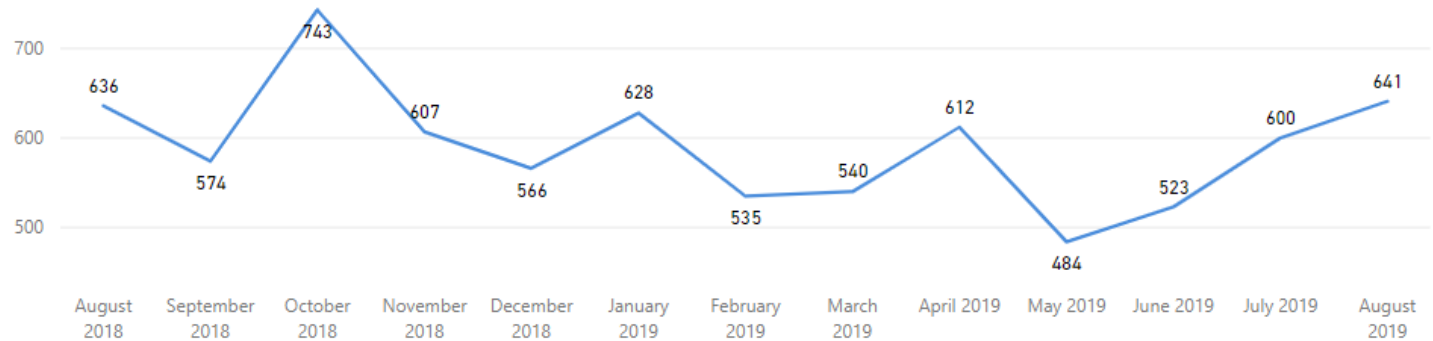
Priority Type

All

Received Filter

8/1/20188/31/2019

Received by Month



Total Received

7,689

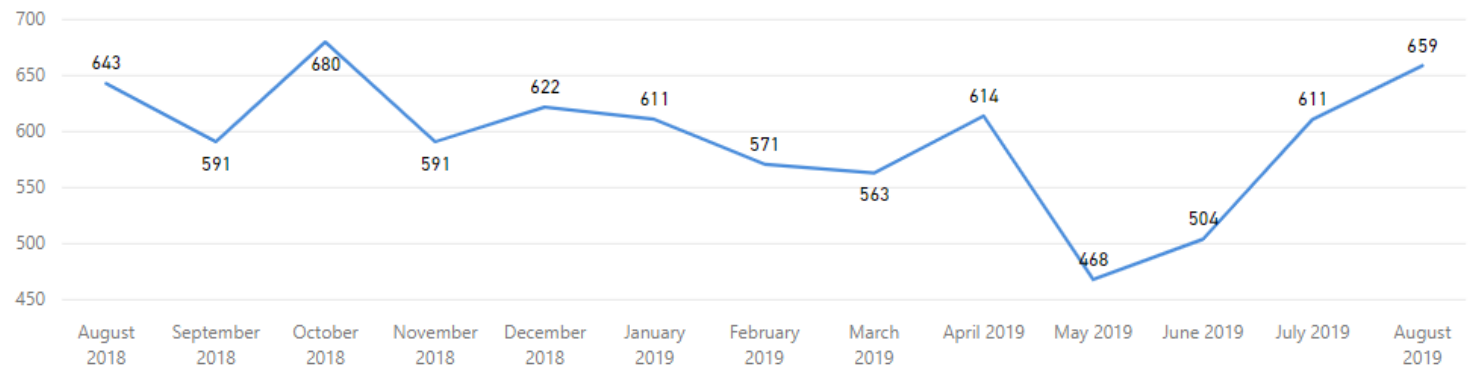
Received per Month (Avg)*

591

Completed Filter

8/1/20188/31/2019

Completed by Month




Total Completed

7,728


Completed per Month (Avg)*

594

* months with zero activity are not calculated into the average




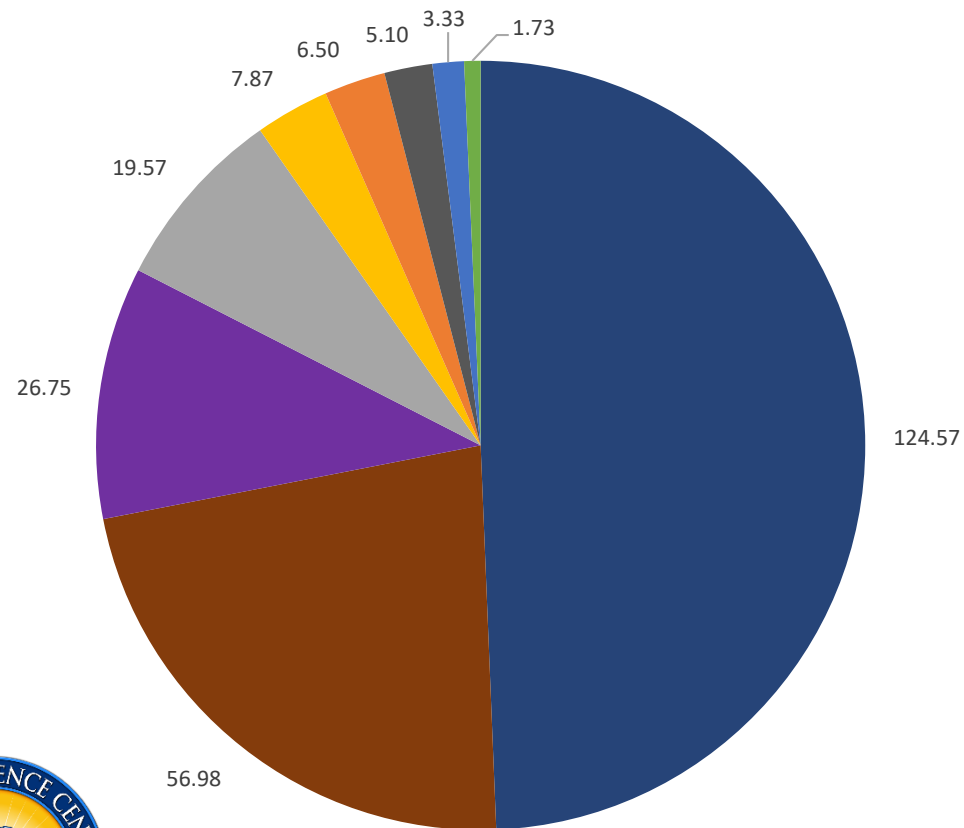
Client Services and Case Management (CS/CM)



CS/CM – August

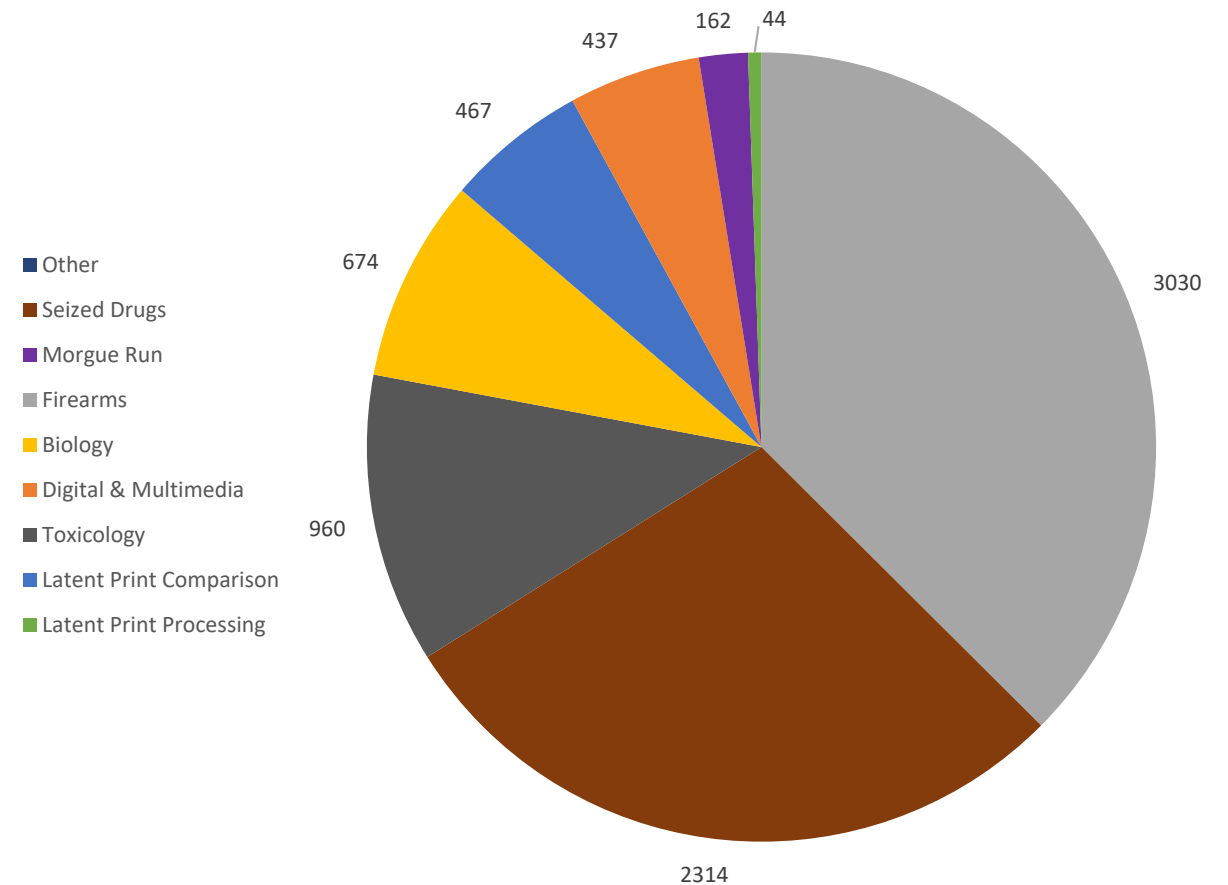
Total Time by Section (Hours)

See Time Categories by Section slide for breakdown



Evidence Handling


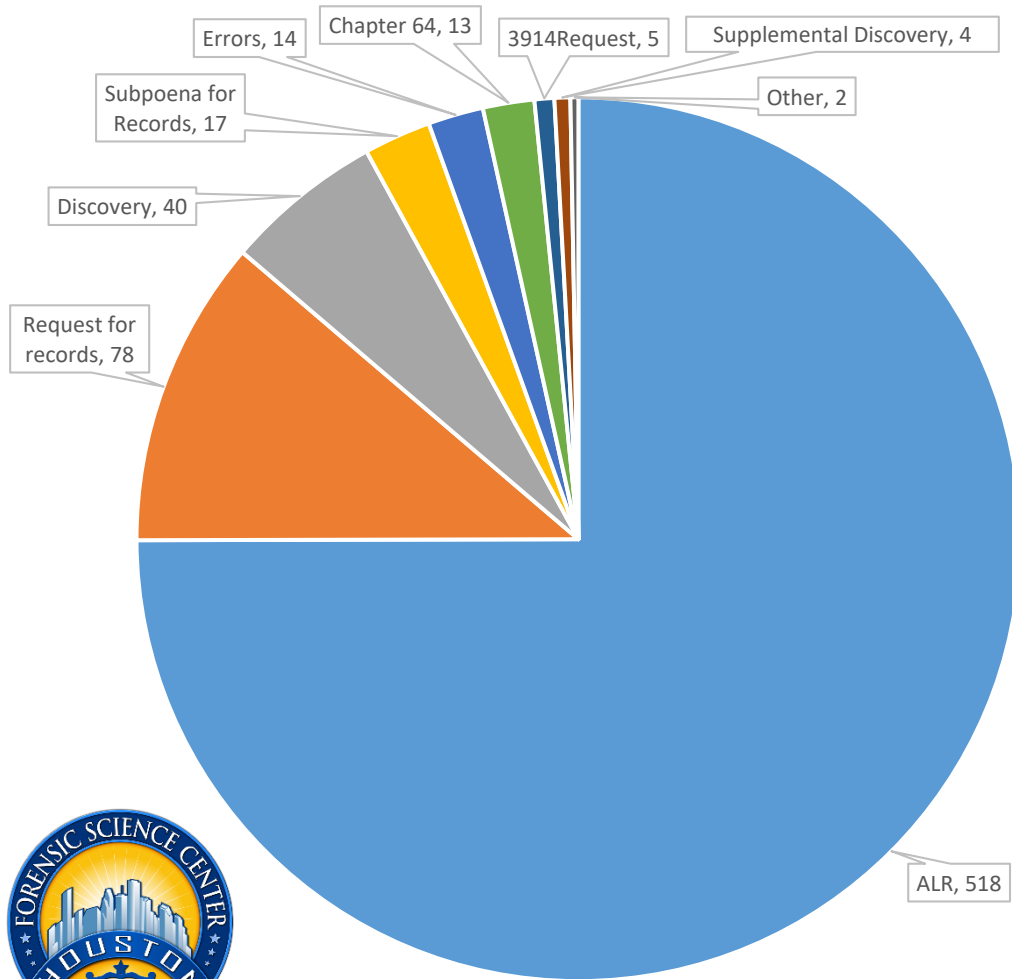
Total Items by Section



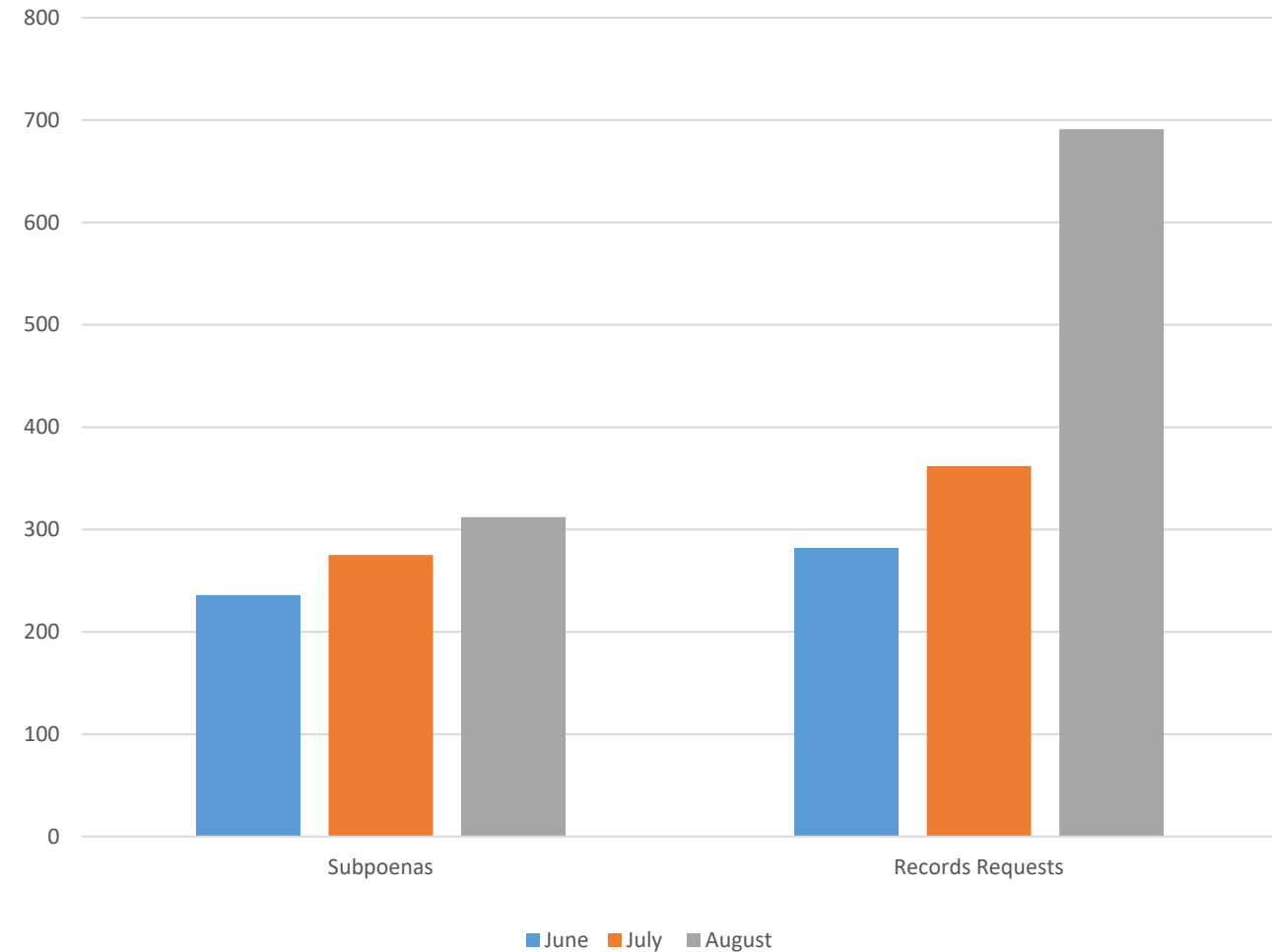
CS/CM – August

Administrative

Requests by Type

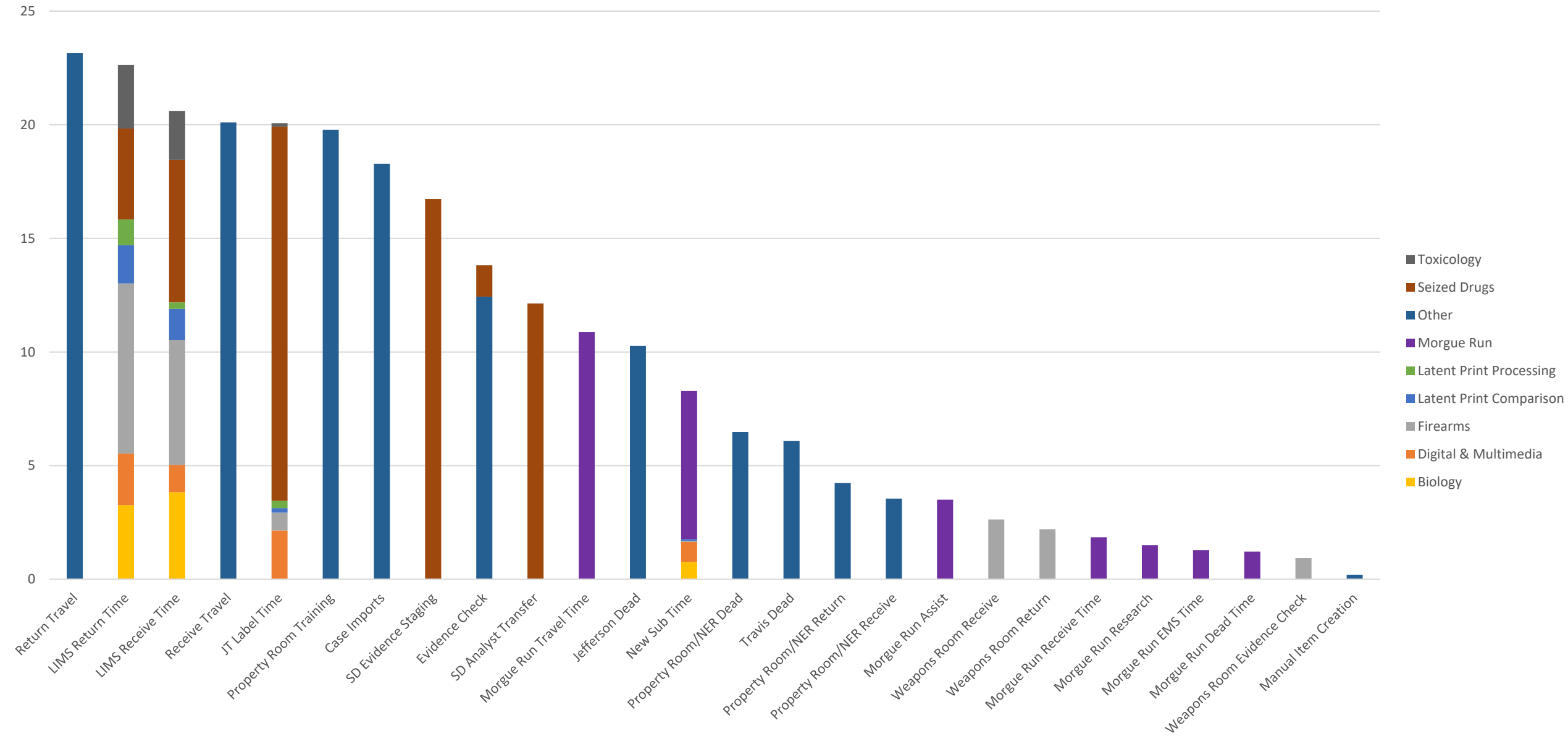


Subpoenas & Record Requests



Time Categories - August

Evidence Handling



Service

CSCM Tox Accession

Priority Type

All

of Unassigned

15✓

Goal: 150 (+90%)

Pending Draft

0✓

Goal: 3 (+100%)

Pending Admin

10✓

Goal: 60 (+83.33%)

Goal= Threshold for the max # of requests in each bucket

0

Justice Trax Past Critical Age

NaN

Avg Age of Requests >30 D...

3

Age-Oldest Unassigned

0

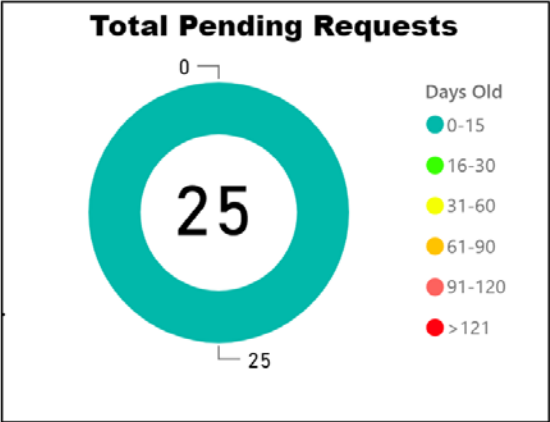
Age-Oldest Pending Draft

5

Age-Oldest Pending Tech

0

Age-Oldest Pending Admin



Overall TAT (Month to Date)

3.4✓

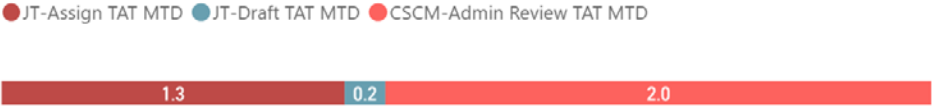
Goal: 5, 10

Overall TAT (Past 90 Days)

4.2✓

Goal: 5, 10

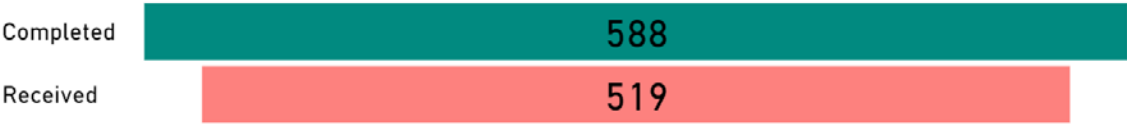
TAT by Phase of Work (MTD)



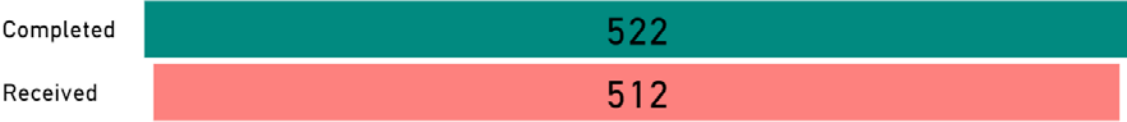
TAT by Phase of Work (Past 90 Days)



Month to Date



30 Day Avg (Over Past 90 Days)



Open Quality Reports

Qualtrax ID	Workflow #	Age
50170	2019-063	5

*Reports without a Workflow Id# are not included in the Avg Age

Quality TAT

18✓


Goal: 30, 31


Avg Age of Open Reports*

5

Quality Filter

Client Services/Case Manage...





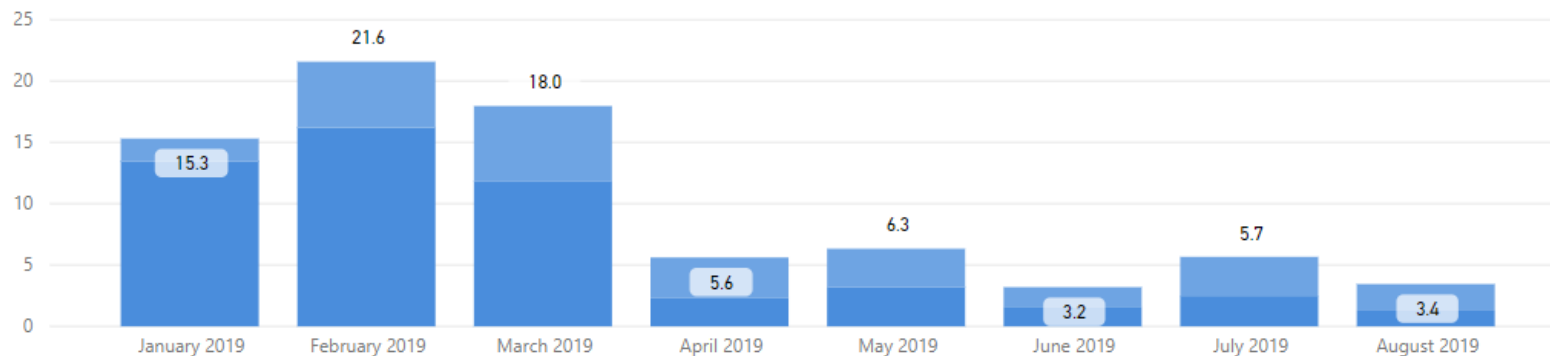
Date Range

8/1/2018

8/31/2019

Total TAT by Month

● Rec'd-Assign TAT ● Assigned TAT ● Total TAT



Request Type

CSCM Tox Accession

Priority Type

All

Selected Time Frame Averages

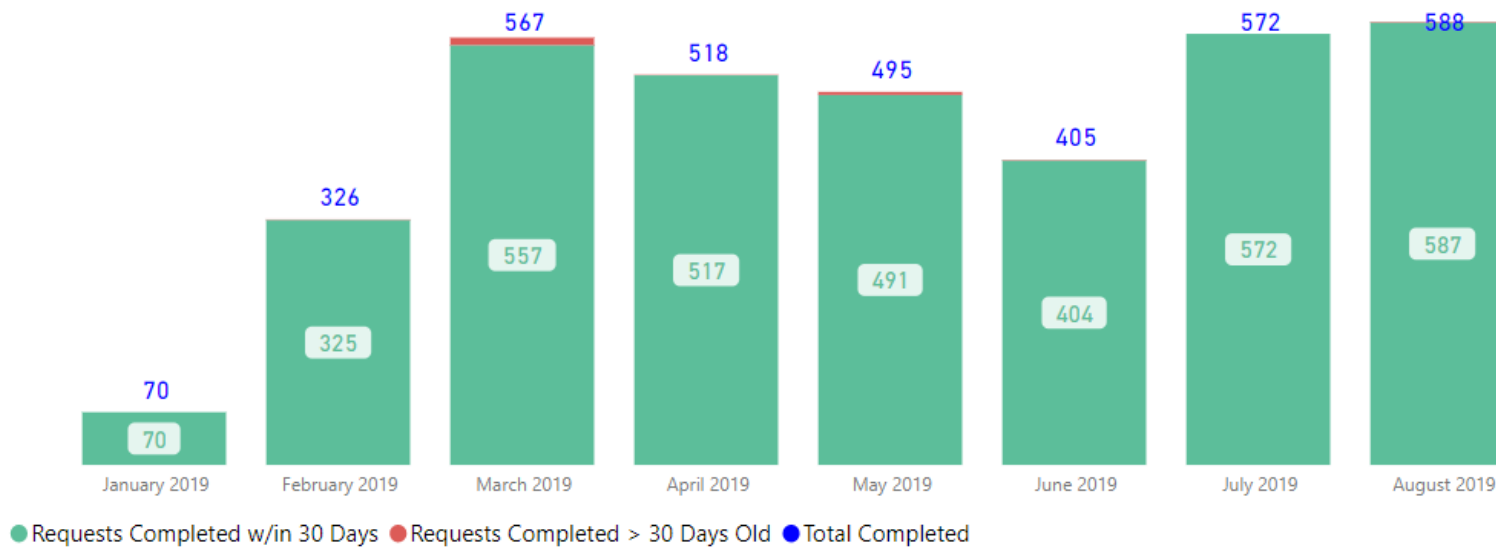
8.73

Total TAT (Rec'd-Compl.) Avg

3.50

Assigned TAT (Asgmt.-Compl.) Avg

Requests Completed



Received to Complete

3541

Requests Completed

18

Requests Completed > 30 Days Old

0.51 %

% Completed > 30 Days Old

Requests more than 30 days old are considered to be backlogged requests

Service

CSCM Tox Accession

Priority Type

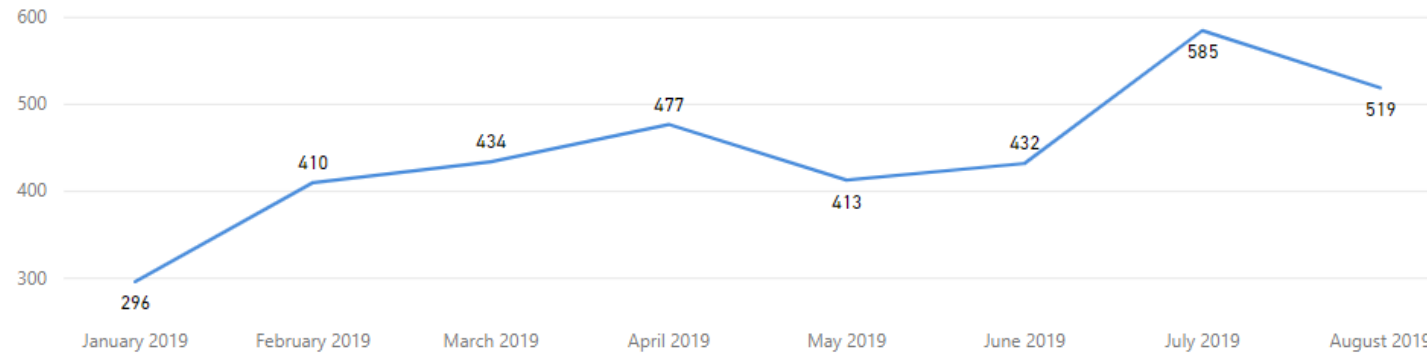
All

Received Filter

8/1/2018

8/31/2019

Received by Month



Total Received

3,566

Received per Month (Avg)*

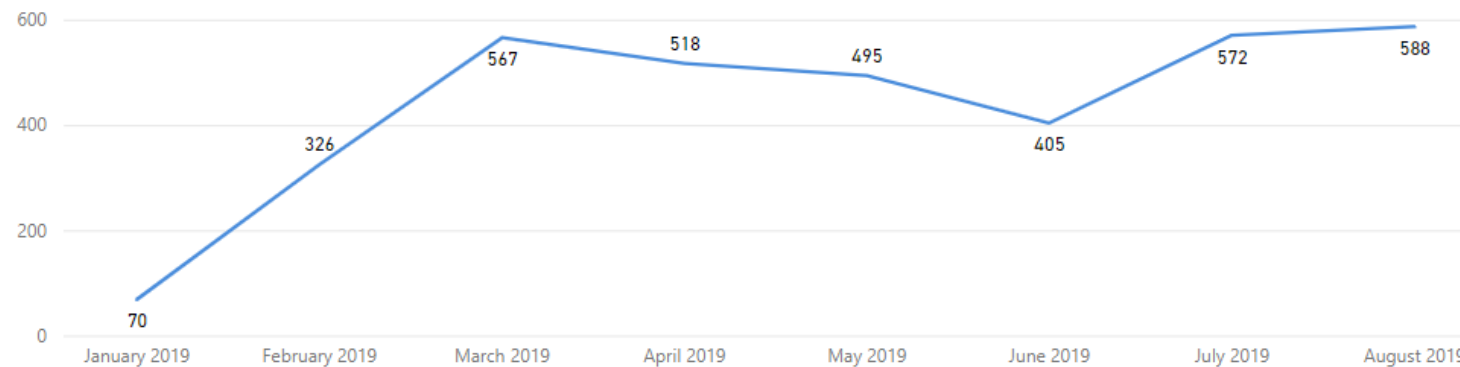
446

Completed Filter

8/1/2018

8/31/2019

Completed by Month




Total Completed

3,541

Completed per Month (Avg)*

443

* months with zero activity are not calculated into the average



Service

CSCM Tox Rejection

Priority Type

All

of Unassi...  ...

Pending Draft

0✓

Goal: 3 (+100%)

0✓

Goal: 5 (+100%)

Pending Admin

1✓

Goal: 10 (+90%)

Goal= Threshold for the max # of requests in each bucket

0

Justice Trax Past Critical Age

NaN

Avg Age of Requests > 30 D...

0

Age-Oldest Unassigned

0

Age-Oldest Pending Draft

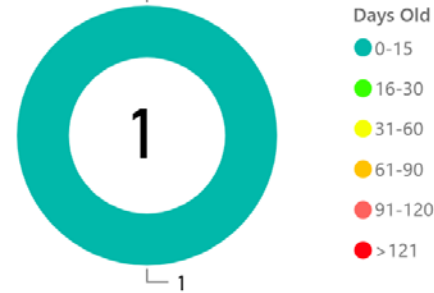
1

Age-Oldest Pending Tech

0

Age-Oldest Pending Admin

Total Pending Requests

Overall TAT
(Month to Date)

15.3!

Goal: 5, 10

Overall TAT
(Past 90 Days)

8.0•

Goal: 5, 10

TAT by Phase of Work (MTD)

● JT-Assign TAT MTD ● JT-Draft TAT MTD ● CSCM-Admin Review TAT MTD



TAT by Phase of Work (Past 90 Days)



Month to Date

Completed

10

Received

10

30 Day Avg (Over Past 90 Days)

Completed

10

Received

10

Open Quality Reports

Qualtrax ID

Workflow #

Age

50170 2019-063

5

Quality TAT

18✓

Goal: 30, 31

Avg Age of Open


Reports*

5

Quality Filter

Client Services/Case Manage...

*Reports without a Workflow Id# are not included in the Avg Age

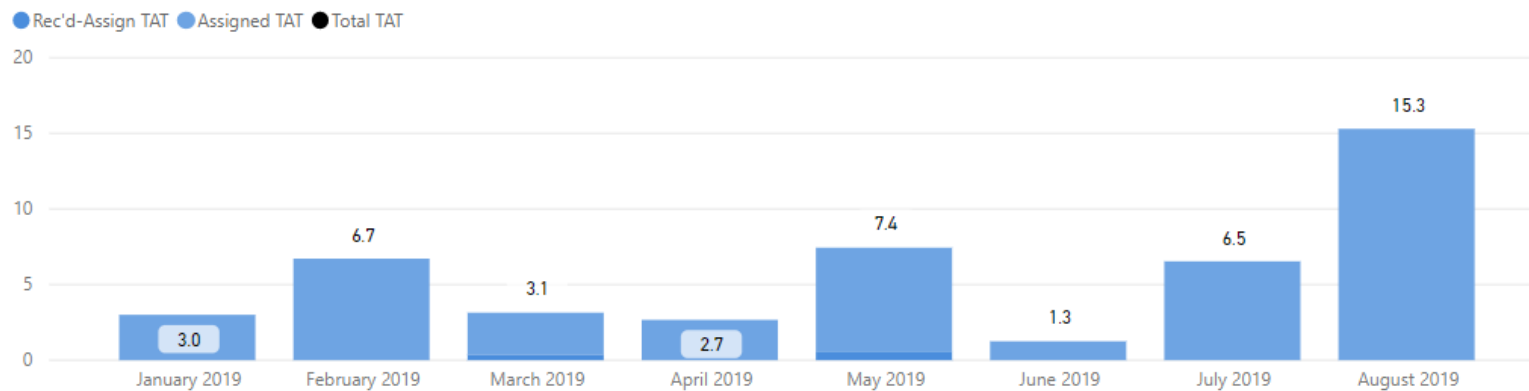


Date Range

8/1/2018

8/31/2019

Total TAT by Month



Request Type

CSCM Tox Rejection

Priority Type

All

Selected Time Frame Averages

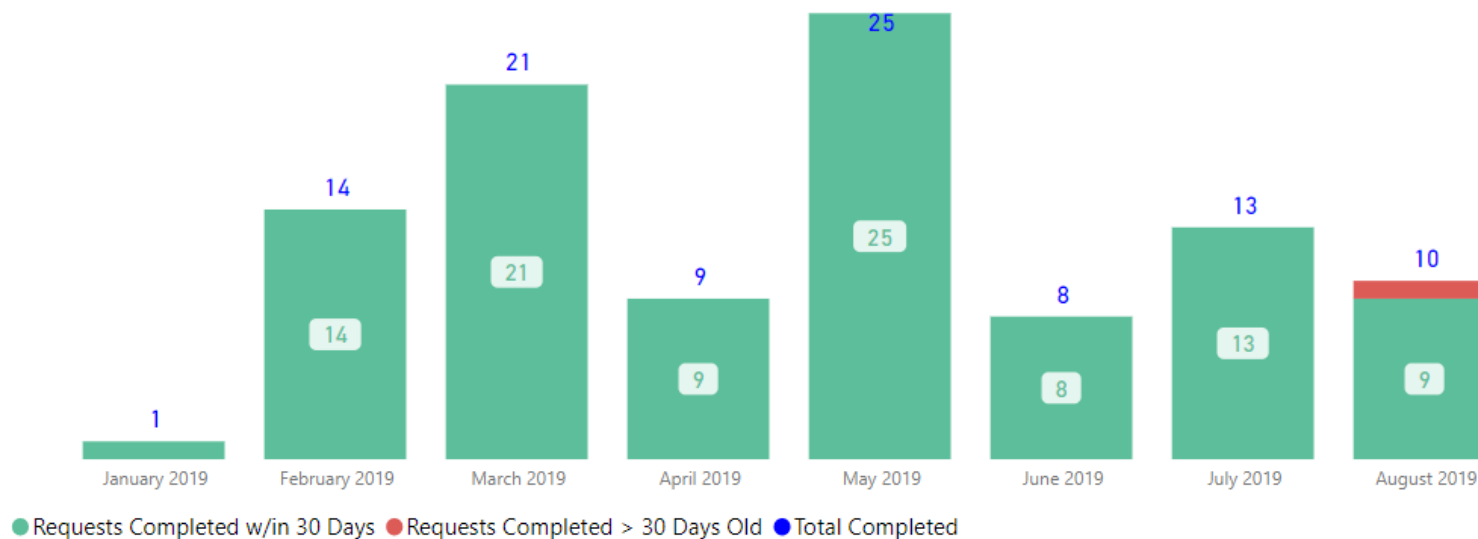
6.15

Total TAT (Rec'd-Compl.) Avg

5.94

Assigned TAT (Asgmt.-Compl.) Avg

Requests Completed



Received to Complete

101

Requests Completed

1

Requests Completed > 30 Days Old

0.99 %

% Completed > 30 Days Old

Requests more than 30 days old are considered to be backlogged requests



Service

CSCM Tox Rejection

Priority Type

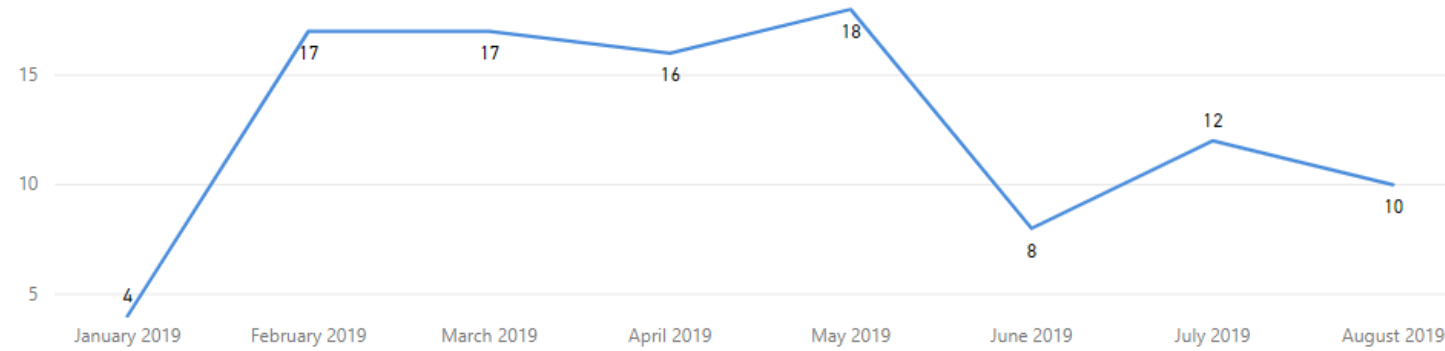
All

Received Filter

8/1/2018

8/31/2019

Received by Month



Total Received

102

Received per Month (Avg)*

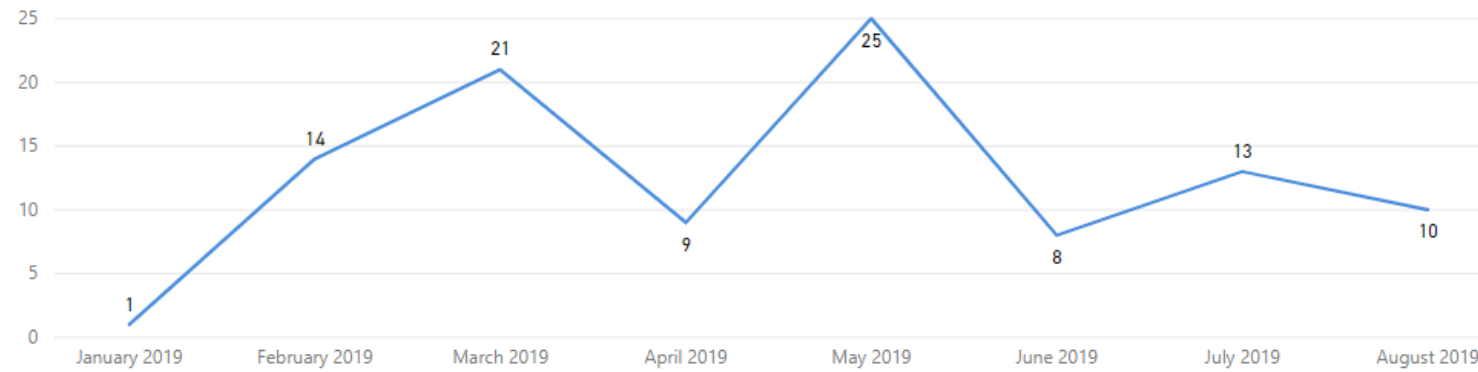
13

Completed Filter

8/1/2018

8/31/2019

Completed by Month




Total Completed

101


Completed per Month (Avg)*

13

* months with zero activity are not calculated into the average



Seized Drugs



Service
Priority Type

Seized Drugs Examination
All

of Unassi...

Pending Draft

28✓

Goal: 100 (+72%)

24✓

Goal: 100 (+76%)

Pending Tech

55!

Goal: 50 (-10%)

Pending Admin

27✓

Goal: 50 (+46%)

Goal= Threshold for the max # of requests in each bucket

0

Justice Trax Past Critical Age

NaN

Avg Age of Requests >30 D..

24

Age-Oldest Unassigned

15

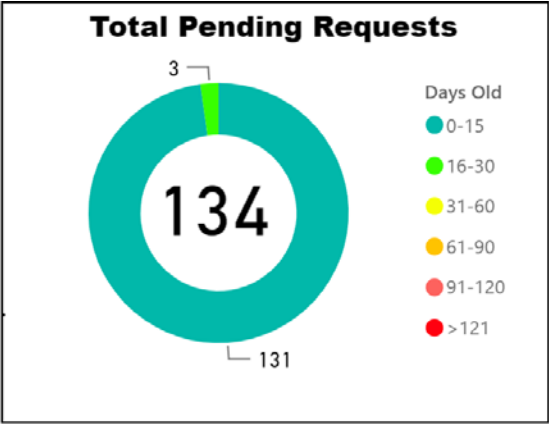
Age-Oldest Pending Draft

21

Age-Oldest Pending Tech

15

Age-Oldest Pending Admin



Overall TAT (Month to Date)

9.1✓

Goal: 14, 15

Overall TAT (Past 90 Days)

8.8✓

Goal: 14, 15

TAT by Phase of Work (MTD)



TAT by Phase of Work (Past 90 Days)



Open Quality Reports

Qualtrax ID	Workflow #	Age
48504		26
48533		26
48621		24
49147	2019-056	17

*Reports without a Workflow Id# are not included in the Avg Age

Quality TAT

9✓

Goal: 30, 31

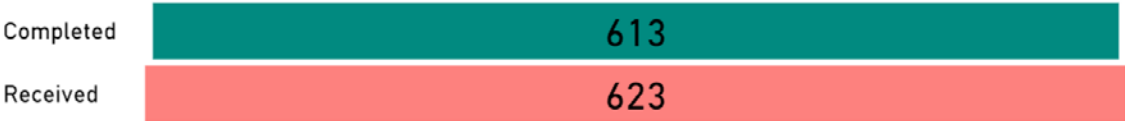
Avg Age of Open Reports*

17


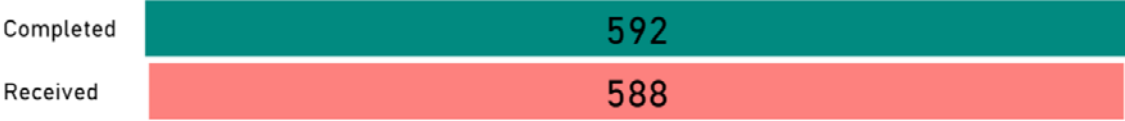
Quality Filter

Controlled Substances

Month to Date



30 Day Avg (Over Past 90 Days)

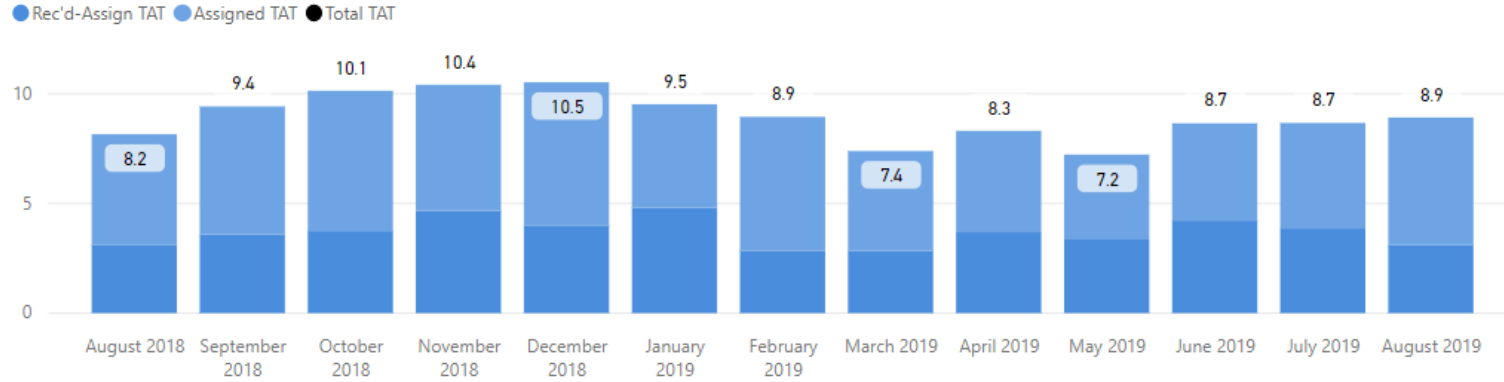


Date Range

8/1/2018

8/31/2019

Total TAT by Month



Request Type

Seized Drugs Examination

Priority Type

All

Selected Time Frame Averages

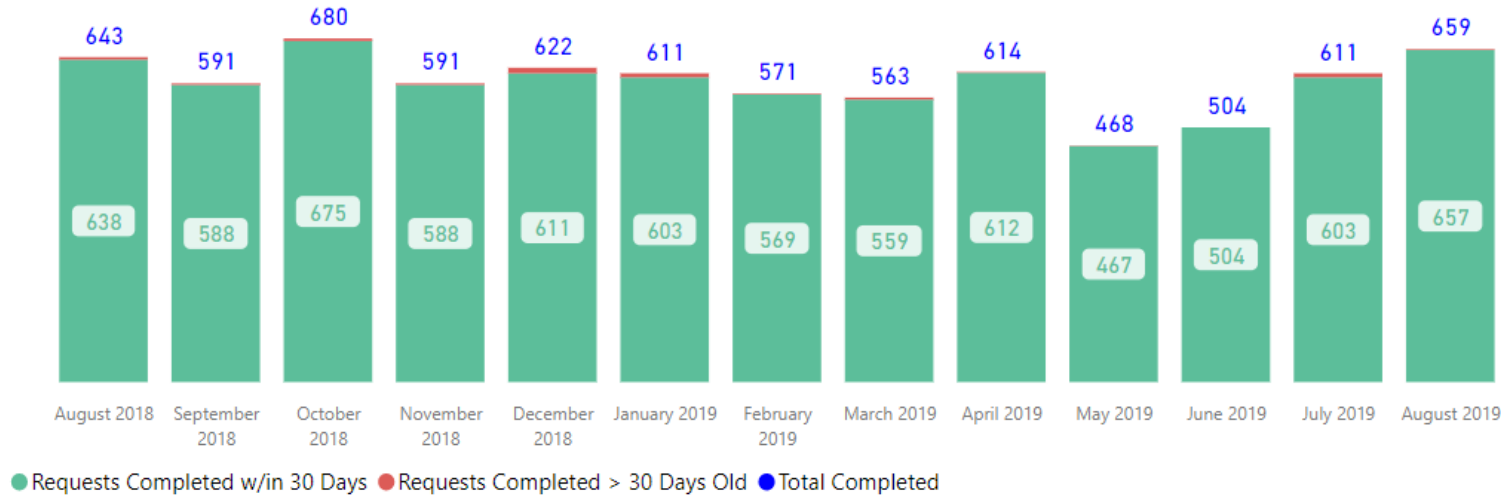
8.99

Total TAT (Rec'd-Compl.) Avg

5.31

Assigned TAT (Asgmt.-Compl.) Avg

Requests Completed



Received to Complete

7728

Requests Completed


54

Requests Completed > 30 Days Old

0.70 %

% Completed > 30 Days Old

Requests more than 30 days old are considered to be backlogged requests



Service

Seized Drugs Examination

Priority Type

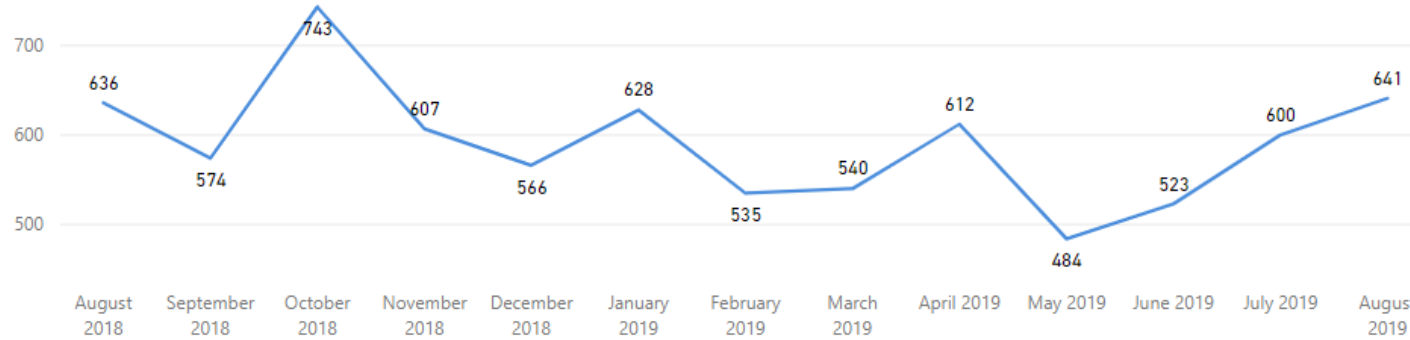
All

Received Filter

8/1/2018

8/31/2019

Received by Month



Total Received

7,689

Received per Month (Avg)*

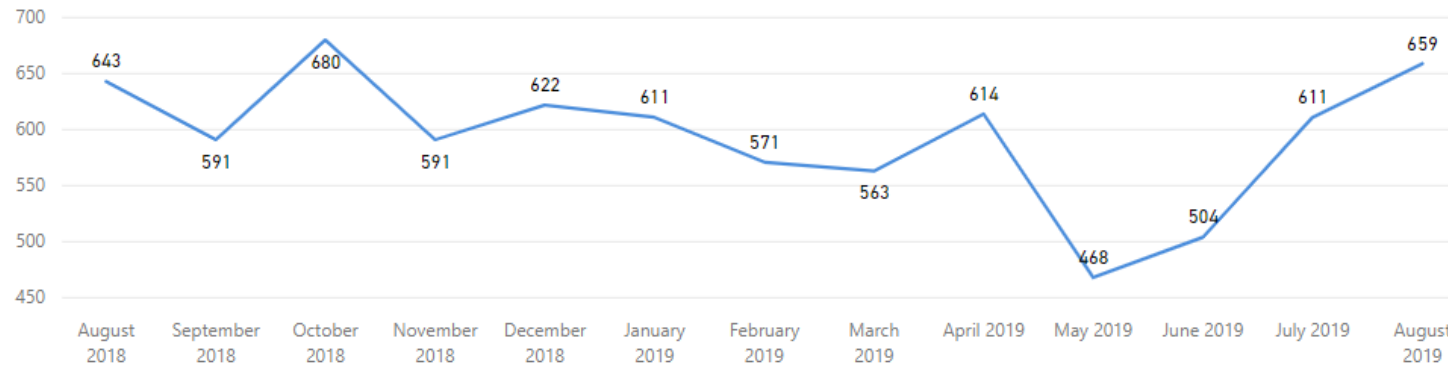
591

Completed Filter

8/1/2018

8/31/2019

Completed by Month




Total Completed

7,728

Completed per Month (Avg)*

594

* months with zero activity are not calculated into the average



Toxicology



Service
Priority Type

Blood Alcohol
All

of Unassi...

Pending Draft

25✓

Goal: 50 (+50%)

963!

Goal: 120 (-702.5%)

Pending Tech

Pending Admin

0✓

Goal: 90 (+100%)

209!

Goal: 90 (-132.22%)

Goal= Threshold for the max # of requests in each bucket

688

Justice Trax Past Critical Age

51

Avg Age of Requests >30 D...

19

Age-Oldest Unassigned

67

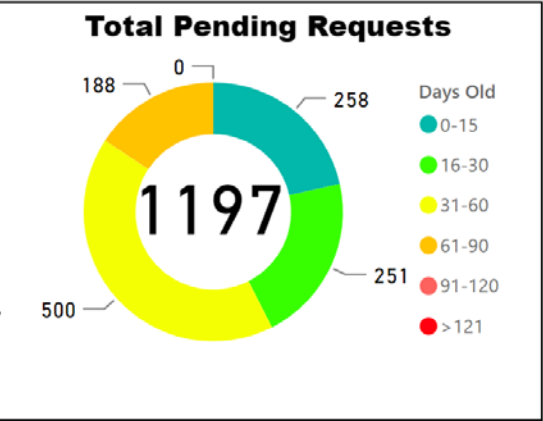
Age-Oldest Pending Draft

0

Age-Oldest Pending Tech

75

Age-Oldest Pending Admin



Overall TAT
(Month to Date)

73.3!

Goal: 30, 31

Overall TAT
(Past 90 Days)

70.8!

Goal: 30, 31

TAT by Phase of Work (MTD)



TAT by Phase of Work (Past 90 Days)



Open Quality Reports

Qualtrax ID	Workflow #	Age
47027		52
49323	2019-058	17
50078	2019-062	6

*Reports without a Workflow Id# are not included in the Avg Age

Quality TAT

13✓


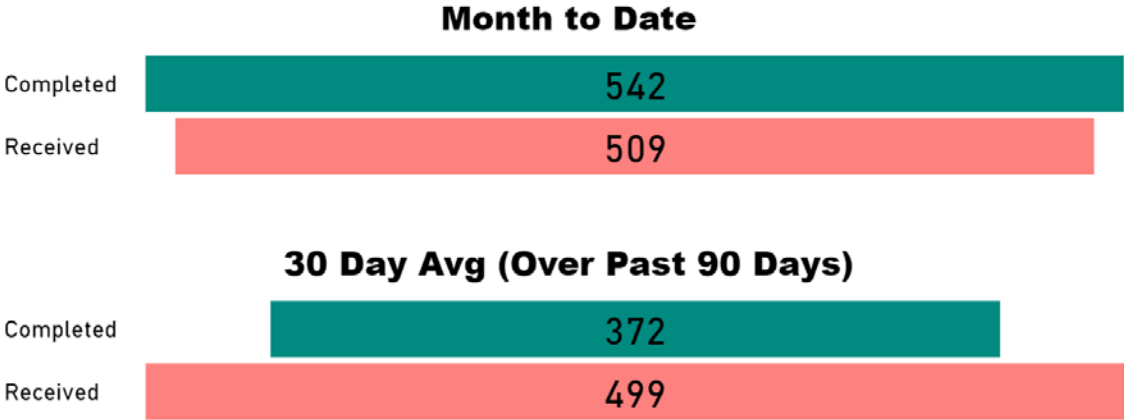
Goal: 30, 31

Avg Age of Open Reports*

12

Quality Filter

Toxicology

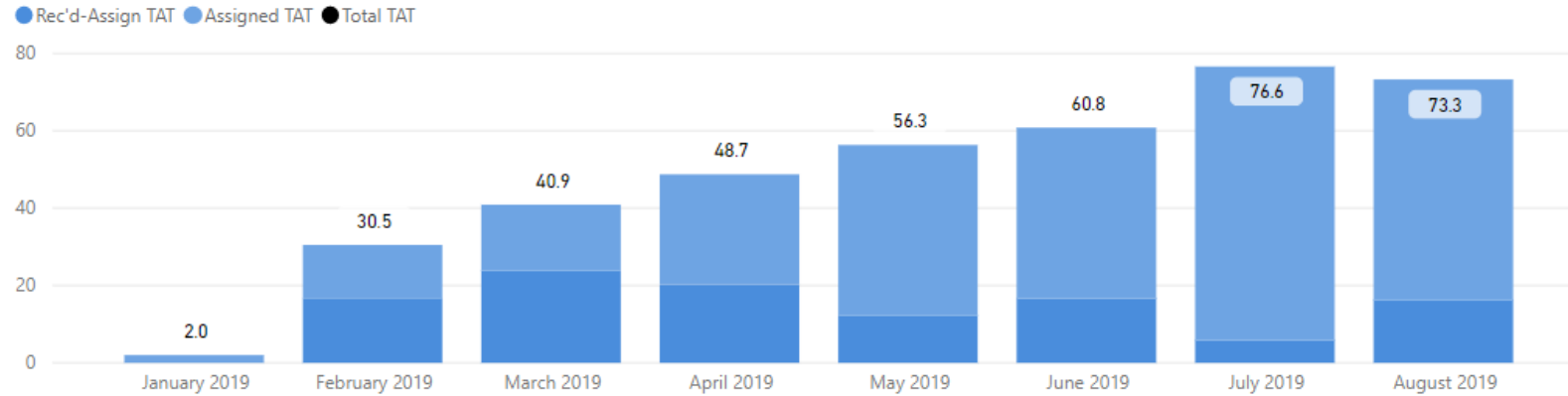


Date Range

8/1/2018

8/31/2019

Total TAT by Month



Request Type

Blood Alcohol

Priority Type

All

Selected Time Frame Averages

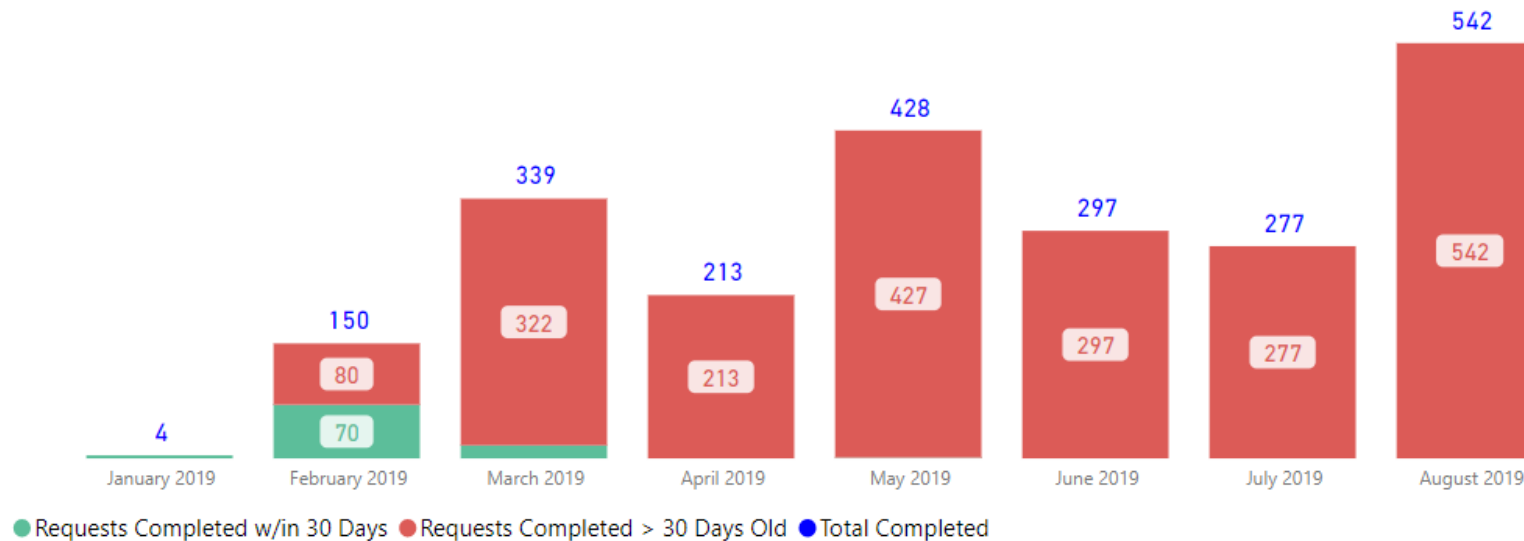
58.64

Total TAT (Rec'd-Compl.) Avg

42.90

Assigned TAT (Asgmt.-Compl.) Avg

Requests Completed



Received to Complete

2250

Requests Completed


2158

Requests Completed > 30 Days Old

95.91 %

% Completed > 30 Days Old

Requests more than 30 days old are considered to be backlogged requests



Service

Blood Alcohol

Priority Type

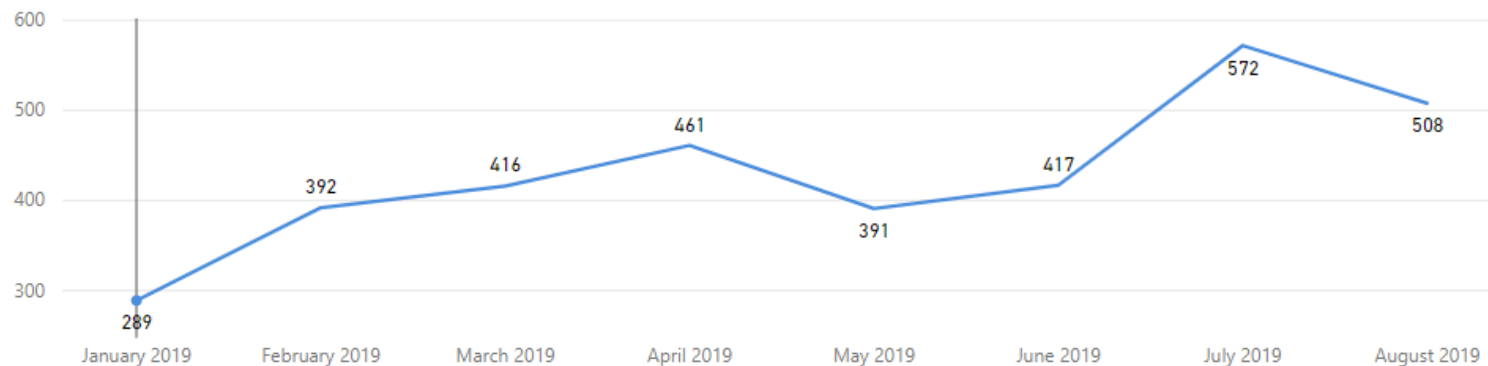
All

Received Filter

8/1/2018

8/31/2019

Received by Month



Total Received

3,446

Received per Month (Avg)*

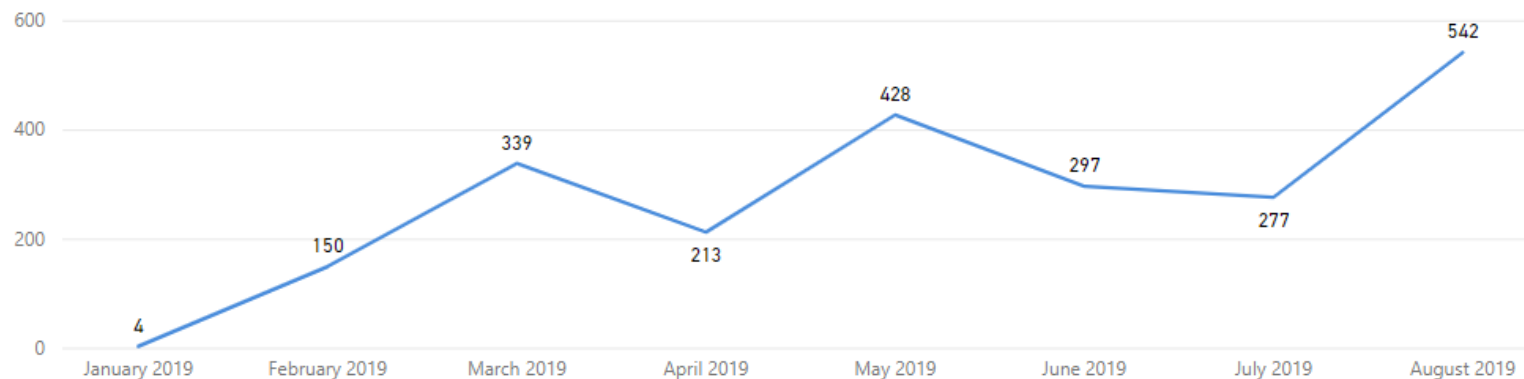
431

Completed Filter

8/1/2018

8/31/2019

Completed by Month



Total Completed

2,250

Completed per Month (Avg)*

281

* months with zero activity are not calculated into the average



Service

Toxicology

▼

Priority Type

All

▼

of Unassigned

1✓

Goal: 120 (+99.17%)

Pending Draft

445!

Goal: 30 (-1383.33%)

Pending Tech

0✓

Goal: 30 (+100%)

Pending Admin

158!

Goal: 30 (-426.67%)

Goal= Threshold for the max # of requests in each bucket

394

Justice Trax Past Critical Age

89

Avg Age of Requests >30 D...

3

Age-Oldest Unassigned

129

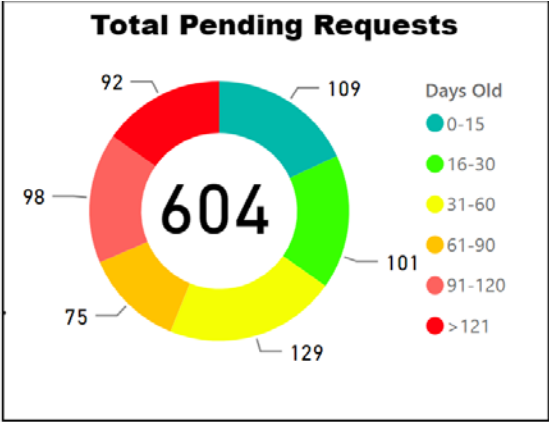
Age-Oldest Pending Draft

0

Age-Oldest Pending Tech

175

Age-Oldest Pending Admin



Overall TAT (Month to Date)

104.0!

Goal: 90, 91

Overall TAT (Past 90 Days)

94.0!

Goal: 90, 91


TAT by Phase of Work (MTD)



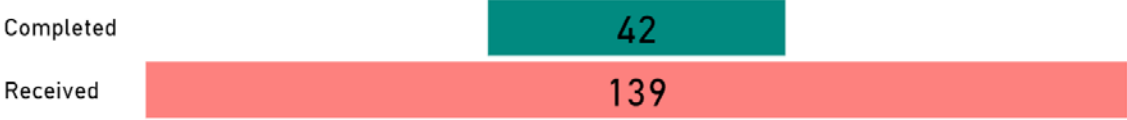
TAT by Phase of Work (Past 90 Days)



Month to Date



30 Day Avg (Over Past 90 Days)



Open Quality Reports

Qualtrax ID	Workflow #	Age
47027		52
49323	2019-058	17
50078	2019-062	6

*Reports without a Workflow Id# are not included in the Avg Age

Quality TAT

13✓

Goal: 30, 31


Avg Age of Open Reports*

12

Quality Filter

Toxicology

▼



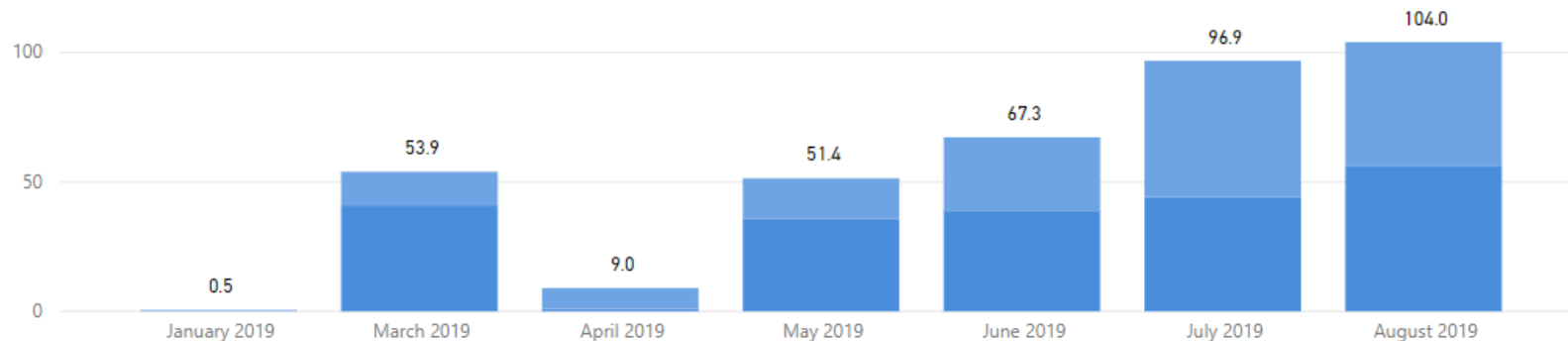
Date Range

8/1/2018

8/31/2019

Total TAT by Month

● Rec'd-Assign TAT ● Assigned TAT ● Total TAT



Request Type

Toxicology

Priority Type

All

Selected Time Frame Averages

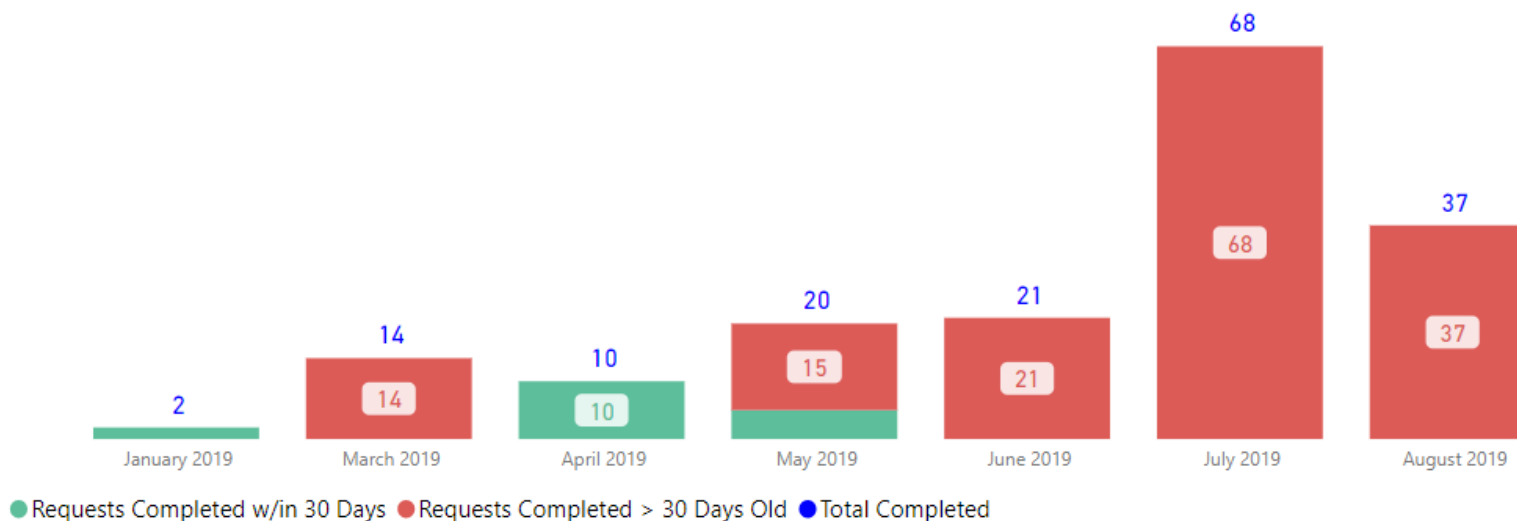
79.78

Total TAT (Rec'd-Compl.) Avg

38.00

Assigned TAT (Asgmt.-Compl.) Avg

Requests Completed



Received to Complete

172

Requests Completed


155

Requests Completed > 30 Days Old

90.12 %

% Completed > 30 Days Old

Requests more than 30 days old are considered to be backlogged requests



Service

Toxicology

Priority Type

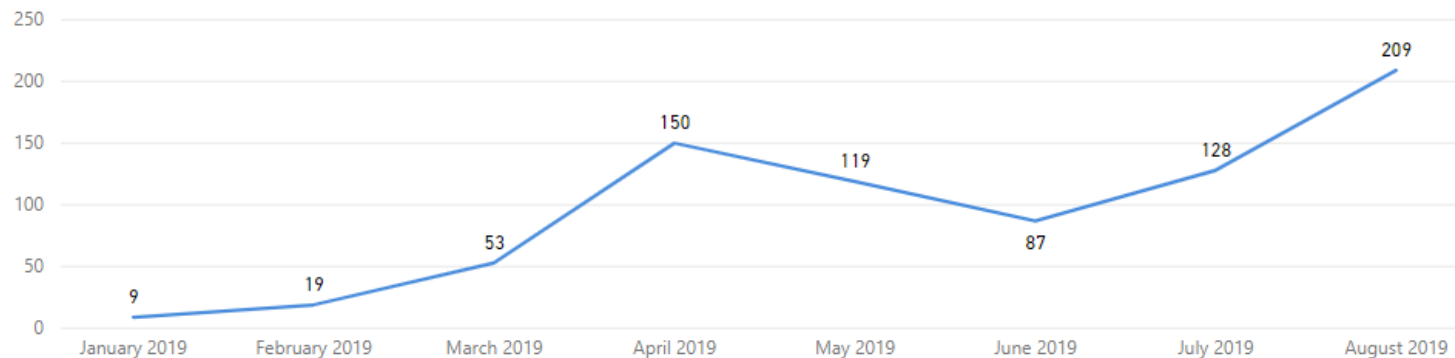
All

Received Filter

8/1/2018

8/31/2019

Received by Month



Total Received

774

Received per Month (Avg)*

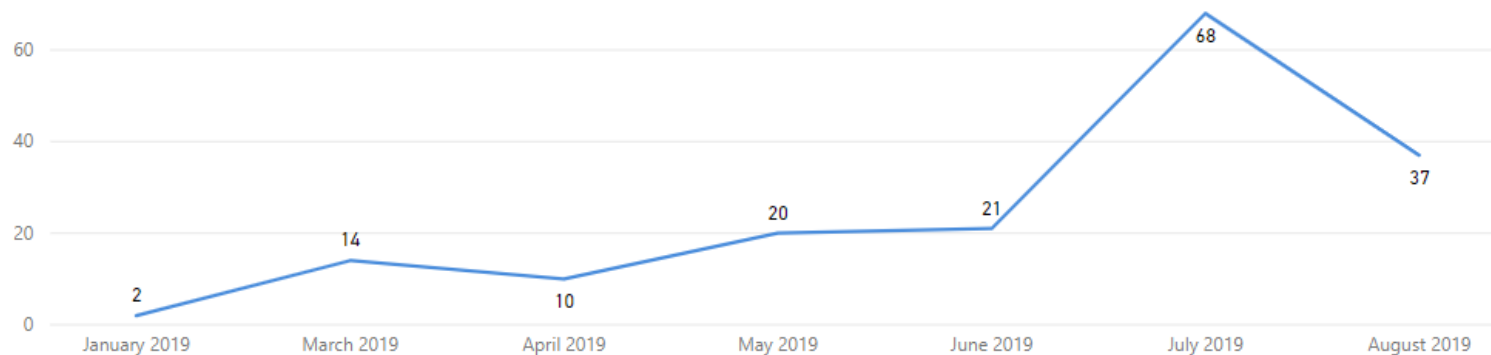
97

Completed Filter

8/1/2018

8/31/2019

Completed by Month




Total Completed

172

Completed per Month (Avg)*

25

* months with zero activity are not calculated into the average



Section

Toxicology

of Unassigned

3✓

Goal: 120 (+97.5%)

Pending Draft

0✓

Goal: 30 (+100%)

Pending Tech

9✓

Goal: 30 (+70%)

Pending Admin

0✓

Goal: 30 (+100%)

Goal= Threshold for the max # of requests in each bucket

12

Past Critical Age

230

Avg Age of Reqeusts > 30 ...

236

Age-Oldest Unassigned PL

0

Age-Oldest Pending Draft...


239

Age-Oldest Pending Tech ...

0

Age-Oldest Pending Adm...

Total Pending Requests



Overall TAT (Month to Date)

214.3!

Goal: 90, 91

Overall TAT (Past 90 Days)

205.2!

Goal: 90, 91

TAT by Phase of Work (MTD)

PL-Assign TAT MTD PL-Draft TAT MTD PL-Tech Review TAT MTD PL-Admin Review TAT MTD



TAT by Phase of Work (Past 90 Days)



Month to Date

Completed

60

Received

0

30 Day Avg (Over Past 90 Days)

Completed

48

Received

0

Open Quality Reports

Qualtrax ID	Workflow #	Age
47027		52
49323	2019-058	17
50078	2019-062	6

Quality TAT

13✓

Goal: 30, 31


Avg Age of Open Reports*

12

Quality Filter

Toxicology

*Reports without a Workflow Id# are not included in the Avg Age



Firearms



Service

Firearms Examination

Priority Type

All

of Unassigned

4✓

Goal: 10 (+60%)

Pending Tech

1✓

Goal: 9 (+88.89%)

Pending Admin

0✓

Goal: 5 (+100%)

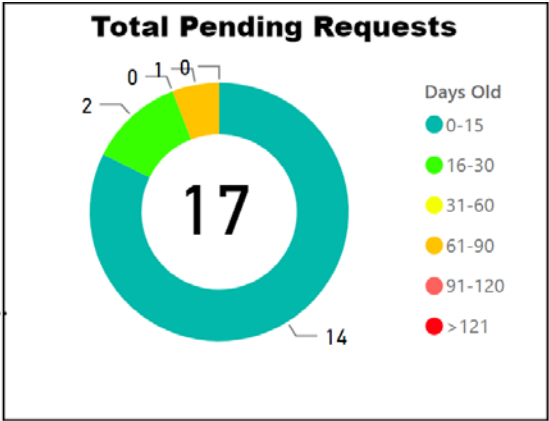
Pending ...

12✓

Goal: 14 (+14.29%)

Goal= Threshold for the max # of requests in each bucket

- 1
- Justice Trax Past Critical Age
- 67
- Avg Age of Requests >30 D...
- 5
- Age-Oldest Unassigned
- 25
- Age-Oldest Pending Draft
- 67
- Age-Oldest Pending Tech
- 0
- Age-Oldest Pending Admin



Overall TAT (Month to Date)


24.9✓

Goal: 40, 41

Overall TAT (Past 90 Days)

23.9✓

Goal: 40, 41



Open Quality Reports

Qualtrax ID	Workflow #	Age
48189		33
48328	2019-048	31
48434		29
48490	2019-IA-08	28
48601		25
50002	2019-IA-18	7
50040	2019-IA-19	7

*Reports without a Workflow Id# are not included in the Avg Age

Quality TAT

67!


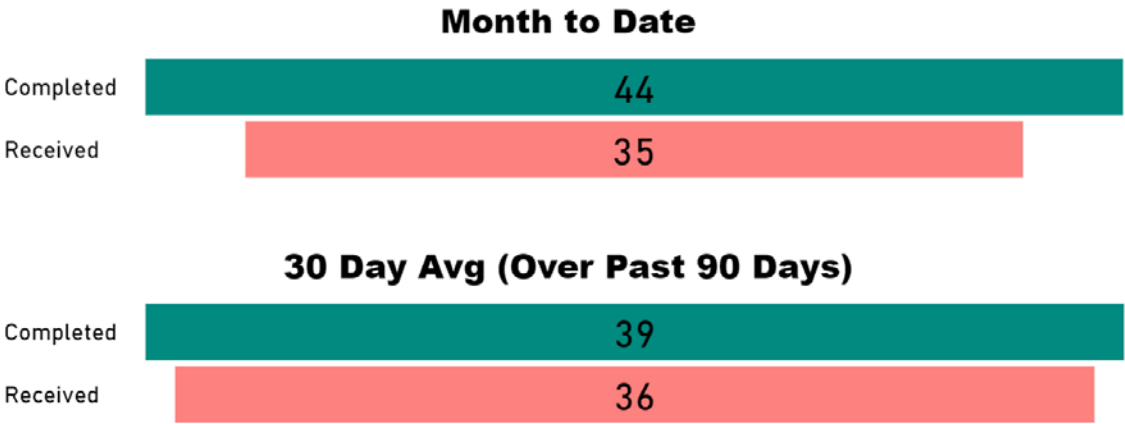
Goal: 30, 31

Avg Age of Open Reports*

18

Quality Filter

Firearms



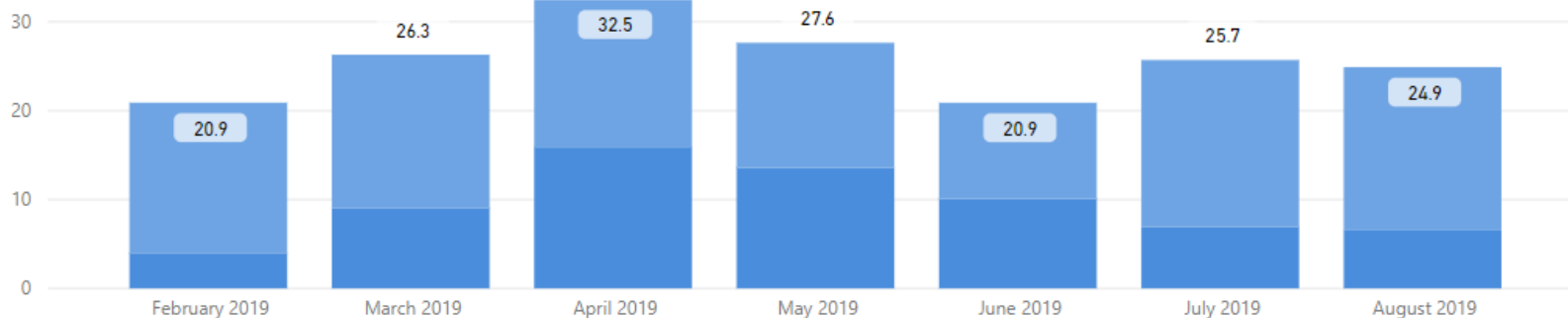
Date Range

8/1/2018

8/31/2019

Total TAT by Month

● Rec'd-Assign TAT ● Assigned TAT ● Total TAT



Request Type

Firearms Examination

Priority Type

All

Selected Time Frame Averages

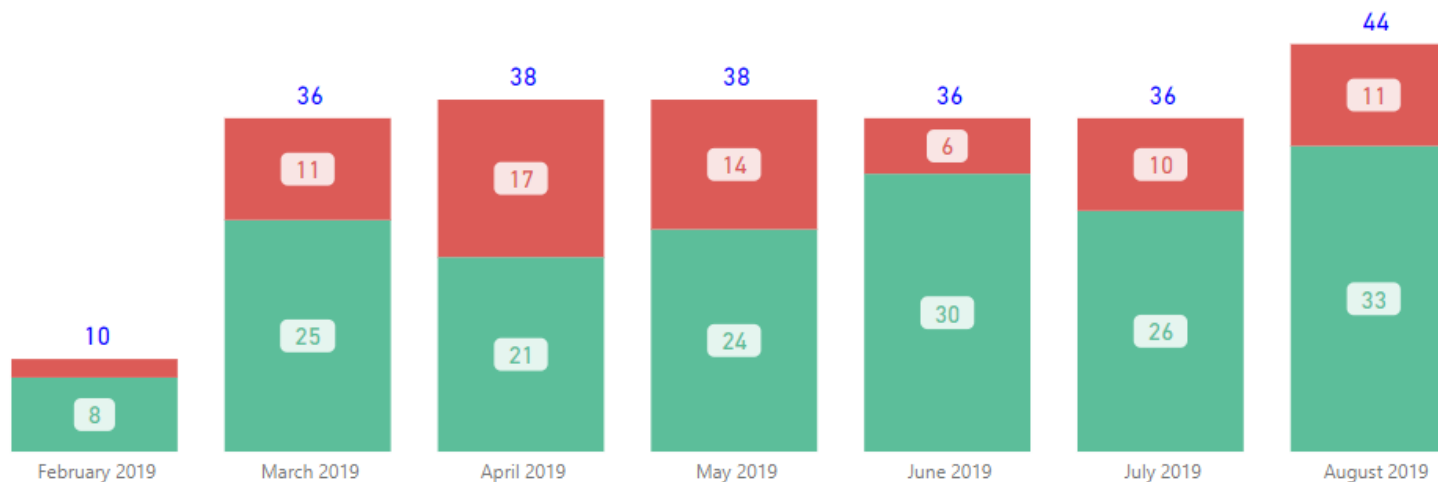
26.11

Total TAT (Rec'd-Compl.) Avg

16.08

Assigned TAT (Asgmt.-Compl.) Avg

Requests Completed



● Requests Completed w/in 30 Days ● Requests Completed > 30 Days Old ● Total Completed

Received to Complete

238

Requests Completed


71

Requests Completed > 30 Days Old

29.83 %

% Completed > 30 Days Old

Requests more than 30 days old are considered to be backlogged requests



Service

Firearms Examination



Priority Type

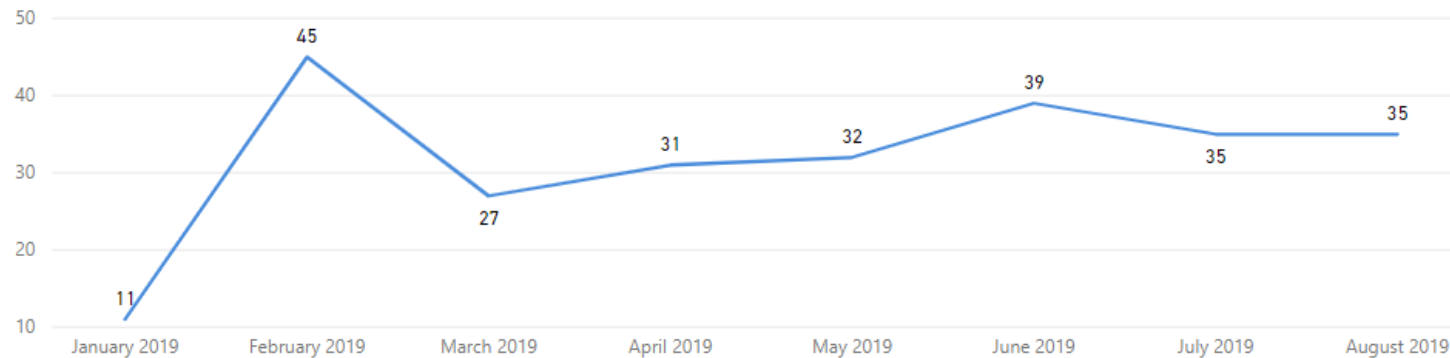
All

Received Filter

8/1/2018

8/31/2019

Received by Month



Total Received

255

Received per Month (Avg)*

32

Completed Filter

8/1/2018

8/31/2019

Completed by Month




Total Completed


238

Completed per Month (Avg)*

34

* months with zero activity are not calculated into the average





Service: NIBIN Only
Priority Type: All

of Unassi...
53!
Goal: 20 (-165%)

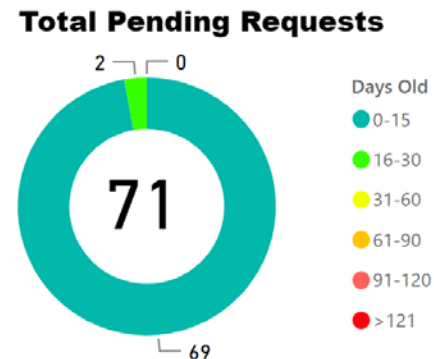
Pending Draft
4✓
Goal: 35 (+88.57%)

Pending Tech
11✓
Goal: 20 (+45%)

Pending Admin
3✓
Goal: 20 (+85%)

Goal = Threshold for the max # of requests in each bucket

0 Justice Trax Past Critical Age
NaN
Avg Age of Requests >30 D..
26 Age-Oldest Unassigned
5 Age-Oldest Pending Draft
5 Age-Oldest Pending Tech
15 Age-Oldest Pending Admin



Overall TAT
(Month to Date)

6.6✓
Goal: 7, 8

Overall TAT
(Past 90 Days)

6.6✓
Goal: 7, 8

TAT by Phase of Work (MTD)



TAT by Phase of Work (Past 90 Days)



Open Quality Reports

Qualtrax ID	Workflow #	Age
48189		33
48328	2019-048	31
48434		29
48490	2019-IA-08	28
48601		25
50002	2019-IA-18	7
50040	2019-IA-19	7

*Reports without a Workflow Id# are not included in the Avg Age

Quality TAT

67!

Goal: 30, 31

Avg Age of Open Reports*

18

Quality Filter: Firearms

Month to Date



30 Day Avg (Over Past 90 Days)



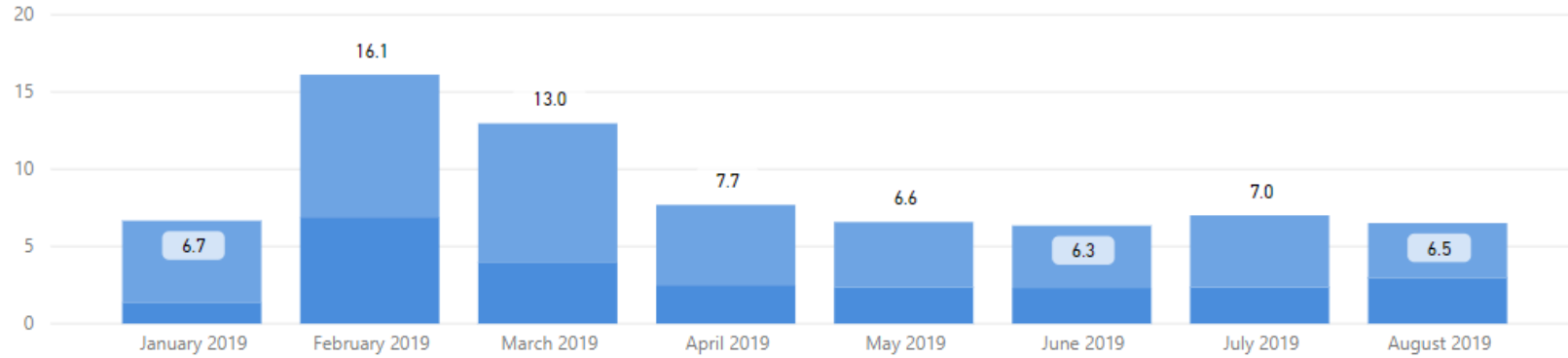
Date Range

8/1/2018

8/31/2019

Total TAT by Month

● Rec'd-Assign TAT ● Assigned TAT ● Total TAT



Request Type

NIBIN Only

Priority Type

All

Selected Time Frame Averages

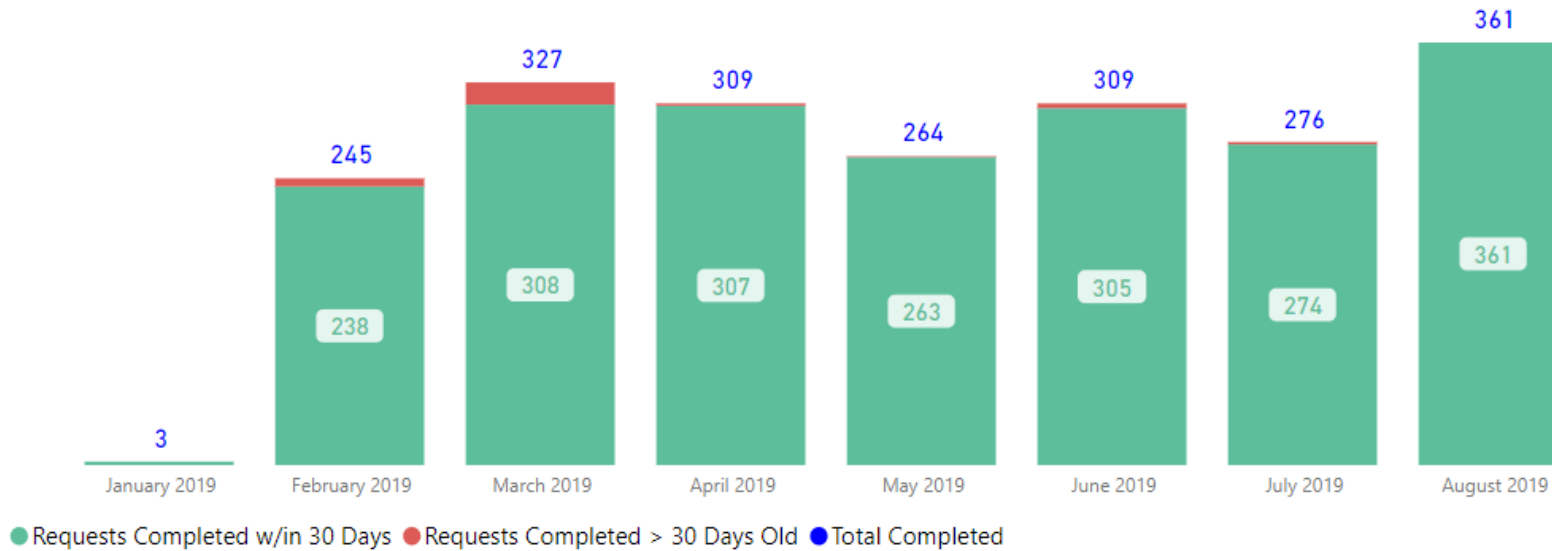
8.87

Total TAT (Rec'd-Compl.) Avg

5.61

Assigned TAT (Asgmt.-Compl.) Avg

Requests Completed



Received to Complete

2094

Requests Completed


35

Requests Completed > 30 Days Old

1.67 %

% Completed > 30 Days Old

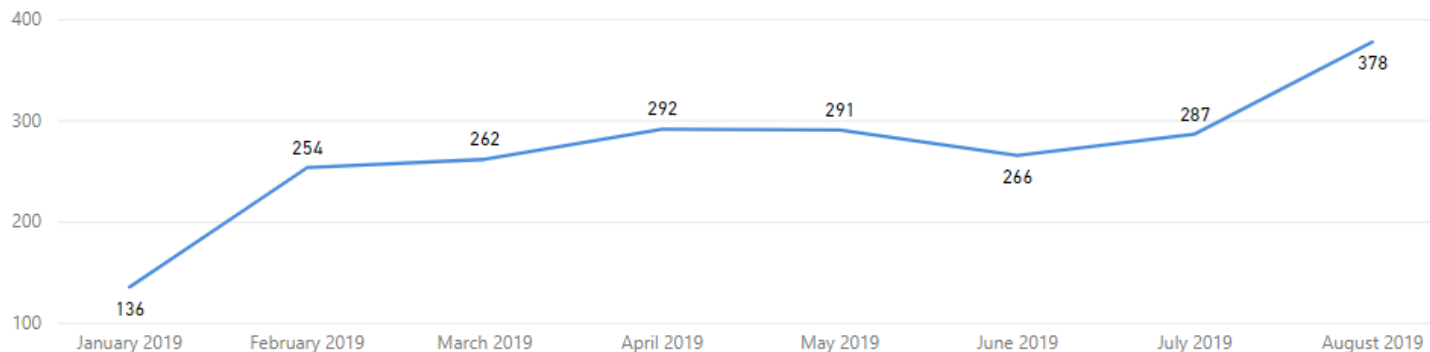
Requests more than 30 days old are considered to be backlogged requests



Service Priority Type

Received Filter

Received by Month



Total Received

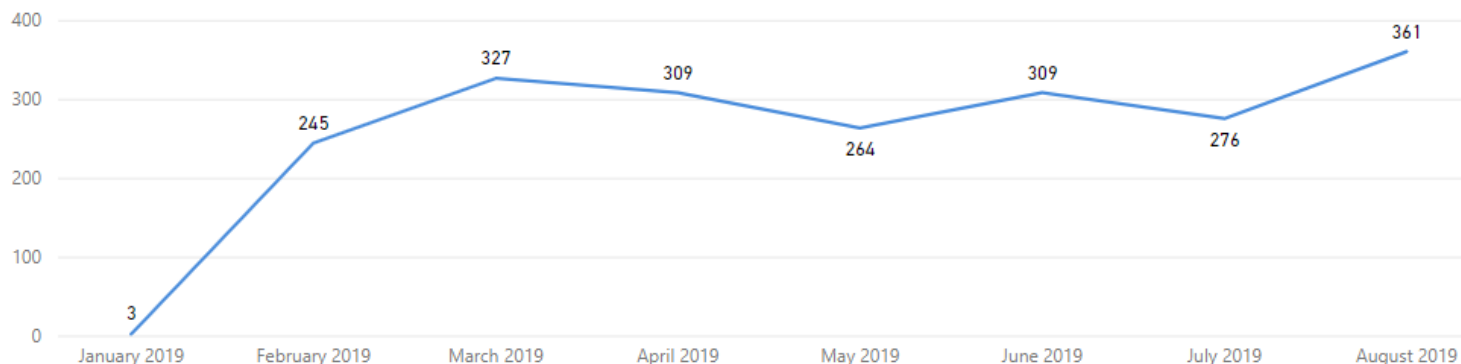
2,166

Received per Month (Avg)*

271

Completed Filter

Completed by Month



Total Completed

2,094

Completed per Month (Avg)*

262

* months with zero activity are not calculated into the average



Forensic Biology



Section

DNA

Request Type

All

of Unassigned

0✓

Goal: 20 (+100%)

Pending Draft

127!

Goal: 24 (-429.17%)

Pending Tech

23✓

Goal: 24 (+4.17%)

Pending Admin

15✓

Goal: 20 (+25%)

Goal= Threshold for the max # of requests in each bucket

62

Past Critical Age

172

Avg Age of Reqeusts >30 ...

0

Age-Oldest Unassigned PL

871

Age-Oldest Pending Draft...

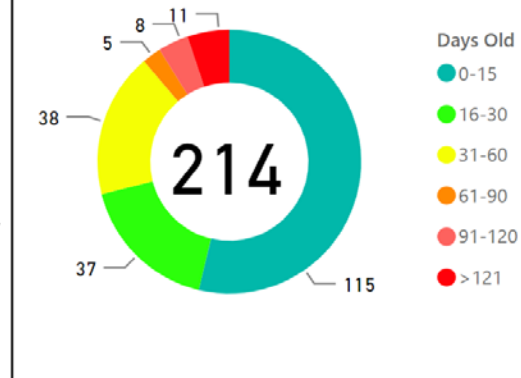
1934

Age-Oldest Pending Tech ...

113

Age-Oldest Pending Adm...

Total Pending Requests

Overall TAT
(Month to Date)

56.0!

Goal: 30, 31

Overall TAT
(Past 90 Days)

110.2!

Goal: 30, 31

TAT by Phase of Work (MTD)

PL-Assign TAT MTD PL-Draft TAT MTD PL-Tech Review TAT MTD PL-Admin Review TAT MTD



TAT by Phase of Work (Past 90 Days)



Month to Date

Completed

40

Recieved

161

30 Day Avg (Over Past 90 Days)

Completed

60

Received

88

Open Quality Reports

Qualtrax ID	Workflow #	Age
33435	2018-085	251
34624	2018-094	233
39886	2019-007	145
45353	2019-029	75
46911	2019-034	53
46946	2019-036	53
47707	2019-042	41

*Reports without a Workflow Id# are not included in the Avg Age

Quality TAT

22✓

Goal: 40, 41

Avg Age of Open Reports*

59

Quality Filter

Biology/DNA



Section

DNA

Request Type

SAK

of Unassigned

0✓

Goal: 20 (+100%)

Pending Draft

49!

Goal: 24 (-104.17%)

Pending Tech

0✓

Goal: 24 (+100%)

Pending Admin

0✓

Goal: 20 (+100%)

Goal= Threshold for the max # of requests in each bucket

5

Past Critical Age

459

Avg Age of Reqeusts >30 ...

0

Age-Oldest Unassigned PL

871

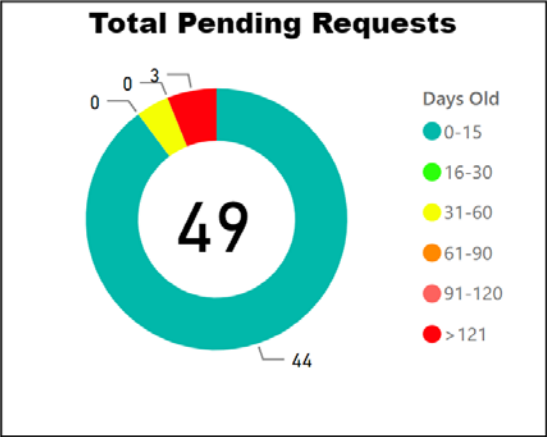
Age-Oldest Pending Draft...

0

Age-Oldest Pending Tech ...

0

Age-Oldest Pending Adm...



Overall TAT (Month to Date)

29.5✓

Goal: 30, 31

Overall TAT (Past 90 Days)

265.0!

Goal: 30, 31

TAT by Phase of Work (MTD)



TAT by Phase of Work (Past 90 Days)



Month to Date



30 Day Avg (Over Past 90 Days)



Open Quality Reports

Qualtrax ID	Workflow #	Age
33435	2018-085	251
34624	2018-094	233
39886	2019-007	145
45353	2019-029	75
46911	2019-034	53
46946	2019-036	53
47707	2019-042	41

*Reports without a Workflow Id# are not included in the Avg Age

Quality TAT

22✓

Goal: 40, 41

Avg Age of Open Reports*

59

Quality Filter

Biology/DNA



Date Range

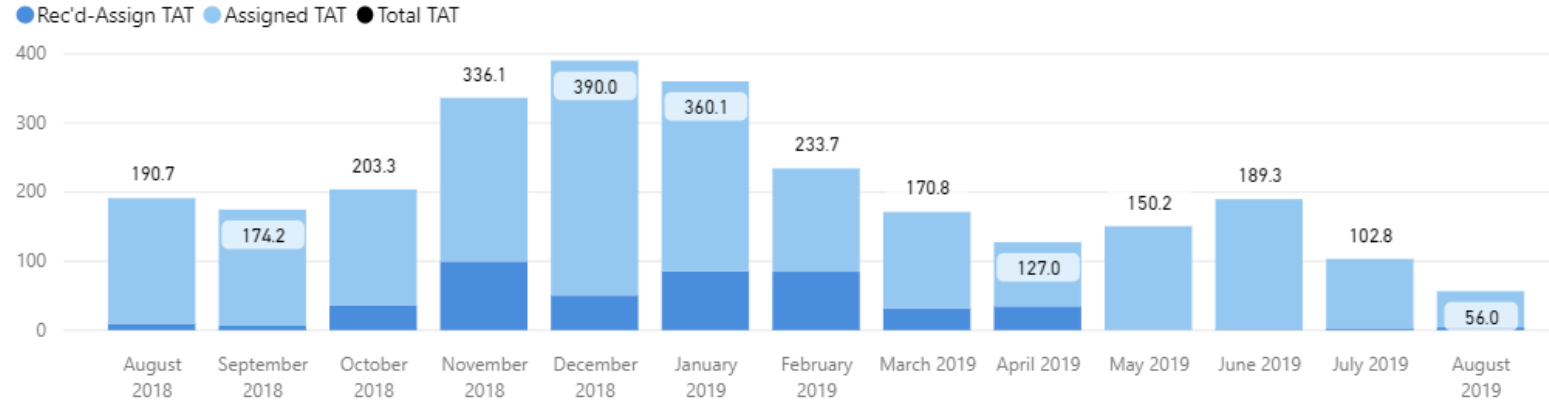
8/1/2018

8/31/2019

Request Type

DNA

Total TAT by Month



Selected Time Frame Averages

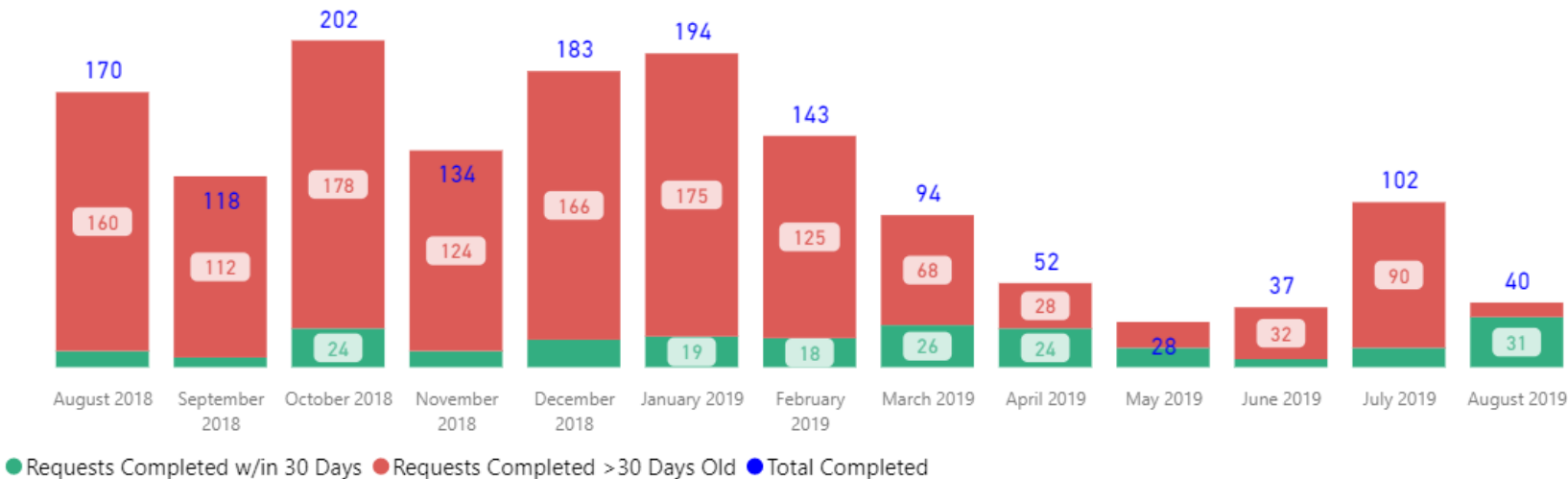
240.70

Total TAT (Rec'd-Compl.) Avg

197.00

Assigned TAT (Asgmt.-Compl.) Avg

Requests Completed



Received to Complete

1497

Requests Completed


1283

Requests Completed > 30 Days

85.70 %

% Completed > 30 Days

Requests more than 30 days old are considered to be backlogged requests



Section

DNA

Request Type

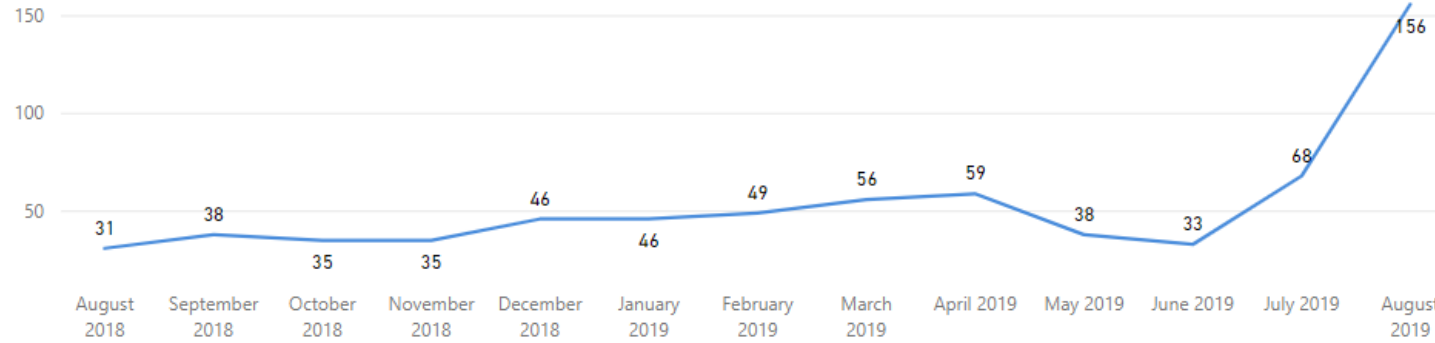
All

Received Filter

8/1/2018

8/31/2019

Received by Month



Total Received

690

Received per Month (Avg)*

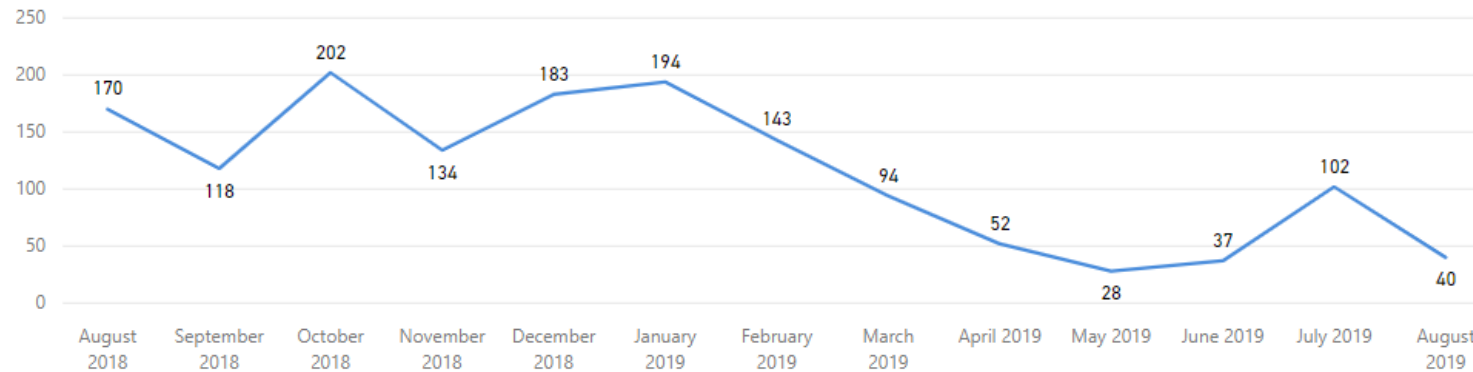
53

Completed Filter

8/1/2018

8/31/2019

Completed by Month




Total Completed

1497

Completed per Month (Avg)*

115

* months with zero activity are not calculated into the average



Forensic Biology-Outsourcing

Total Cases Shipped

1741

Cases Returned

1186

Cases Reviewed

157

SAKs shipped: 1080

SAKs completed: 721


Non-SAKs shipped: 661

Non-SAKs completed: 465


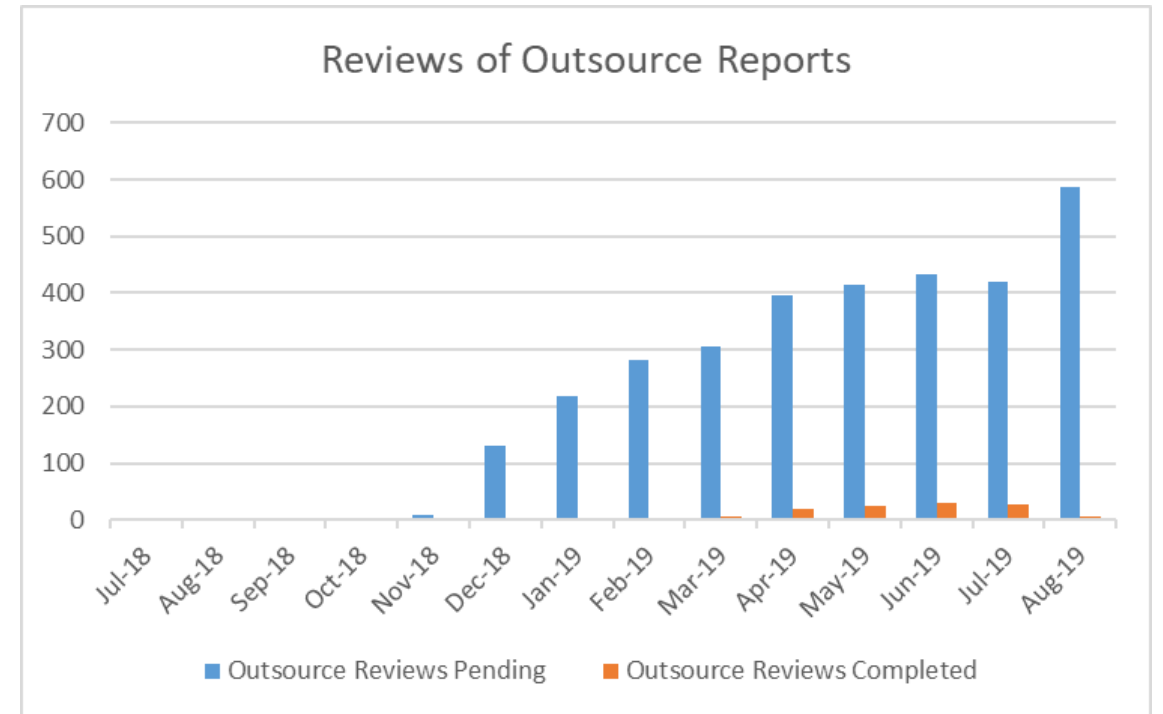
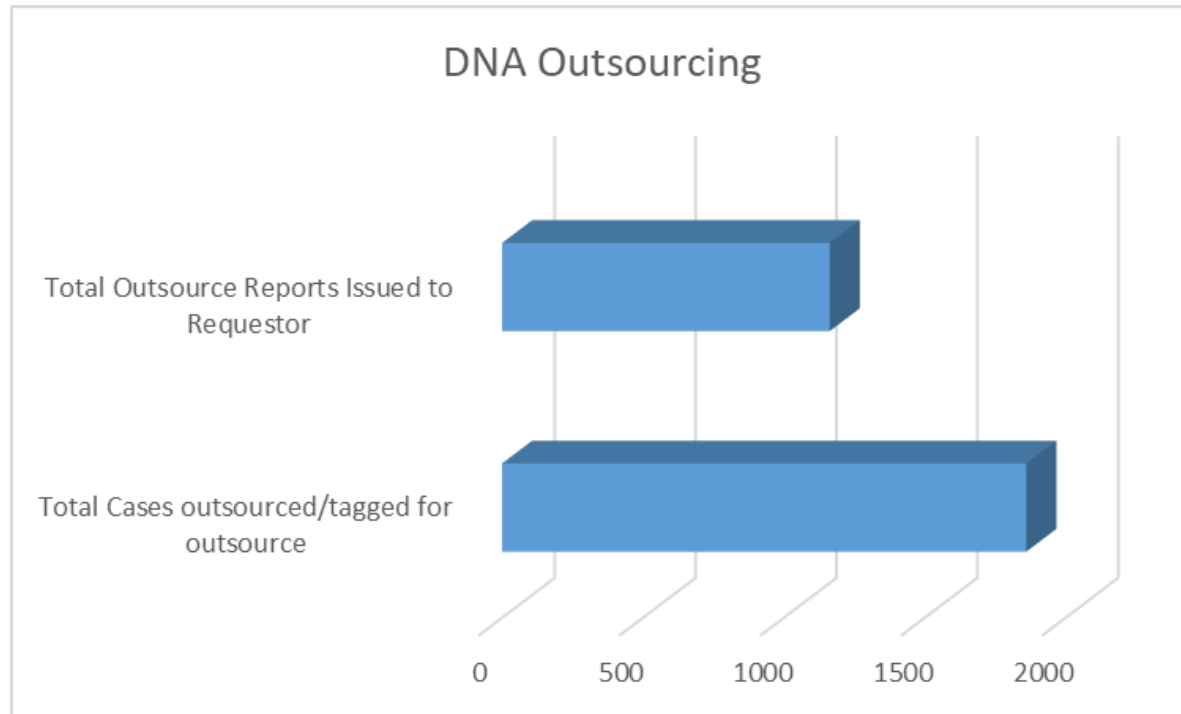
Critical issues

- The in-house review of all outsourced casework
- Bode delayed turnaround time for SAKs
- Current turnaround time ~120 days
- Outsource extension needed due to STRmix implementation and training

- Original project timeline: August 2018 to September 2019
- 587 outsourced cases pending CODIS review (123 in process)
- 555 outsourced cases pending @ Bode
- Next focus: STRmix training and outsource reviews



Forensic Biology -- Outsourcing



Section

Screening

Request Type

All

of Unassigned

0✓

Goal: 10 (+100%)

Pending Draft

36!

Goal: 14 (-157.14%)

Pending Tech

3✓

Goal: 16 (+81.25%)

Pending Admin

0✓

Goal: 12 (+100%)

Goal= Threshold for the max # of requests in each bucket

3

Past Critical Age

44

Avg Age of Reqeusts >30 ...

0

Age-Oldest Unassigned PL

33

Age-Oldest Pending Draft...

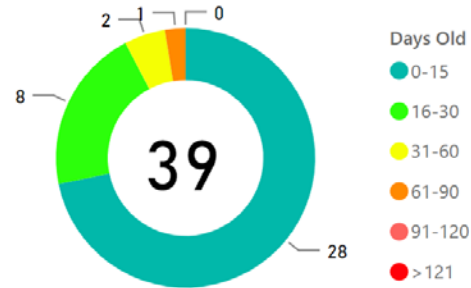
68

Age-Oldest Pending Tech ...

0

Age-Oldest Pending Adm...

Total Pending Requests

Overall TAT
(Month to Date)

15.3!

Goal: 10, 11

Overall TAT
(Past 90 Days)

39.7!

Goal: 10, 11

TAT by Phase of Work (MTD)

PL-Assign TAT MTD PL-Draft TAT MTD PL-Tech Review TAT MTD PL-Admin Review TAT MTD



TAT by Phase of Work (Past 90 Days)



Month to Date

Completed

94

Recieved

92

30 Day Avg (Over Past 90 Days)

Completed

119

Received

81

Open Quality Reports

Qualtrax ID	Workflow #	Age
33435	2018-085	251
34624	2018-094	233
39886	2019-007	145
45353	2019-029	75
46911	2019-034	53
46946	2019-036	53
47707	2019-042	41

*Reports without a Workflow Id# are not included in the Avg Age

Quality TAT

22✓


Goal: 40, 41

Avg Age of Open Reports*

59

Quality Filter

Biology/DNA

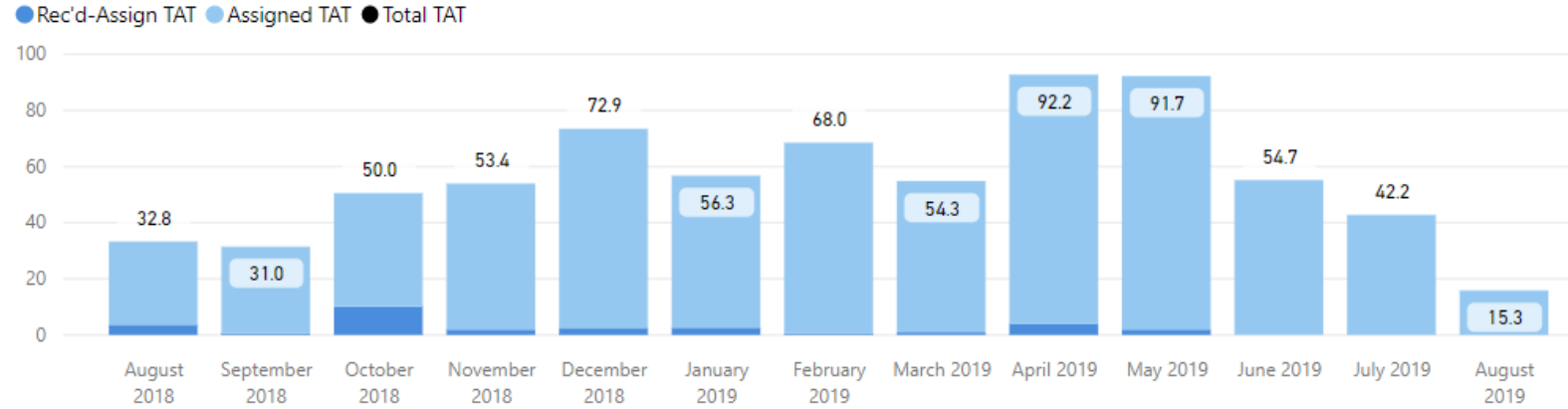


Date Range

8/1/2018

8/31/2019

Total TAT by Month



Request Type

Screening

Request Type

All

Selected Time Frame Averages

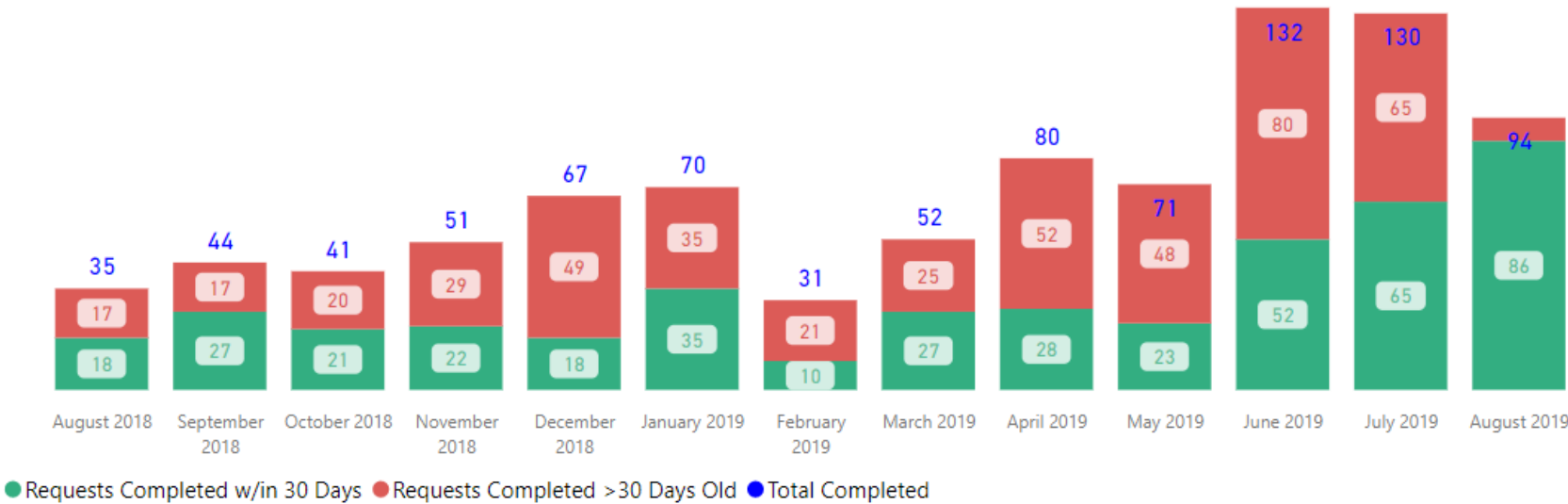
54.66

Total TAT (Rec'd-Compl.) Avg

53.44

Assigned TAT (Asgmt.-Compl.) Avg

Requests Completed



Received to Complete

898

Requests Completed


466

Requests Completed > 30 Days

51.89 %

% Completed > 30 Days

Requests more than 30 days old are considered to be backlogged requests



Section

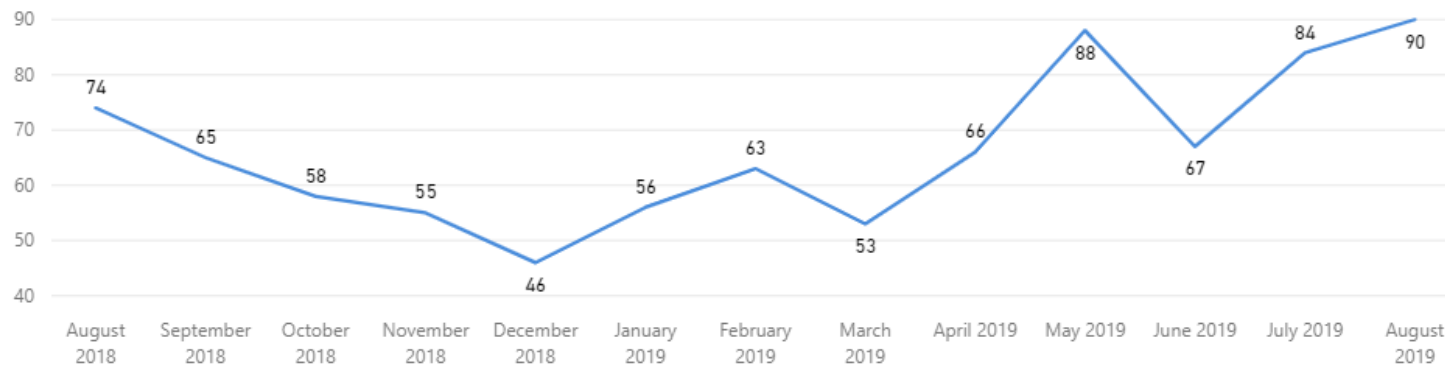
Screening

Received Filter

8/1/2018

8/31/2019

Received by Month



Total Received

865

Received per Month (Avg)*

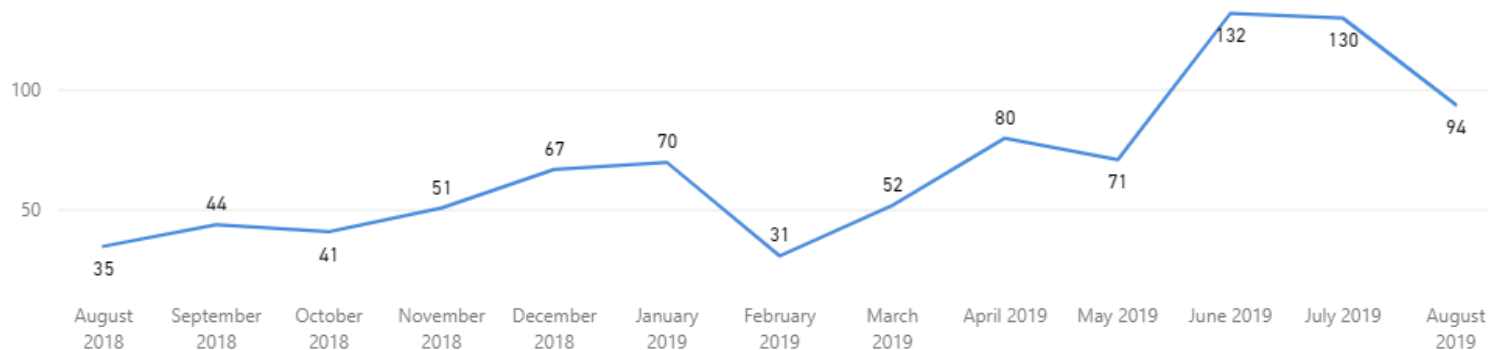
67

Completed Filter

8/1/2018

8/31/2019

Completed by Month



Total Completed

898

Completed per Month (Avg)*

69

* months with zero activity are not calculated into the average



Section

CODIS

CODIS Hit Type

All

of Unassigned

39✓

Goal: 100 (+61%)

Pending Draft

1✓

Goal: 20 (+95%)

Pending Tech

0✓

Goal: 15 (+100%)

Pending Admin

0✓

Goal: 0

Goal= Threshold for the max # of requests in each bucket

13

Past Critical Age

41

Avg Age of Requests >30 ...

74

Age-Oldest Unassigned PL

32

Age-Oldest Pending Draft...

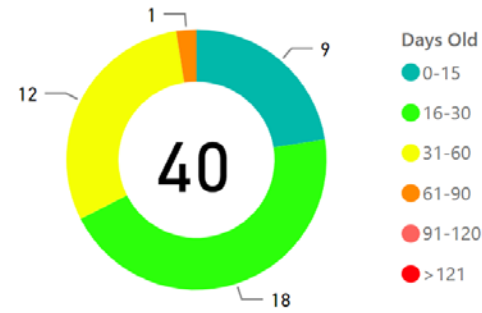
0

Age-Oldest Pending Tech ...

0

Age-Oldest Pending Adm...

Total Pending Requests

Overall TAT
(Month to Date)

24.7✓

Goal: 30, 31

Overall TAT
(Past 90 Days)

19.5✓

Goal: 30, 31

TAT by Phase of Work (MTD)

● PL-Assign TAT MTD ● PL-Draft TAT MTD ● PL-Tech Review TAT MTD

22.1

TAT by Phase of Work (Past 90 Days)

14.7

Month to Date

Completed

92

Received

68

30 Day Avg (Over Past 90 Days)

Completed

206

Received

161

Open Quality Reports

Qualtrax ID	Workflow #	Age
33435	2018-085	251
34624	2018-094	233
39886	2019-007	145
45353	2019-029	75
46911	2019-034	53
46946	2019-036	53
47707	2019-042	41

*Reports without a Workflow Id# are not included in the Avg Age

Quality TAT

22✓


Goal: 40, 41

Avg Age of Open Reports*

59

Quality Filter

Biology/DNA



Date Range

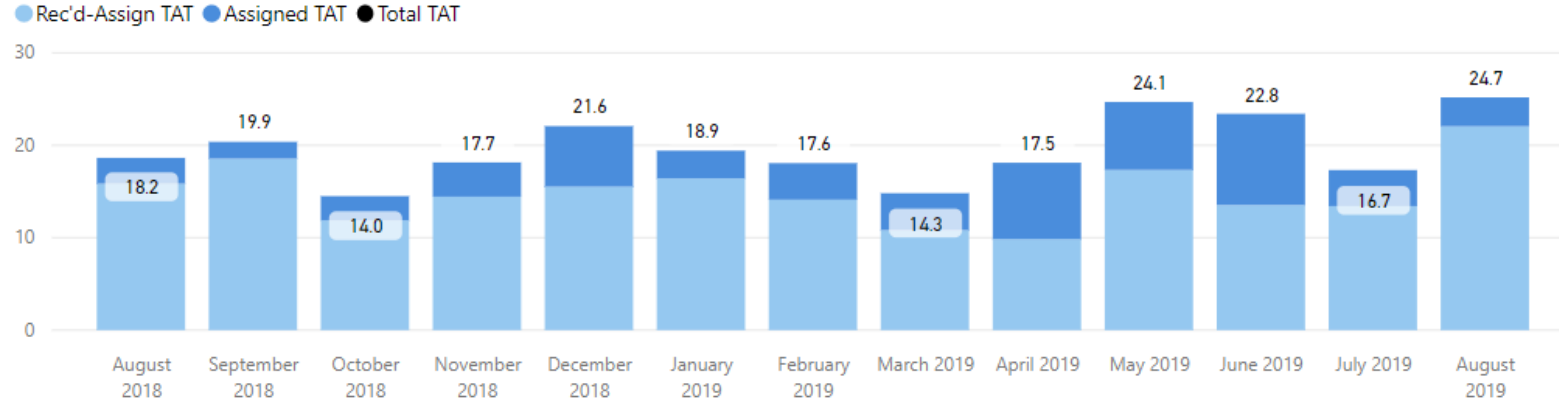
8/1/2018

8/31/2019

Request Type

CODIS

Total TAT by Month



Selected Time Frame Averages

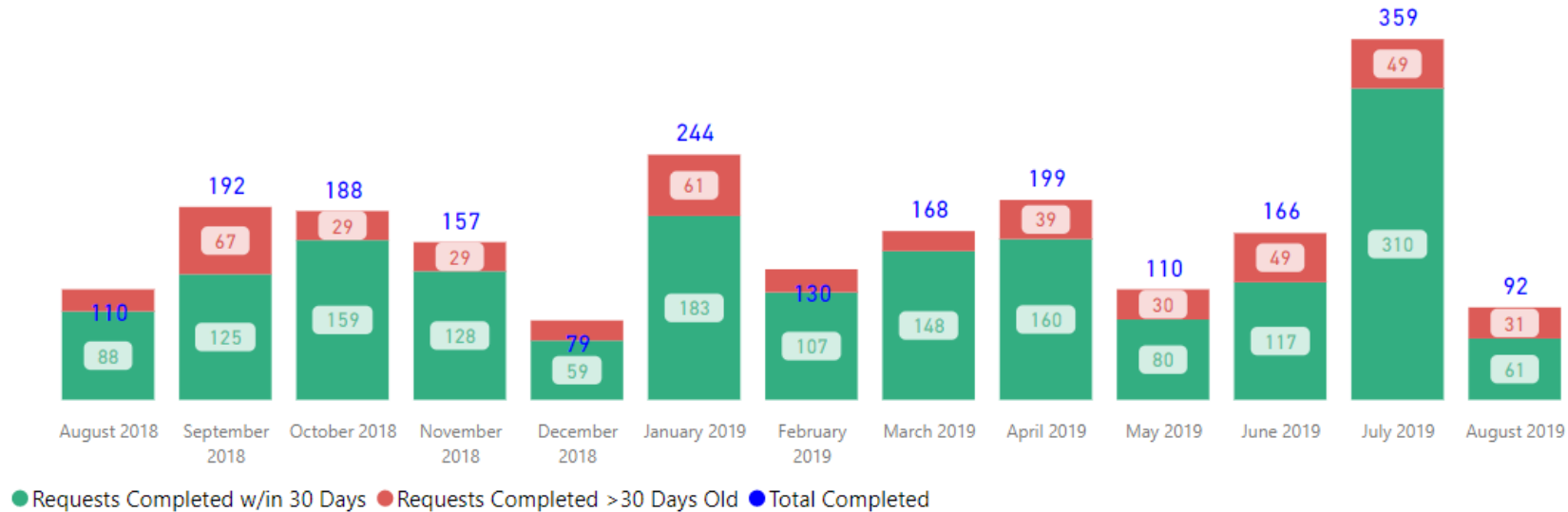
18.44

Total TAT (Rec'd-Compl.) Avg

4.54

Assigned TAT (Asgmt.-Compl.) Avg

Requests Completed



Received to Complete

2194

Requests Completed


469

Requests Completed > 30 Days

21.38 %

% Completed > 30 Days

Requests more than 30 days old are considered to be backlogged requests

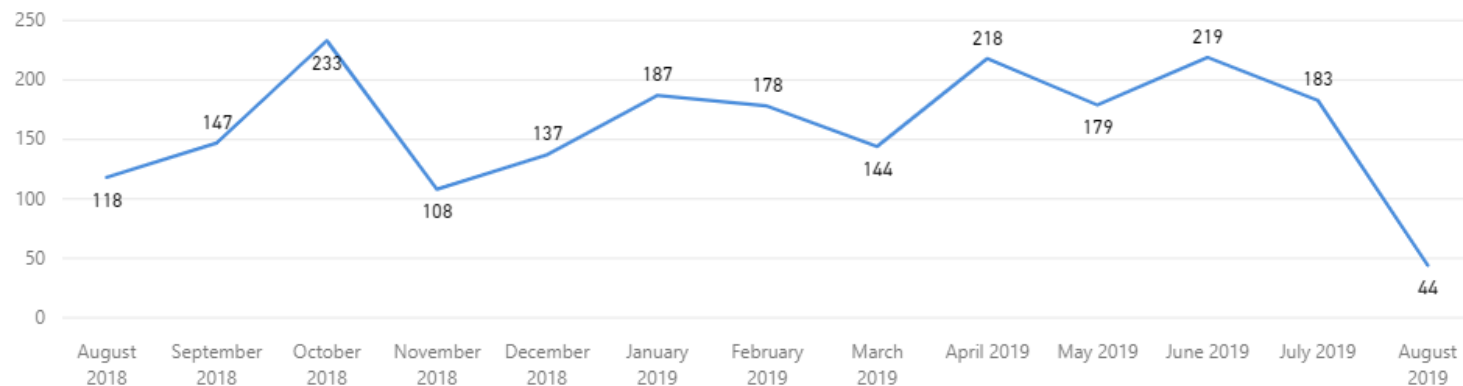


Section
CODIS

Received Filter

8/1/2018 8/31/2019

Received by Month



Total Received

2095

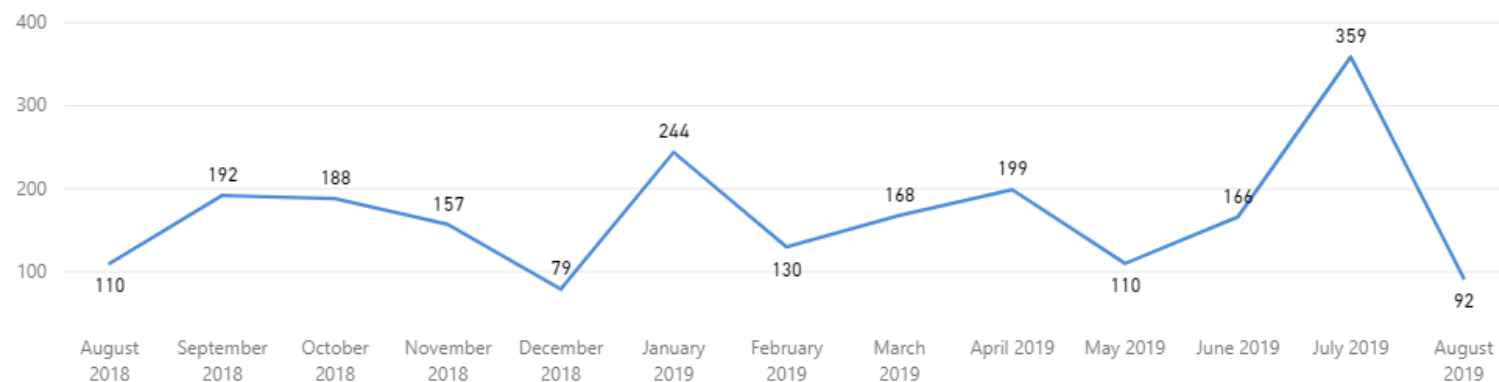
Received per Month (Avg)*

161

Completed Filter

8/1/2018 8/31/2019

Completed by Month



Total Completed

2194

Completed per Month (Avg)*

169

* months with zero activity are not calculated into the average



Latent Prints



Requests Received after 2/1/2019 (to allow for targets on incoming requests vs historical backlog)

Service ▼ Priority Type ▼

Latent Comparison ▼ All ▼

of Unassigned
710!
Goal: 230 (~208.7%)

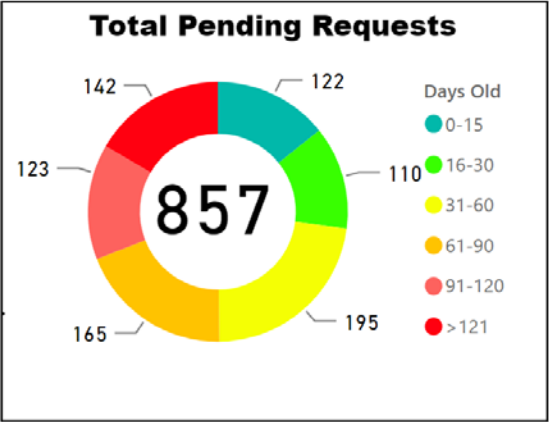
Pending Draft
62!
Goal: 50 (~24%)

Pending Tech
85!
Goal: 50 (~70%)

Pending Admin
0✓
Goal: 50 (+100%)

Goal= Threshold for the max # of requests in each bucket

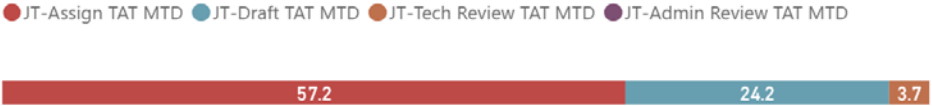
625 Justice Trax Past Critical Age
88 Avg Age of Requests >30 D...
199 Age-Oldest Unassigned
158 Age-Oldest Pending Draft
185 Age-Oldest Pending Tech
0 Age-Oldest Pending Admin



Overall TAT (Month to Date)
85.1!
Goal: 45, 46

Overall TAT (Past 90 Days)
66.1!
Goal: 45, 46

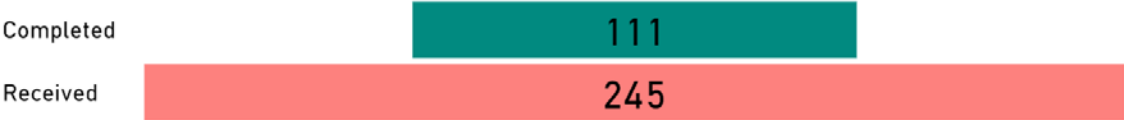
TAT by Phase of Work (MTD)




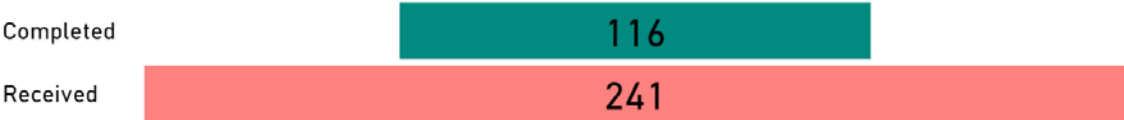
TAT by Phase of Work (Past 90 Days)



Month to Date



30 Day Avg (Over Past 90 Days)



Open Quality Reports

Qualtrax ID	Workflow #	Age
44789	2019-028	82
48526	2019-050	27
48810	2019-054	22

*Reports without a Workflow Id# are not included in the Avg Age

Quality TAT
26✓
Goal: 40, 41

Avg Age of Open Reports*
44

Quality Filter
Latent Prints ▼

Requests Received prior to 2/1/2019 (to allow for targets on incoming requests vs historical backlog)

Service

Latent Comparison

Priority Type

All

of Unassigned

1407!

Goal: 230 (-511.74%)

Pending Draft

6✓

Goal: 50 (+88%)

Pending Tech

2✓

Goal: 50 (+96%)

Pending Admin

0✓

Goal: 50 (+100%)

Goal= Threshold for the max # of requests in each bucket

1415

Justice Trax Past Critical Age

945

Avg Age of Requests >30 D..

1951

Age-Oldest Unassigned

458


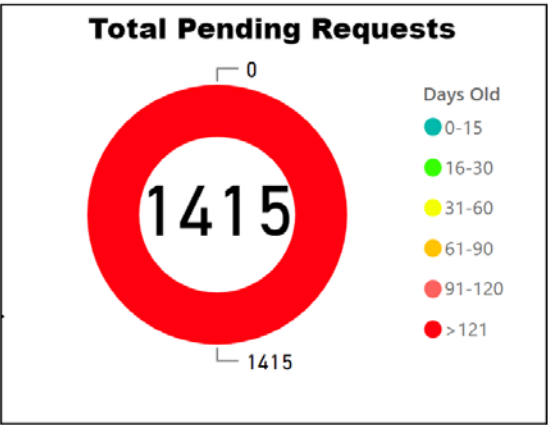
Age-Oldest Pending Draft

404

Age-Oldest Pending Tech

0

Age-Oldest Pending Admin



Open Quality Reports

Qualtrax ID	Workflow #	Age
44789	2019-028	82
48526	2019-050	27
48810	2019-054	22

*Reports without a Workflow Id# are not included in the Avg Age

Quality TAT

26✓


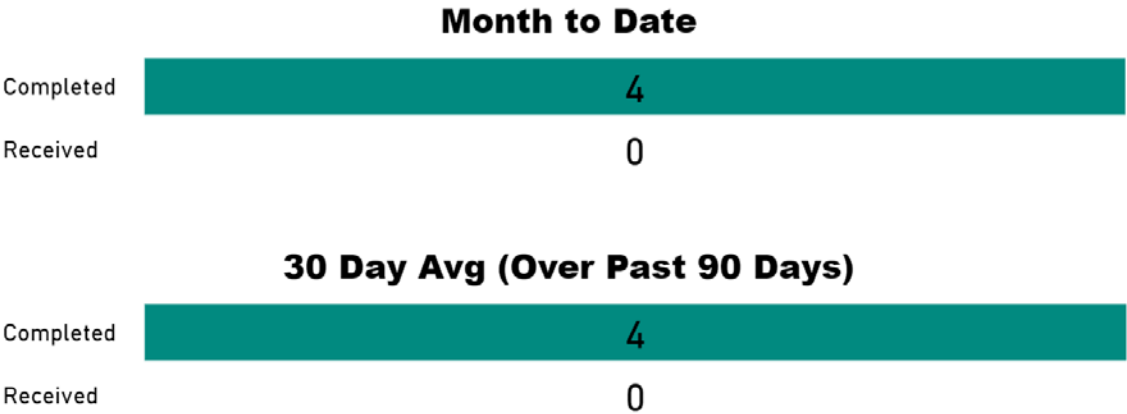
Goal: 40, 41

Avg Age of Open Reports*

44

Quality Filter

Latent Prints



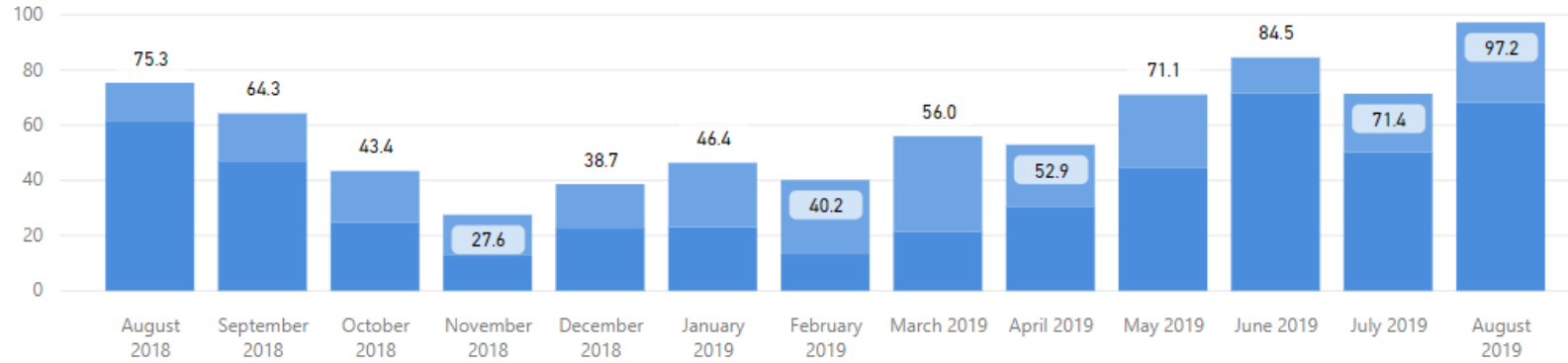
Date Range

8/1/2018

8/31/2019

Total TAT by Month

● Rec'd-Assign TAT ● Assigned TAT ● Total TAT



Request Type

Latent Comparison

Priority Type

All

Selected Time Frame Averages

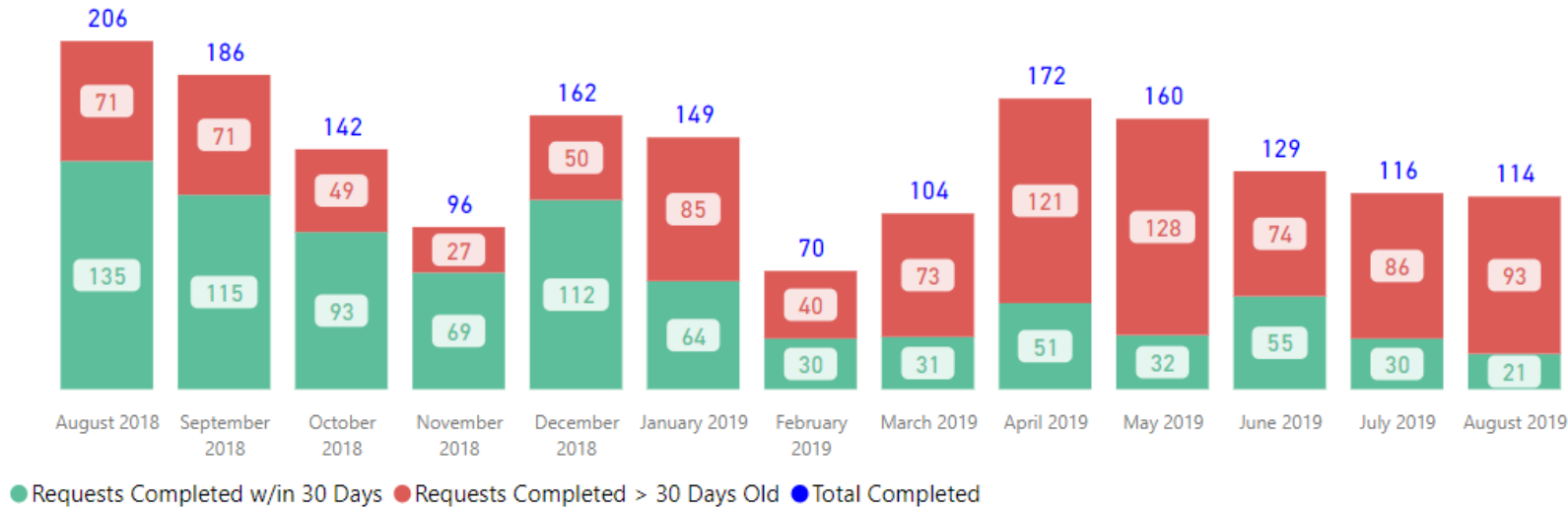
60.27

Total TAT (Rec'd-Compl.) Avg

20.58

Assigned TAT (Asgmt.-Compl.) Avg

Requests Completed



Received to Complete

1806


Requests Completed

968

Requests Completed > 30 Days Old

53.60 %

% Completed > 30 Days Old



Requests more than 30 days old are considered to be backlogged requests

Service

Latent Comparison

Priority Type

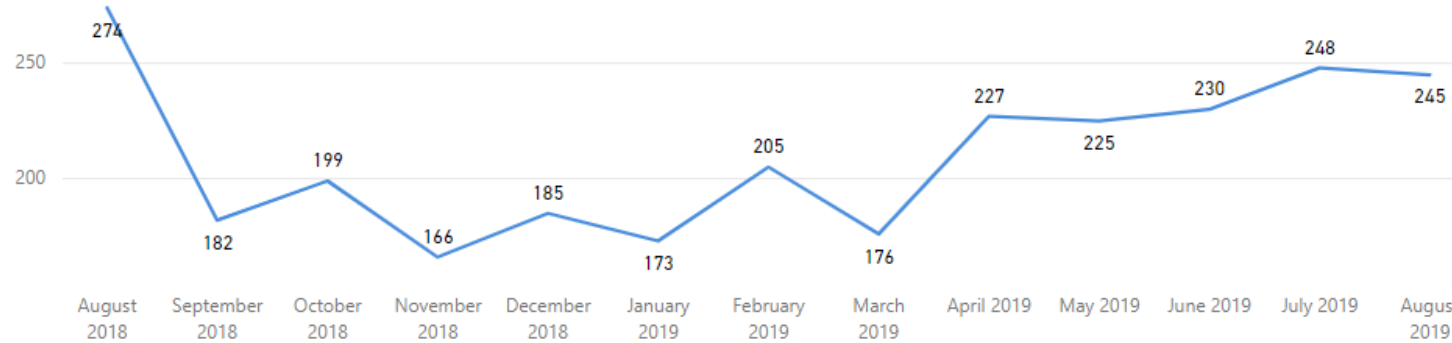
All

Received Filter

8/1/2018

8/31/2019

Received by Month



Total Received

2,735

Received per Month (Avg)*

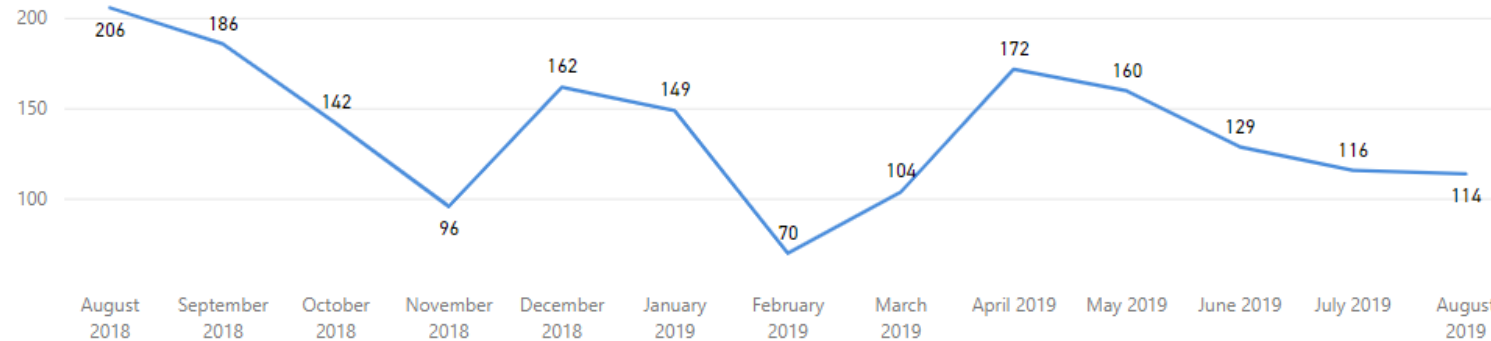
210

Completed Filter

8/1/2018

8/31/2019

Completed by Month




Total Completed

1,806

Completed per Month (Avg)*

139

* months with zero activity are not calculated into the average



Service
Priority Type

Latent Processing
All

of Unassigned
126!
Goal: 50 (-152%)

Pending Draft
25✓
Goal: 30 (+16.67%)

Pending Tech
6✓
Goal: 30 (+80%)

Pending Admin
5✓
Goal: 30 (+83.33%)

Goal= Threshold for the max # of requests in each bucket

122

Justice Trax Past Critical Age

93

Avg Age of Requests >30 D..

235

Age-Oldest Unassigned

480

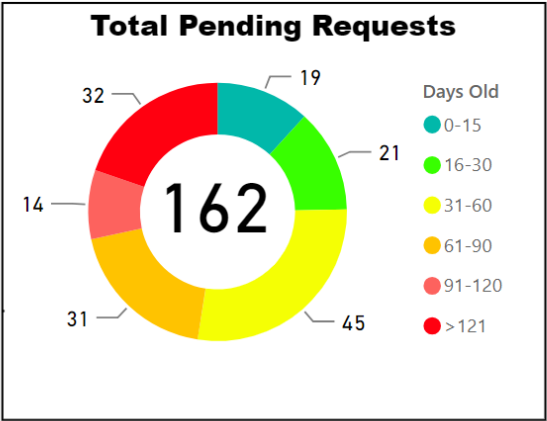
Age-Oldest Pending Draft

143

Age-Oldest Pending Tech

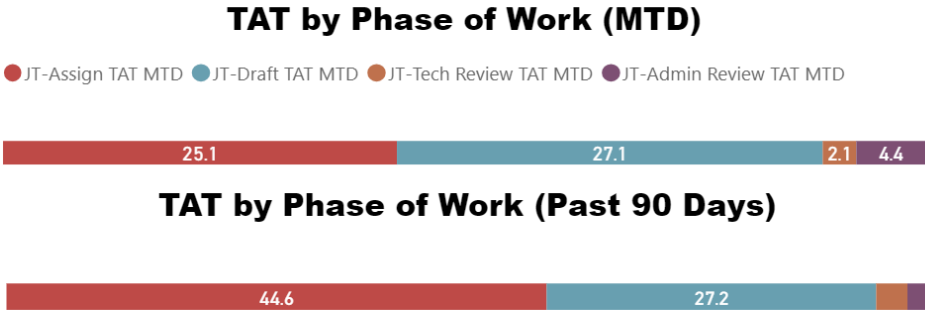
121

Age-Oldest Pending Admin



Overall TAT
(Month to Date)
58.7!
Goal: 30, 31

Overall TAT
(Past 90 Days)
76.2!
Goal: 30, 31



Open Quality Reports

Qualtrax ID	Workflow #	Age
44789	2019-028	82
48526	2019-050	27
48810	2019-054	22

*Reports without a Workflow Id# are not included in the Avg Age

Quality TAT


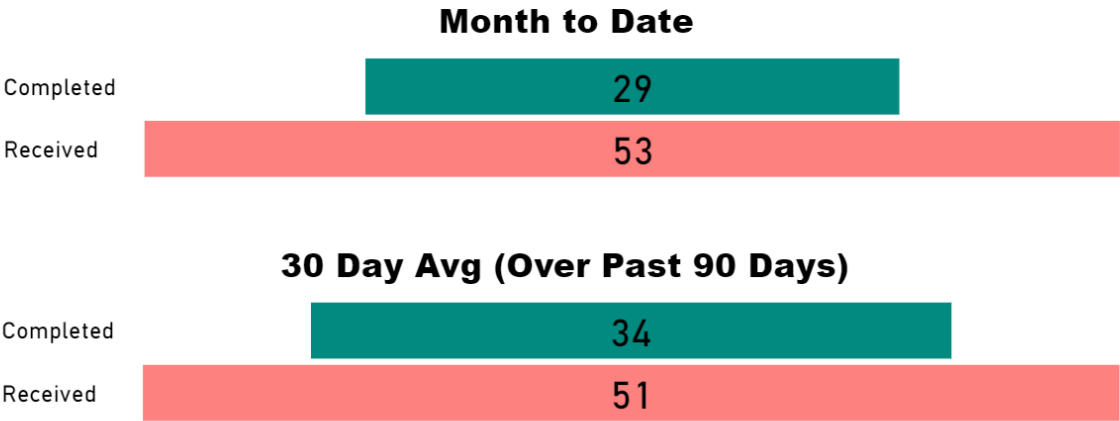
26✓
Goal: 40, 41

Avg Age of Open Reports*

44

Quality Filter

Latent Prints



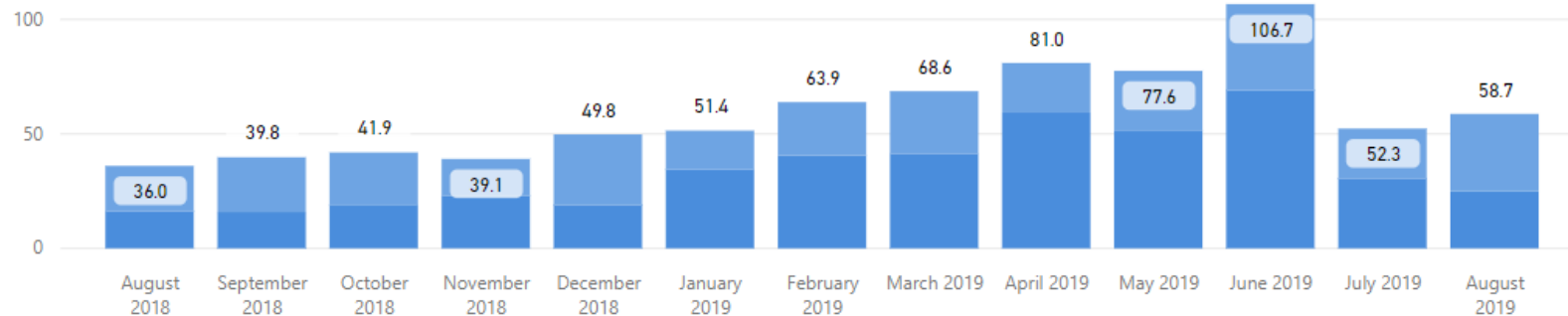
Date Range

8/1/2018

8/31/2019

Total TAT by Month

● Rec'd-Assign TAT ● Assigned TAT ● Total TAT



Request Type

Latent Processing

Priority Type

All

Selected Time Frame Averages

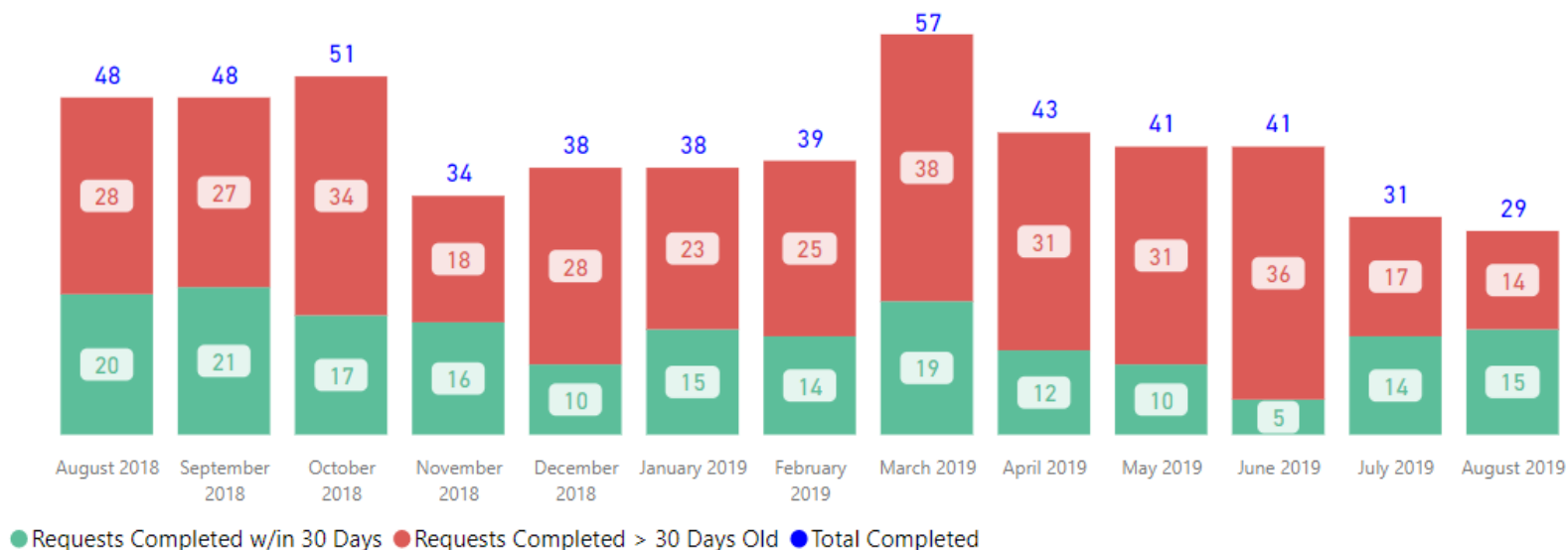
58.96

Total TAT (Rec'd-Compl.) Avg

24.73

Assigned TAT (Asgmt.-Compl.) Avg

Requests Completed



Received to Complete

538


Requests Completed

350

Requests Completed > 30 Days Old

65.06 %

% Completed > 30 Days Old

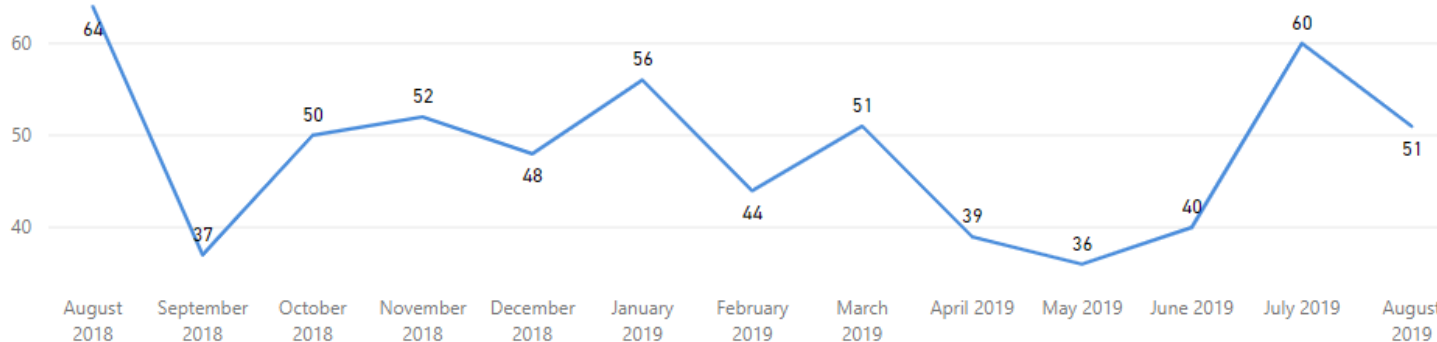


Requests more than 30 days old are considered to be backlogged requests

Service Priority Type

Received Filter

Received by Month



Total Received

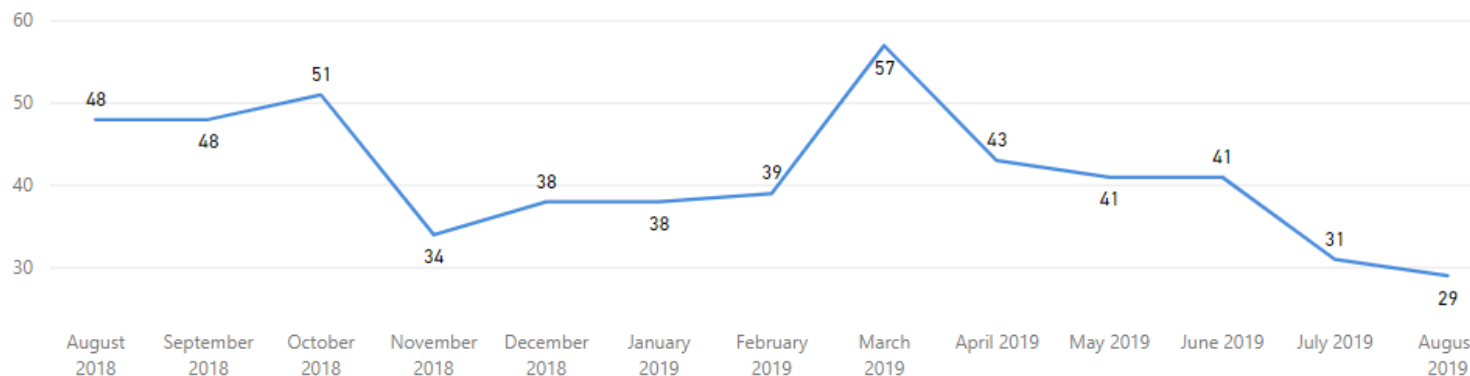
628

Received per Month (Avg)*

48

Completed Filter

Completed by Month




Total Completed

538

Completed per Month (Avg)*

41

* months with zero activity are not calculated into the average



Digital Multi-Media



Service
Priority Type

AV Call Out
All

of Unassigned
0✓
Goal: 15 (+100%)

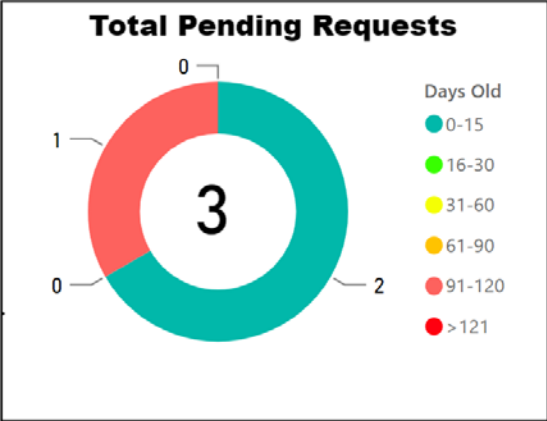
Pending Draft
1✓
Goal: 5 (+80%)

Pending Tech
2✓
Goal: 5 (+60%)

Pending Admin
0✓
Goal: 5 (+100%)

Goal= Threshold for the max # of requests in each bucket

1
Justice Trax Past Critical Age
103
Avg Age of Requests >30 D...
0
Age-Oldest Unassigned
3
Age-Oldest Pending Draft
103
Age-Oldest Pending Tech
0
Age-Oldest Pending Admin



Overall TAT
(Month to Date)

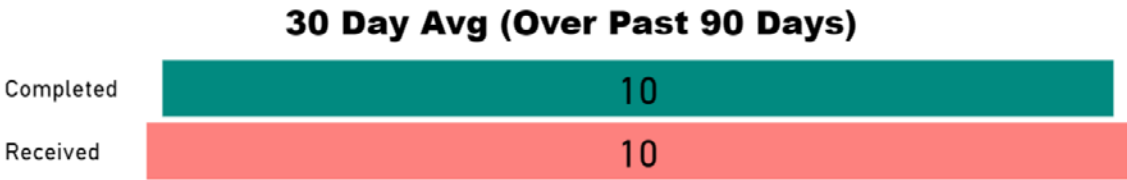
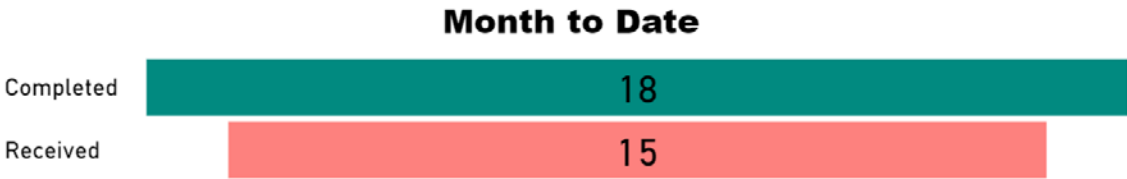
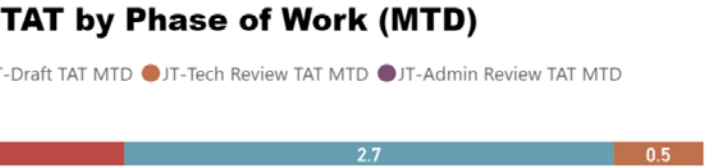
5.2

Goal: 5, 6

Overall TAT
(Past 90 Days)

5.7

Goal: 5, 6



Open Quality Reports

Qualtrax ID
Workflow #
Age

*Reports without a Workflow Id# are not included in the Avg Age

Quality TAT


17✓
Goal: 30, 31

Avg Age of Open Reports*

NaN

Quality Filter

Audio/Video



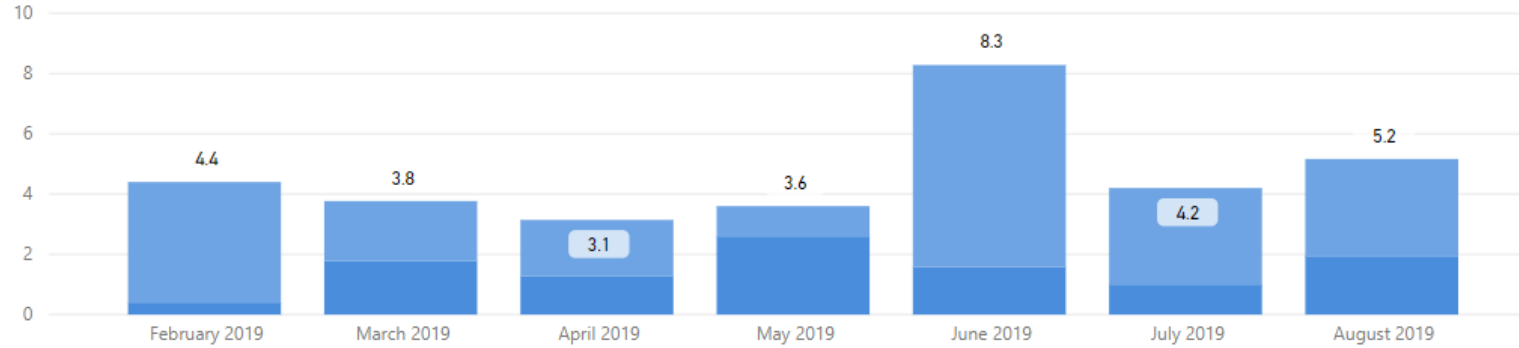
Date Range

8/1/2018

8/31/2019

Total TAT by Month

● Rec'd-Assign TAT ● Assigned TAT ● Total TAT



Request Type

AV Call Out

Priority Type

All

Selected Time Frame Averages

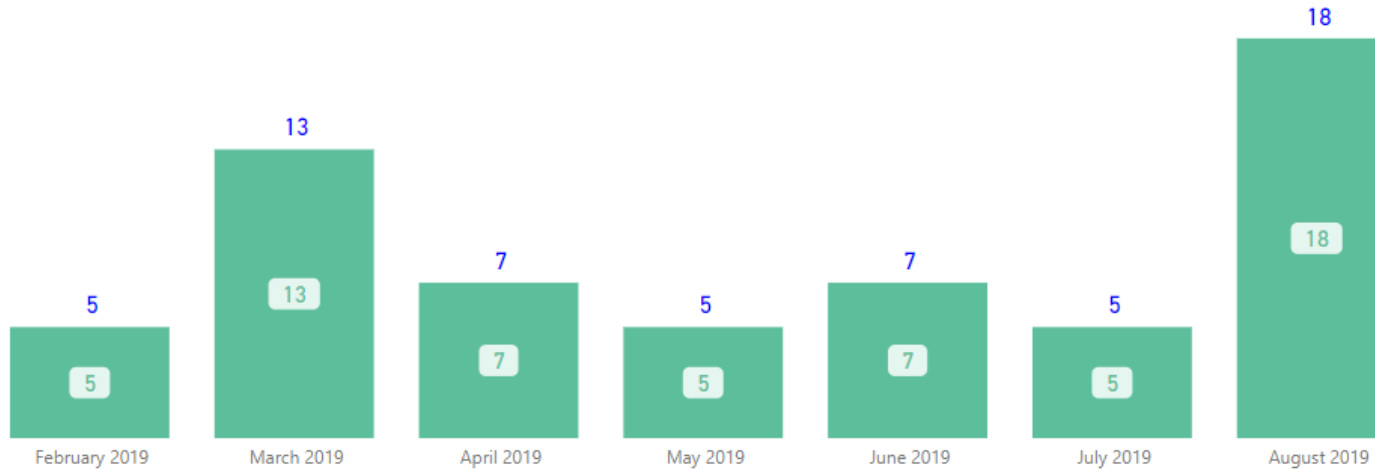
4.72

Total TAT (Rec'd-Compl.) Avg

3.08

Assigned TAT (Asgmt.-Compl.) Avg

Requests Completed



● Requests Completed w/in 30 Days ● Requests Completed > 30 Days Old ● Total Completed

Received to Complete

60

Requests Completed


0

Requests Completed > 30 Days Old

0.00 %

% Completed > 30 Days Old

Requests more than 30 days old are considered to be backlogged requests



Service

AV Call Out

Priority Type

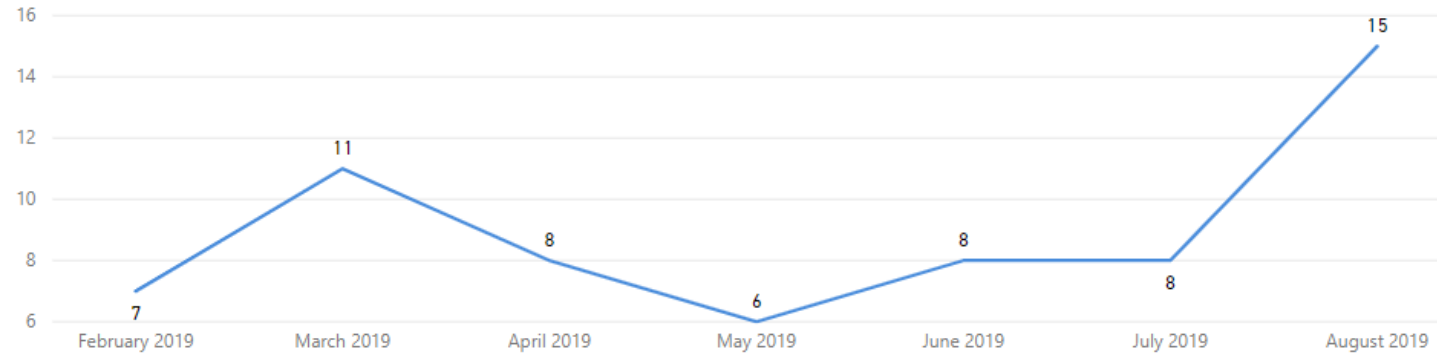
All

Received Filter

8/1/2018

8/31/2019

Received by Month



Total Received

63

Received per Month (Avg)*

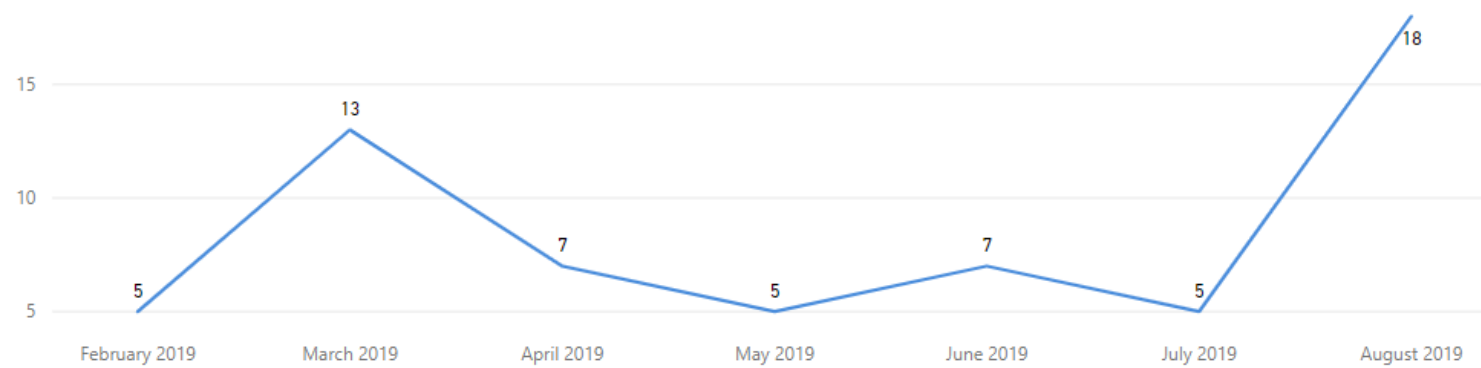
9

Completed Filter

8/1/2018

8/31/2019

Completed by Month




Total Completed

60

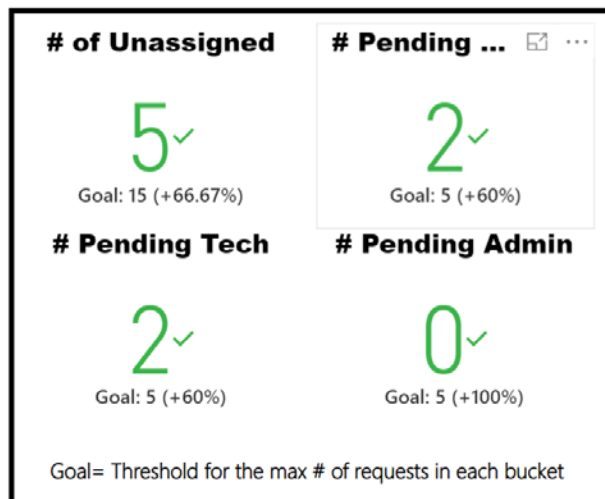
Completed per Month (Avg)*

9

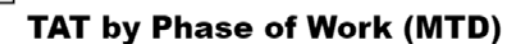
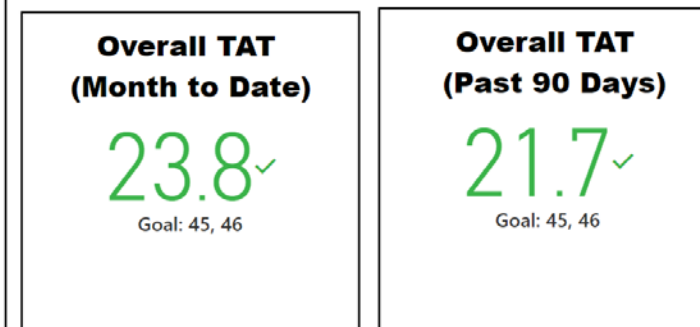
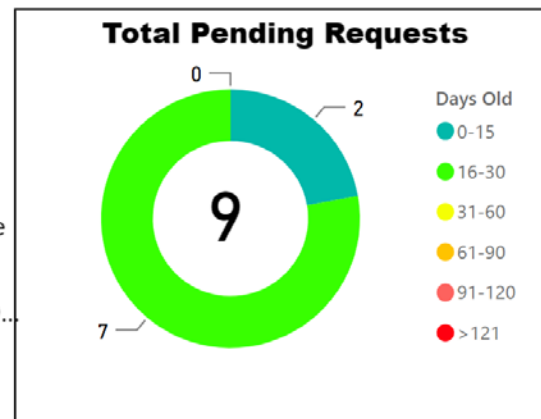
* months with zero activity are not calculated into the average



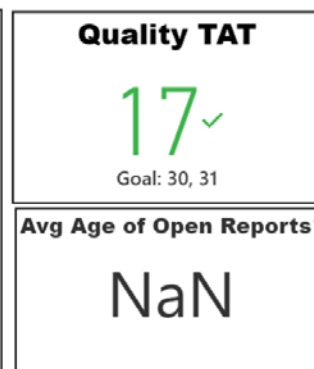
Service: AV Examination ▼ Priority Type: All ▼



0	Justice Trax Past Critical Age
NaN	
Avg Age of Requests > 30 D...	
26	Age-Oldest Unassigned
22	Age-Oldest Pending Draft
25	Age-Oldest Pending Tech
0	Age-Oldest Pending Admin





Open Quality Reports		
Qualtrax ID	Workflow #	Age
<p>*Reports without a Workflow Id# are not included in the Avg Age</p>		



Quality Filter

Audio/Video 



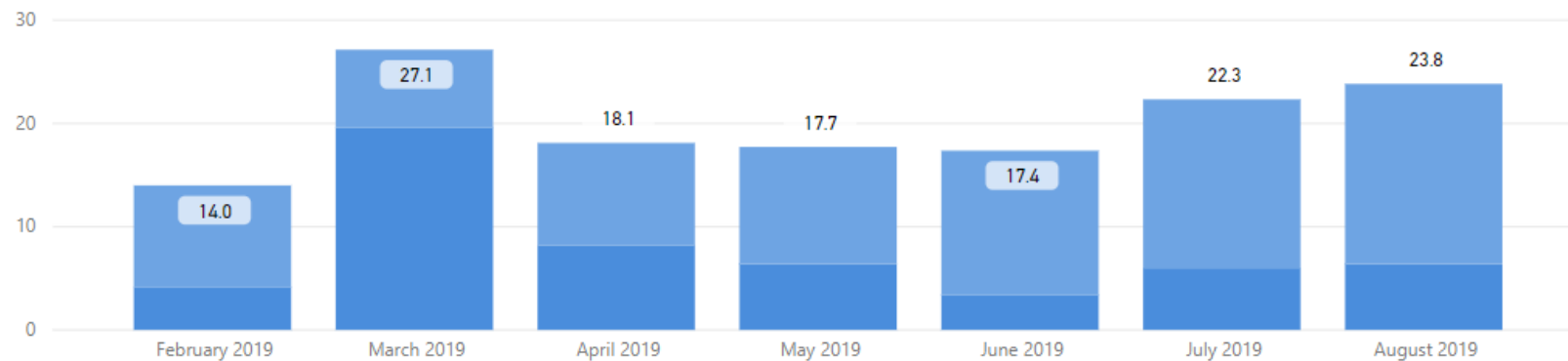
Date Range

8/1/2018

8/31/2019

Total TAT by Month

● Rec'd-Assign TAT ● Assigned TAT ● Total TAT



Request Type

AV Examination

Priority Type

All

Selected Time Frame Averages

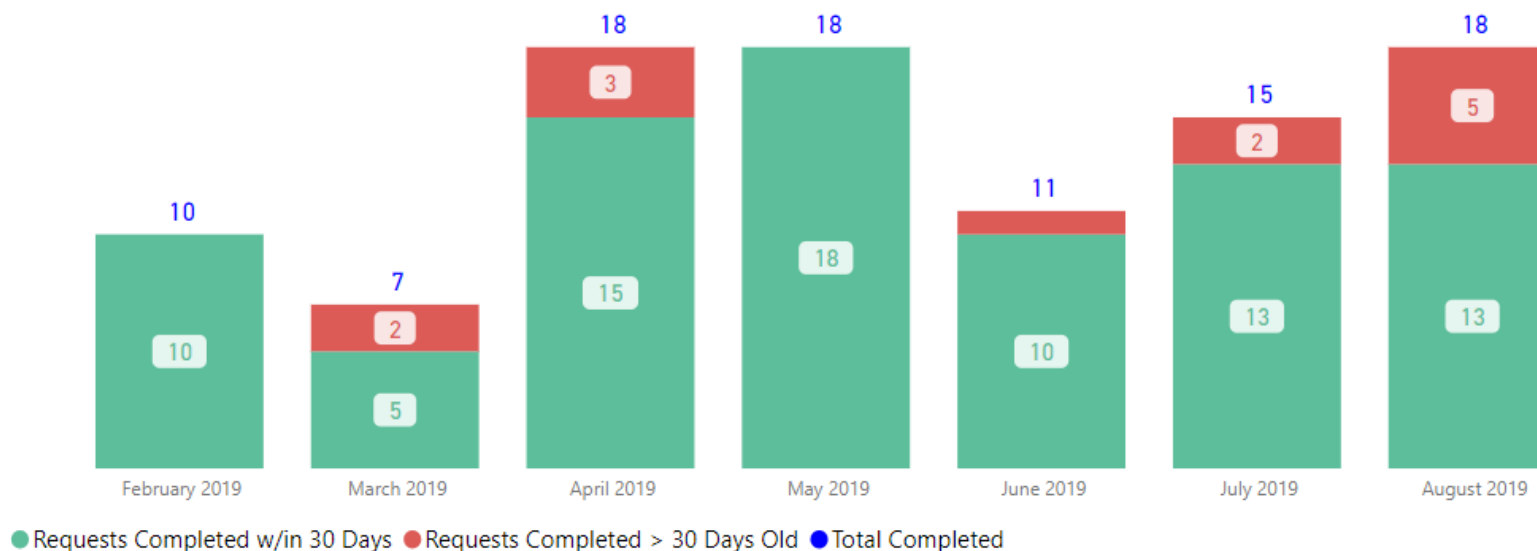
19.90

Total TAT (Rec'd-Compl.) Avg

12.87

Assigned TAT (Asgmt.-Compl.) Avg

Requests Completed



● Requests Completed w/in 30 Days ● Requests Completed > 30 Days Old ● Total Completed

Received to Complete

97

Requests Completed

13

Requests Completed > 30 Days Old

13.40 %

% Completed > 30 Days Old

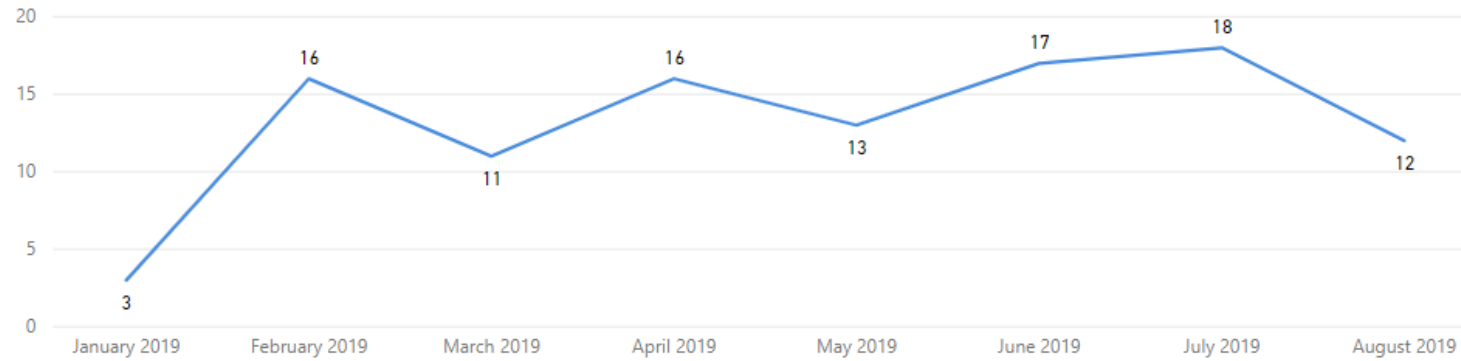
Requests more than 30 days old are considered to be backlogged requests



Service Priority Type

Received Filter

Received by Month



Total Received

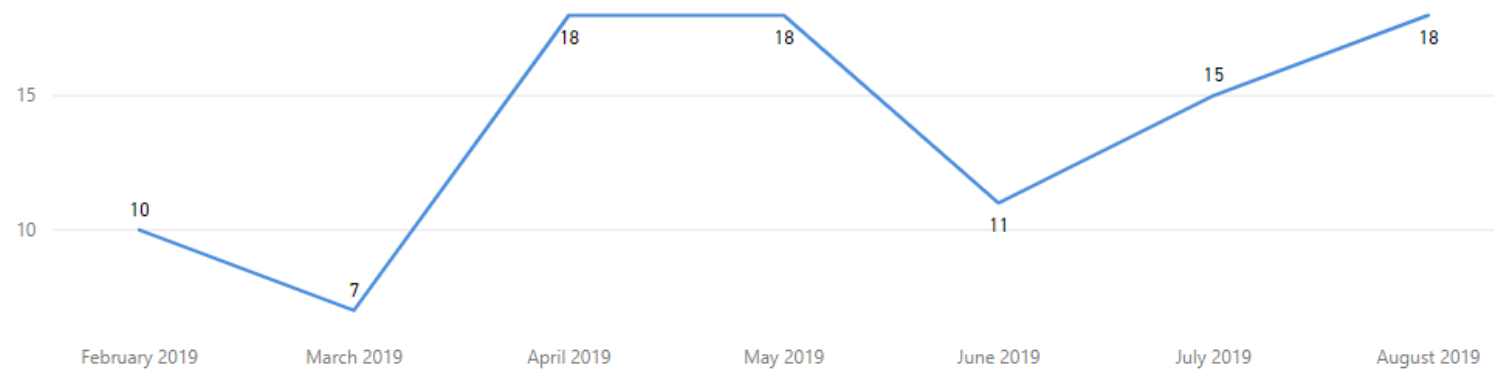
106

Received per Month (Avg)*

13

Completed Filter

Completed by Month




Total Completed

97

Completed per Month (Avg)*

14

* months with zero activity are not calculated into the average



Service
Priority Type

DFL
All

of Unassigned
147!
Goal: 50 (-194%)

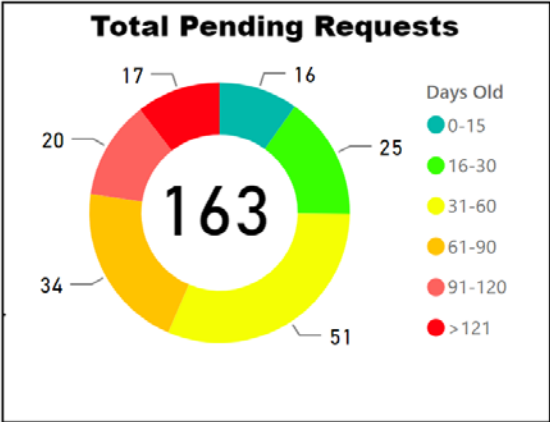
Pending Draft
15!
Goal: 5 (-200%)

Pending Tech
1✓
Goal: 5 (+80%)

Pending Admin
0✓
Goal: 5 (+100%)

Goal= Threshold for the max # of requests in each bucket

122
Justice Trax Past Critical Age
75
Avg Age of Requests >30 D..
215
Age-Oldest Unassigned
150
Age-Oldest Pending Draft
43
Age-Oldest Pending Tech
0
Age-Oldest Pending Admin



Overall TAT
(Month to Date)
89.3!
Goal: 45, 46

Overall TAT
(Past 90 Days)
73.1!
Goal: 45, 46


TAT by Phase of Work (MTD)




TAT by Phase of Work (Past 90 Days)



Month to Date



30 Day Avg (Over Past 90 Days)



Open Quality Reports


Qualtrax ID	Workflow #	Age
49840	N/A	9

Quality TAT
0✓
Goal: 30, 31

Avg Age of Open Reports*
9

Quality Filter
Digital Forensics

*Reports without a Workflow Id# are not included in the Avg Age



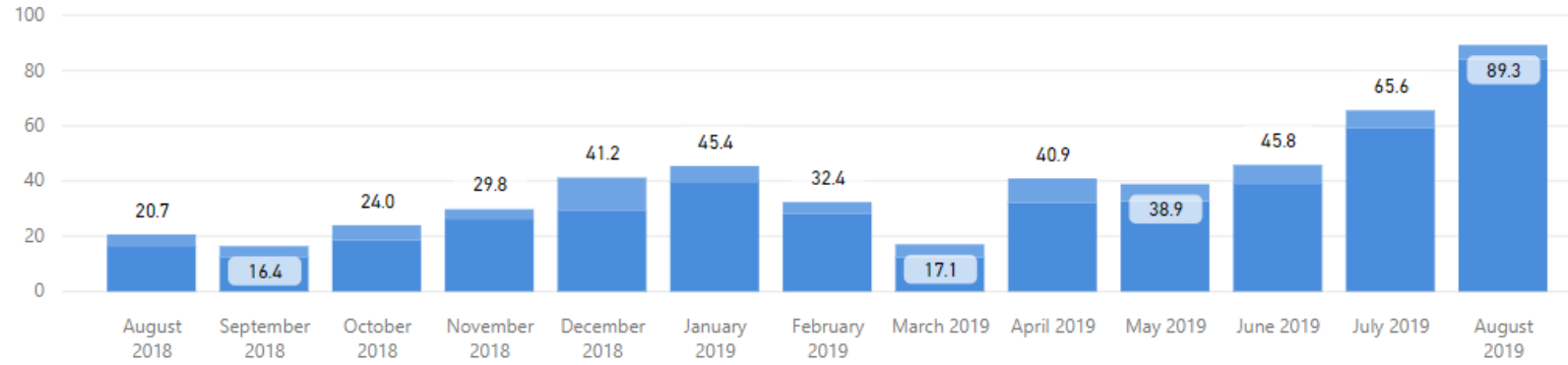
Date Range

8/1/2018

8/31/2019

Total TAT by Month

● Rec'd-Assign TAT ● Assigned TAT ● Total TAT



Request Type

DFL

Priority Type

All

Selected Time Frame Averages

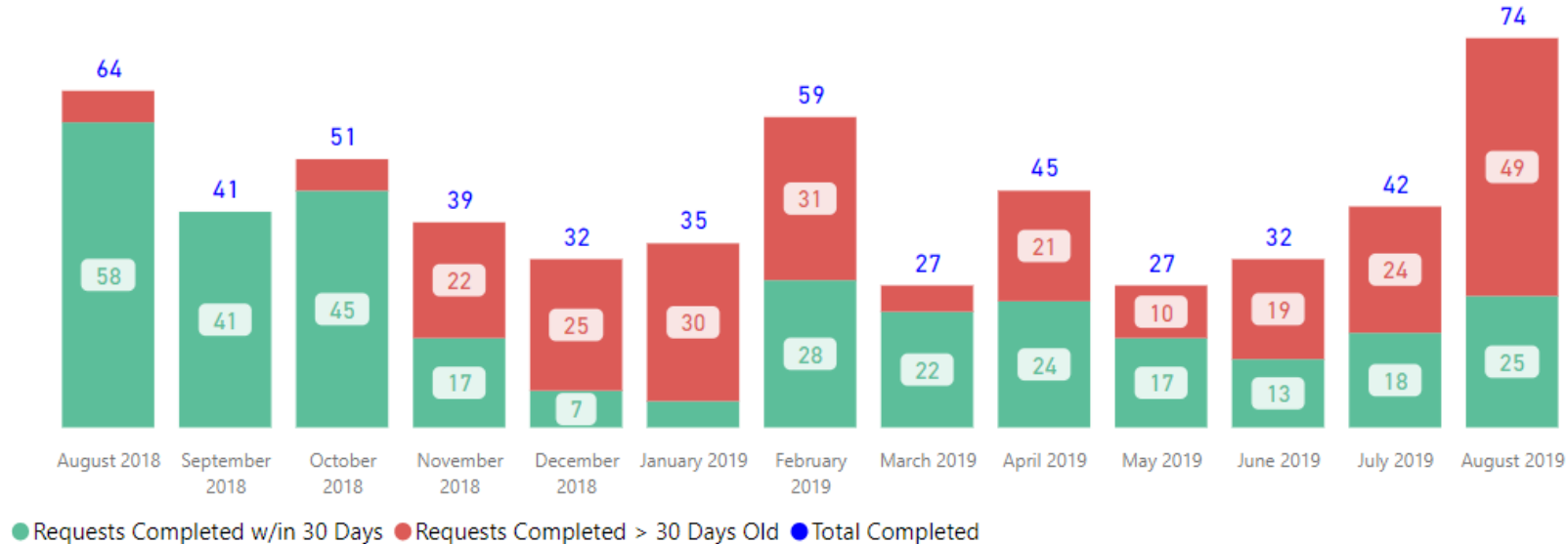
41.16

Total TAT (Rec'd-Compl.) Avg

5.67

Assigned TAT (Asgmt.-Compl.) Avg

Requests Completed



Received to Complete

568

Requests Completed


248

Requests Completed > 30 Days Old

43.66 %

% Completed > 30 Days Old

Requests more than 30 days old are considered to be backlogged requests



Service

DFL

Priority Type

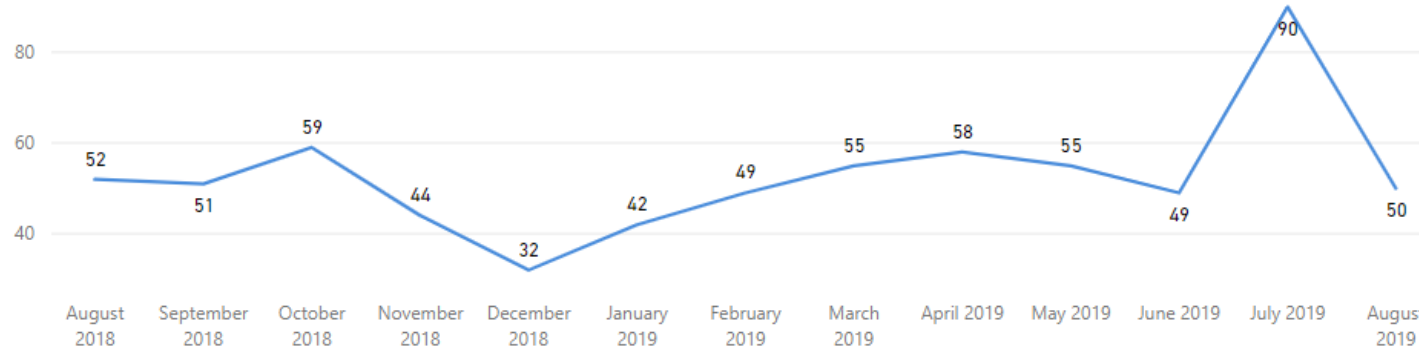
All

Received Filter

8/1/2018

8/31/2019

Received by Month



Total Received

686

Received per Month (Avg)*

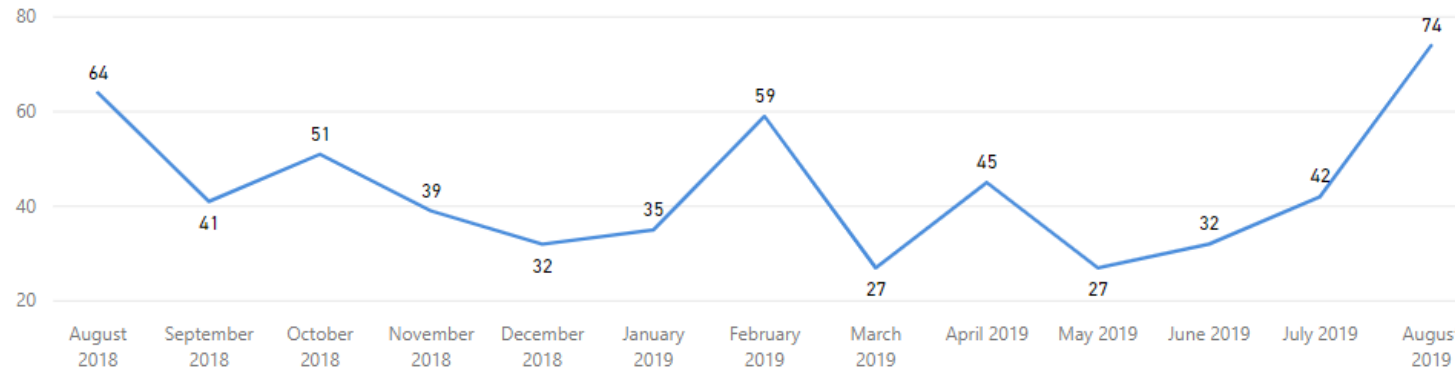
53

Completed Filter

8/1/2018

8/31/2019

Completed by Month




Total Completed

568

Completed per Month (Avg)*

44

* months with zero activity are not calculated into the average



Crime Scene Unit



CSU

Call outs

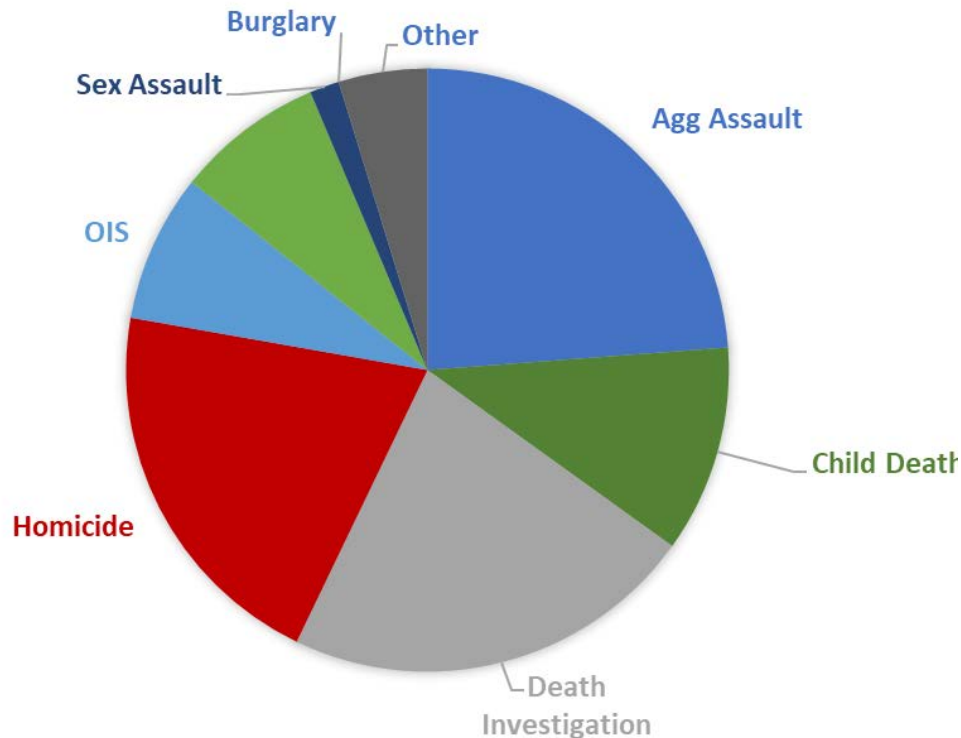
63

Critical issues

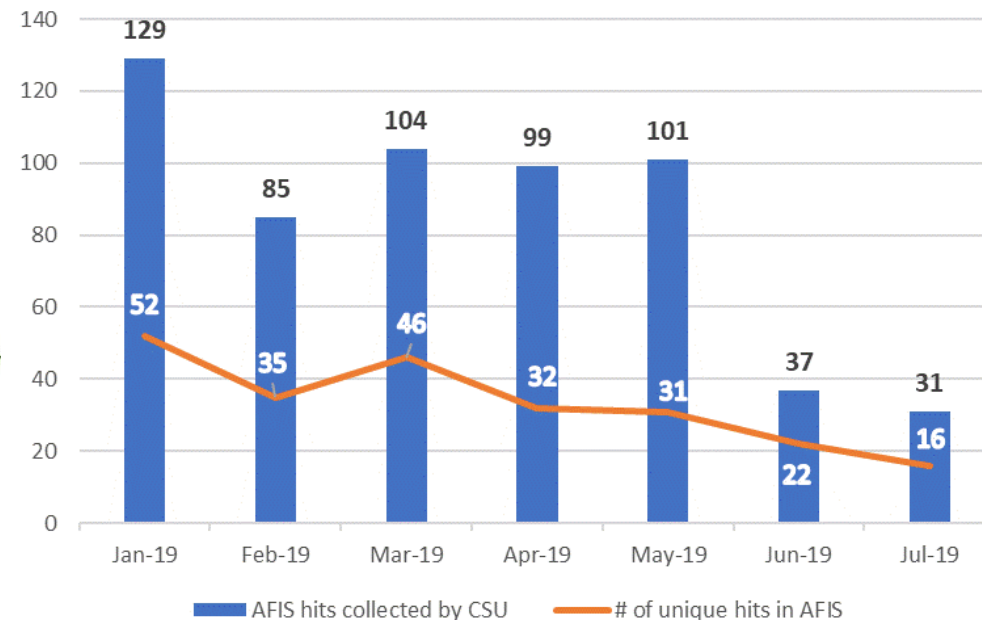
0

- CSU callouts: 63
- Cars processed at VEB: 43
- Items of evidence collected: 1,823
- Hours spent at scenes: 526hrs = 8hrs/day

- Trainee authorized for supervised casework
- Two CSIs participated in internal audit
- FARO Training – ALL CSIs are now trained and authorized



Latent Processing by CSU



Service

Priority Type

CSU Response

All

of Unassigned

0✓

Goal: 0

Pending Draft

85!

Goal: 30 (-183.33%)

Pending Tech

167!

Goal: 30 (-456.67%)

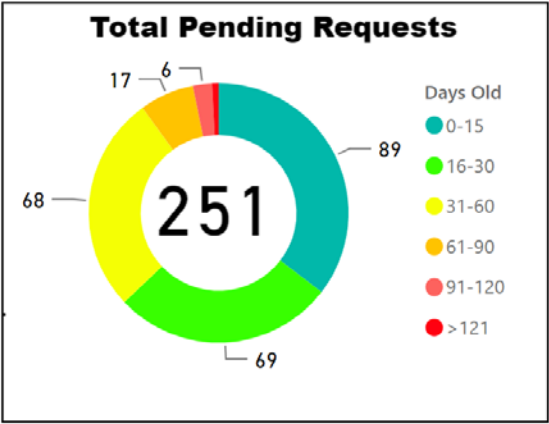
Pending Admin

0✓

Goal: 0

Goal= Threshold for the max # of requests in each bucket

93
Justice Trax Past Critical Age
53
Avg Age of Requests >30 D..
0
Age-Oldest Unassigned
94
Age-Oldest Pending Draft
148
Age-Oldest Pending Tech
0
Age-Oldest Pending Admin



Overall TAT
(Month to Date)

38.3!

Goal: 30, 31

Overall TAT
(Past 90 Days)

41.5!

Goal: 30, 31

TAT by Phase of Work (MTD)

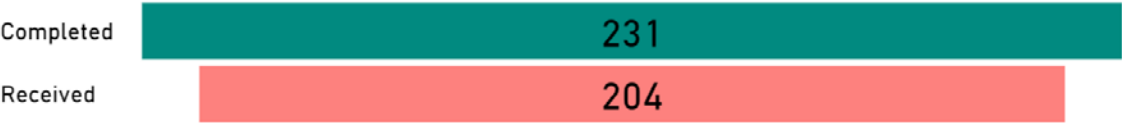
● JT-Assign TAT MTD ● JT-Draft TAT MTD ● JT-Tech Review TAT MTD ● JT-Admin Review TAT MTD



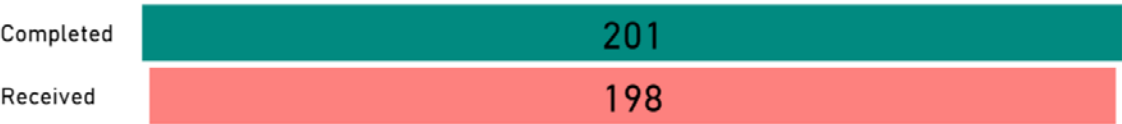
TAT by Phase of Work (Past 90 Days)



Month to Date



30 Day Avg (Over Past 90 Days)



Open Quality Reports		
Qualtrax ID	Workflow #	Age
26827	2018-IA-41	299
44840	2019-039	81
45841	2019-033	68
47265	2019-037	48
47372	2019-040	46
48067	2019-046	35
48279	2019-047	32

*Reports without a Workflow Id# are not included in the Avg Age

Quality TAT

23✓


Goal: 30, 31

Avg Age of Open Reports*

68

Quality Filter

Crime Scene



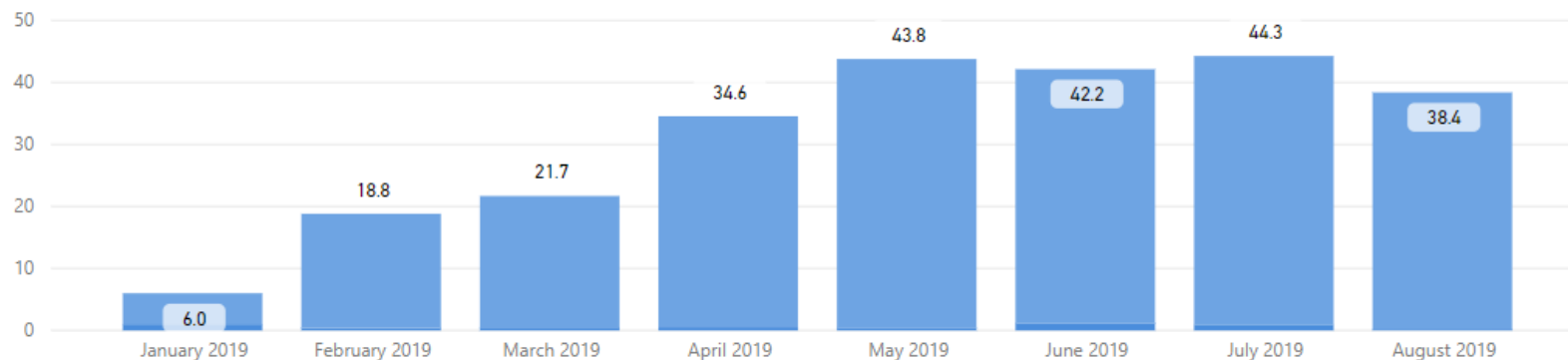
Date Range

8/1/2018

8/31/2019

Total TAT by Month

● Rec'd-Assign TAT ● Assigned TAT ● Total TAT



Request Type

CSU Response

Priority Type

All

Selected Time Frame Averages

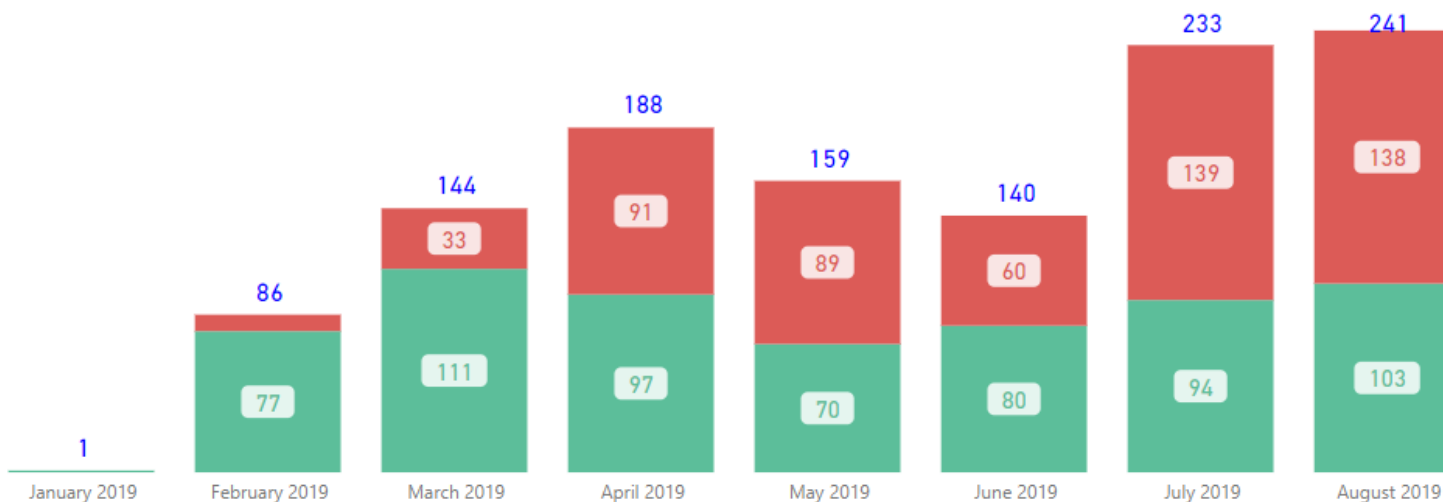
36.64

Total TAT (Rec'd-Compl.) Avg

36.07

Assigned TAT (Asgmt.-Compl.) Avg

Requests Completed



● Requests Completed w/in 30 Days ● Requests Completed > 30 Days Old ● Total Completed

Received to Complete

1192

Requests Completed

559

Requests Completed > 30 Days Old

46.90 %

% Completed > 30 Days Old

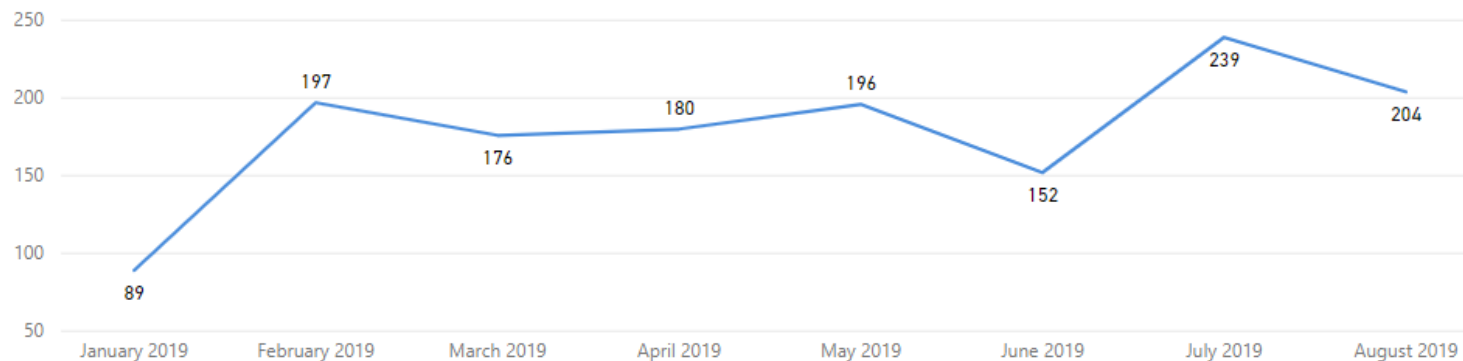
Requests more than 30 days old are considered to be backlogged requests



Service Priority Type

Received Filter

Received by Month



Total Received

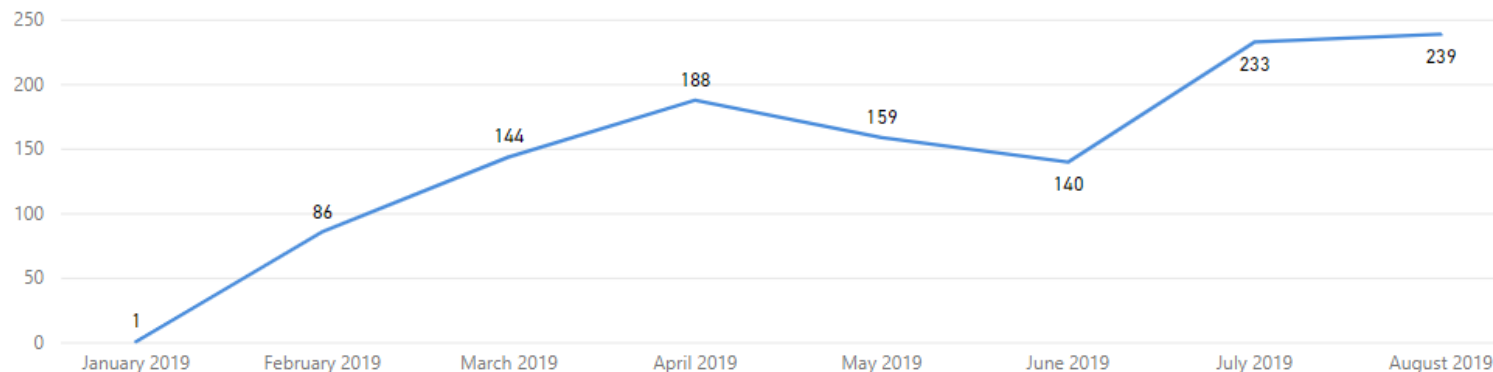
1,433

Received per Month (Avg)*

179

Completed Filter

Completed by Month




Total Completed

1,190

Completed per Month (Avg)*

149

* months with zero activity are not calculated into the average



500 Jefferson Office/Lab Project, 9/6/19 HFSC Board Update

Project Status

- **Good progress since last Board meeting, but lots to do. Key milestones collectively achieved:**
 - Completed generator and two air handlers lift to roof, hooked-up HVAC/venting, significant capacity, once through air
 - Moved existing fume hoods/glue chamber, installed existing and new fume hoods/glue chamber, hooked-up venting
 - Installed epoxy floor (preparation, float, including 6 inches up walls), other trades shut down for one week during process
 - Ceiling grid, lighting in place. Electrical, IT, plumbing rough in complete
 - Furniture install commences 9/9/19
- **18th floor, focused on two key areas: 1) complete each trade's scope, 2) complete controls, testing and balancing, commissioning**
 - **Each trade's scope, work focus:**
 - Sealing above ceiling, fireproofing, ceiling grid/ceiling tile, electrical, IT, millwork/plumbing, doors/windows, painting, inspections, clean-up. Key focus through mid-September
 - Furniture install, final electrical/IT, access cards/cameras
 - **HVAC/venting controls systems, testing and balancing, commissioning (target dates presented, tight schedule):**
 - Lab systems start-up, address issues as arise
 - Automated controls equipment delivery, progressive install, HVAC/venting start-up 9/4/19, finish 9/16/19
 - Testing and balancing start-up 9/11/19, finish 9/24/19
 - Commissioning 9/25/19+ (several weeks)
 - Significant scope, stress test systems, address issues

- **Basement:**
 - Dry wall/Armortex bullet resistant wall panels basically installed, electrical/IT rough-in complete
 - Working on drainage, venting, then firing range, electrical/IT, plumbing, painting, concrete seal, access cards/cameras
- **18th floor and basement space hand-over 10/1/19, punch list, monitoring status/walk space daily**
- **HFSC lab move-in, October/November 2019/ongoing, in summary:**
 - 3 instrument moves, 61 instruments (10/14-17, 11/4-7, 11/5-6)
 - 2 staff moves, 72 staff (10/7-17, 11/4-14)
 - HFSC piping install, chemicals/equipment/glassware/etc. moves (occur twice, in line with instrument moves), evidence, firearms/ ammo/supply room, shooting tank/NIBIN install, lab clean(s)
 - Instrument performance checks, plans in place, progress/ monitor return to case work operations (varies by section), ongoing
 - Install two new toxicology LCQQQ, venting (8-month validation)
 - Hand-back remaining Travis space, target 2nd half November

Project Oversight/Budget Status

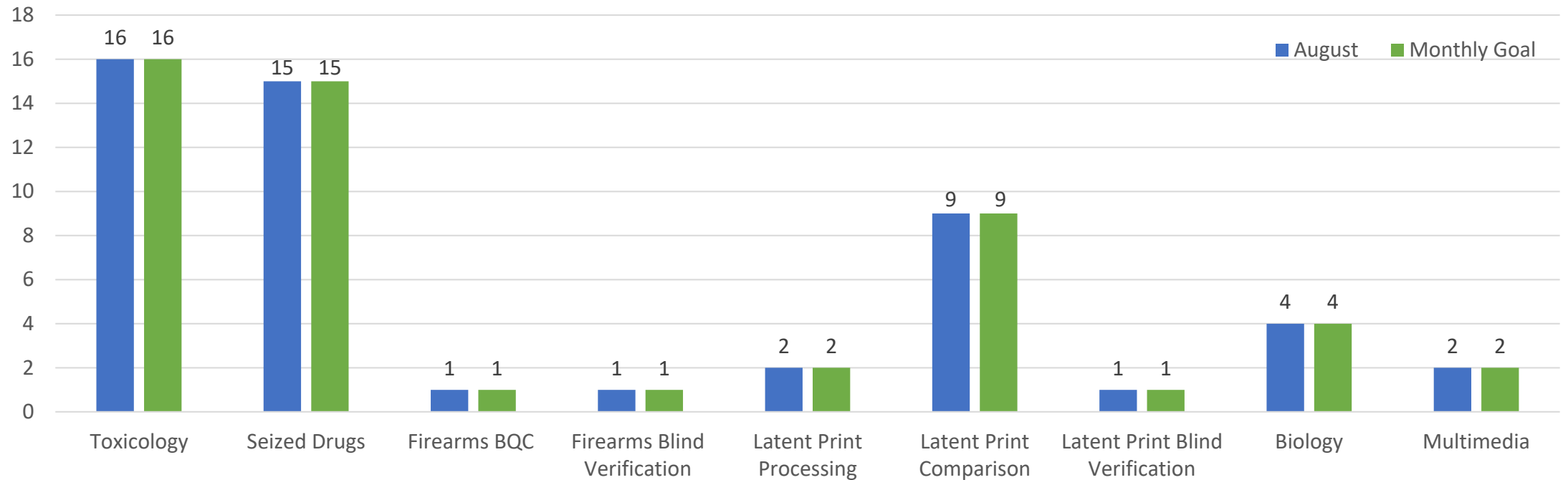
- Monitor critical contractor gantt charts, HFSC work plans, deadlines
- Weekly HFSC/Landlord project meetings, 2 x per week where required
- HFSC Steering Committee bi-weekly alignment meetings
- Project budget \$1 million: moves, IT/security, shooting tank, project management, change orders, other
- To date: committed/estimates \$730,000, invoiced \$257,000, on target
- Excludes lab furniture, committed \$335,000, invoiced \$67,000 (funded via grant/landlord)

Quality Division Report

September 13, 2019



BQCs Submitted in August



Blind Quality: Accomplishments and Challenges

- HPD requested written approval from the Bureau of Alcohol, Tobacco, Firearms and Explosives (ATF) to submit blinds through the National Integrated Ballistic Information Network (NIBIN)
- Multimedia blind discovered

Forensic Discipline	Cases Completed in August
Toxicology – BAC	21
Seized Drugs	13
Biology	0 (DNA) 4 (screening)
Firearms – Blind Verification (BV)	2
Firearms	1
Latent Print Processing	1
Latent Print Comparison	7
Latent Print – Blind Verification (BV)	1
Multimedia	4



Audits/Disclosures/Corrective Actions

ANAB off-site assessment finalized

- HFSC's accreditation continued
- New certificate and scope documents issued

2015 toxicology report had a typographical error in the reported blood alcohol concentration (BAC) results

- Typo led to reporting a result as under the legal limit when in fact it was above
- Two items tested in case, one accurately reported as above the legal limit
- Report amended, notifications made to district attorney and defense
- Audit being performed using statistical sampling



2019 Proficiency Testing (PT)

Discipline		Tests in Progress	Tests Completed	Comments
Seized Drugs		15	-	Two tests being investigated
Toxicology		4	7	
Firearms		4	1	
Crime Scene		1	1	
Latent Prints		2	4	
Multimedia	Audio/Video	7	-	
	Digital	3	-	
Forensic Biology		9	20	



Seized drugs proficiency tests

1

- Involved analysts notified of results

2

- Subsequent analysis detected codeine in both test samples

3

- Quality determined seized drug SOP followed in original analysis, despite non-consensus result

4

- Blind spot in SOP has been revised



Detailed Data



2019 Testimony Data

- 47 analysts have testified this year
- 43 of 47 have been monitored
 - 1 analyst had a non-technical expert monitor him – analyst will be monitored by a technical expert at next testimony or transcript from this testimony will need to be requested
 - 3 testified for work done prior to HFSC employment – no monitoring needed
- Transcript review project
 - 3 transcripts received in August



Quality Division Notifications

Incidents, Corrective and Preventive Actions

Monday, September 9, 2019

7:30:14 AM

Page 1 of 4

	Quality Notified	Summary of Notification	Comments
Biology			
2019-057 IR	8/2/2019	A deduction from a 2016 Forensic Biology case is being revised in accordance with the current interpretation guidelines.	
2019-061 IR	8/19/2019	Instrumentation was used to create the master mix during a Forensic Biology quantification plate set-up however master mix must be manually created according to the current SOP.	
2019-IA-12 IR	8/9/2019	During the Forensic Biology section 2019 internal audit, it was noted that there was no documentation showing three staff members had completed the required ethics training in 2018.	
2019-IA-13 IR	8/9/2019	During the Forensic Biology section 2019 internal audit, it was noted that two staff members did not have a DNA analysis/report writing competency test as part of their training program.	
2019-IA-14 IR	8/9/2019	During the Forensic Biology section 2019 internal audit, it was noted that the authorization memos of two staff members did not include their ability to issue screening reports.	
2019-IA-15 CAR	8/9/2019	While conducting the evidence audit of the Forensic Biology section, the internal audit team noted that the physical and electronic chain of custody locations for several case items were not accurate.	
2019-IA-16 IR	8/9/2019	During the Forensic Biology section 2019 internal audit, it was noted that two cases documented the release of information under extraordinary circumstances to the assigned investigator, however this was not documented in the report as was required per the Quality Manual.	

HFSC's Quality Division investigates nonconforming work and helps develop solutions in compliance with accreditation and legal standards. With regard to the items listed above, the Division has not detected any use of inaccurate results in a criminal proceeding.

Quality Division Notifications

Incidents, Corrective and Preventive Actions

Monday, September 9, 2019

7:30:46 AM

Page 2 of 4

	Quality Notified	Summary of Notification	Comments
2019-IA-17 IR	8/9/2019	During the Forensic Biology section 2019 internal audit, the audit team discovered that the performance check for the analytical balance for May 2019 was outside the acceptable range.	
2019-PAR3 PAR	8/6/2019	A Forensic Biology worksheet was revised to include a column where staff can indicate the "sample type" for each sample. This column helps staff correctly order samples on the worksheet so that evidence samples precede reference samples as is required by SOP.	

Client Services/Case Management

2019-063 IR	8/23/2019	A Client Services/Case Management (CS/CM) staff member did not properly measure a blood sample that contained serum when it was accepted for blood alcohol analysis. The sample will require a consumption order prior to analysis.	
----------------	-----------	---	--

Crime Scene

2019-059 CAR	8/6/2019	Five Crime Scene Unit staff members used the FARO instrument (a three-dimensional laser scanner used to document scene measurements and create scene diagrams) without the proper authorization documentation.	
2019-060 IR	8/2/2019	A crime scene investigator (CSI) processed a scene involving a crash between two vehicles and did not document one of the vehicles in accordance with the section's SOP.	
2019-066 IR	8/2/2019	Crime Scene Investigators (CSIs) missed a friction ridge impression in possible blood (referred to as a patent print) while processing a scene on May 18, 2019.	

Firearms

HFSC's Quality Division investigates nonconforming work and helps develop solutions in compliance with accreditation and legal standards. With regard to the items listed above, the Division has not detected any use of inaccurate results in a criminal proceeding.

Quality Division Notifications

Incidents, Corrective and Preventive Actions

Monday, September 9, 2019

7:31:09 AM

Page 3 of 4

	Quality Notified	Summary of Notification	Comments
2019-IA-18 IR	8/21/2019	During the 2019 Firearms internal audit, the audit team discovered that two reference collection firearms were not located where indicated by Porter Lee LIMS asset manager.	
2019-IA-19 CAR	8/21/2019	As a result of the 2019 Firearms internal audit, it was noted that firearms reports do not list the method used.	
Seized Drugs			
2019-056 CAR	8/6/2019	The results for two Seized Drug proficiency tests (PTs) were inconsistent with the PT provider's consensus report.	
2019-IA-09 IR	8/6/2019	The 2019 internal audit team discovered that two aliquot bottles of reagents in the Seized Drugs section were not labeled correctly.	
2019-IA-10 IR	8/6/2019	The 2019 internal audit team discovered that the identity of the Seized Drugs section personnel completing the monthly performance check for balance MT#11 was not documented.	
2019-IA-11 IR	8/6/2019	The 2019 internal audit team discovered during the case file review for the Seized Drugs section, that one case did not record the completion of the required negative reagent control check. This was the only instance observed in the ninety-three cases reviewed during this internal audit.	
Toxicology			
2019-058 IR	8/7/2019	Cases meeting acceptance criteria were inadvertently screened twice for ELISA. The qualitative results for the second injection for one case were not consistent with the original screening results. The sample was re-analyzed a third time.	

HFSC's Quality Division investigates nonconforming work and helps develop solutions in compliance with accreditation and legal standards. With regard to the items listed above, the Division has not detected any use of inaccurate results in a criminal proceeding.

Quality Division Notifications

Incidents, Corrective and Preventive Actions

Monday, September 9, 2019

7:31:29 AM

Page 4 of 4

	Quality Notified	Summary of Notification	Comments
2019-062 CAR	8/22/2019	A Toxicology laboratory report containing incorrect blood alcohol results was released in 2015. This will be disclosed to the Texas Forensic Science Commission.	

HFSC's Quality Division investigates nonconforming work and helps develop solutions in compliance with accreditation and legal standards. With regard to the items listed above, the Division has not detected any use of inaccurate results in a criminal proceeding.