Operations Data- October 2022

October 2022 Company Overview

HFSC Turnaround Time (TAT)

TAT Date Range*

Porter Lee		Justice Trax	
11/1/2021	10/31/2022	11/1/2021	10/31/2022

Analysis TAT	Overall TAT
32	97

* Both Porter Lee and Justice Trax date ranges MUST be set to the same date range

Backlog

Number of Requests Backlogged

5,849

% of Requests in Backlog

20.3%

Avg Age of Open Requests

Avg Age of Open Request...

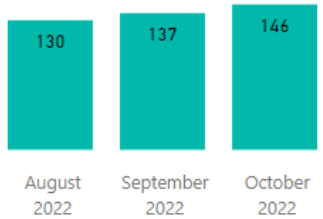

% Decrease in Avg Age of Open Requests*

-51.7%

* compared to beginning of performance year

October 2022 Company Overview

% Decrease in Age of Open Requests*

-51.7%

* compared to beginning of performance year

% of Requests in Backlog

20.3%

Avg Age of Open Requests (Days)

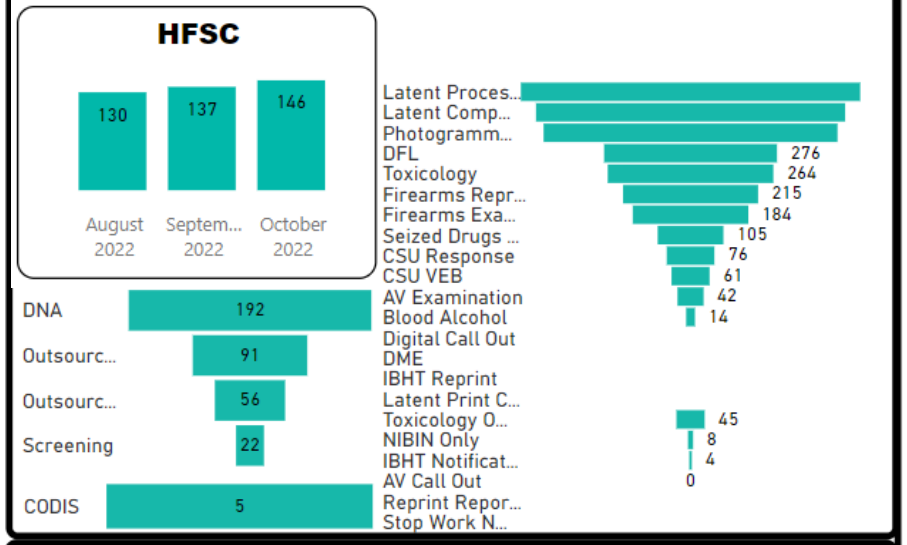

Request Backlog

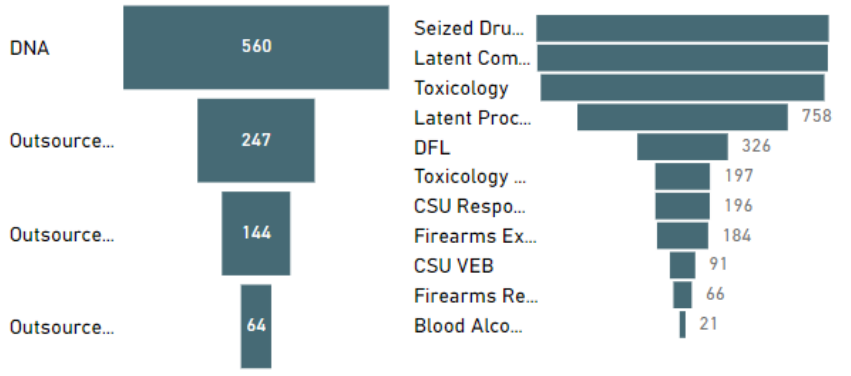

Section/Service Backlog Present if >15 requests are in the Backlog

Turnaround Time (Past 30 Days)

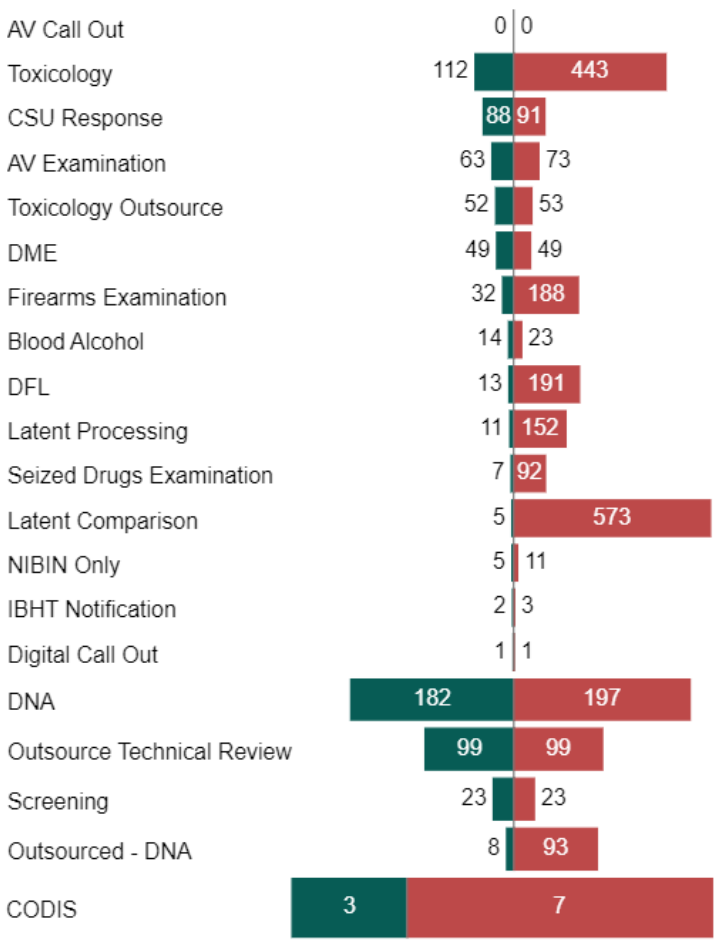

Key for Dashboard Section Pages

Center of ring=total pending cases
Ring=breakdown of age for all pending cases

Type of Testing

Service: Seized Drugs Examination
Priority Type: All

Backlogged Requests: 383
Avg Age of Backlog (days): 142

Pending work

Longest Time in Phase (Pending)

Unassigned	473
Draft	11
Tech	10
Admin	14

# of Unassigned: 623 (Goal: 100 (-523%))

 # Pending Draft: 23 (Goal: 100 (+77%))

 # Pending Tech: 5 (Goal: 50 (+90%))

 # Pending Admin: 3 (Goal: 50 (+94%))

Goal= Threshold for the max # of requests in each bucket

Pending Requests

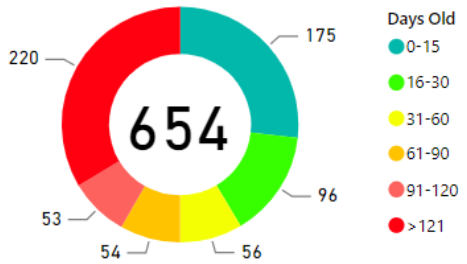

Avg Age (days): 89

Overall TAT (MTD): 35.2 (Goal: 14, 15)

Analysis TAT (MTD): 4.1 (Goal: 14, 15)

Overall TAT (Past 90 Days): 31.8 (Goal: 14, 15)

Analysis TAT (Past 90 Days): 4.6 (Goal: 14, 15)

Turnaround time (days) by phase of work

TAT by Phase of Work (MTD)

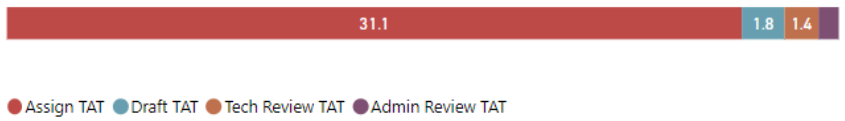

TAT by Phase of Work (Past 90 Days)

Month to Date

Completed	315
Received	396

30 Day Avg (Over Past 90 Days)

Completed	313
Received	365

TAT= Turnaround Time MTD= Month to date Backlogged Requests = Requests open over 30 days

Key for Dashboard Historical Pages 1/2

Date Range

8/1/2018 | 8/31/2019

Total TAT by Month

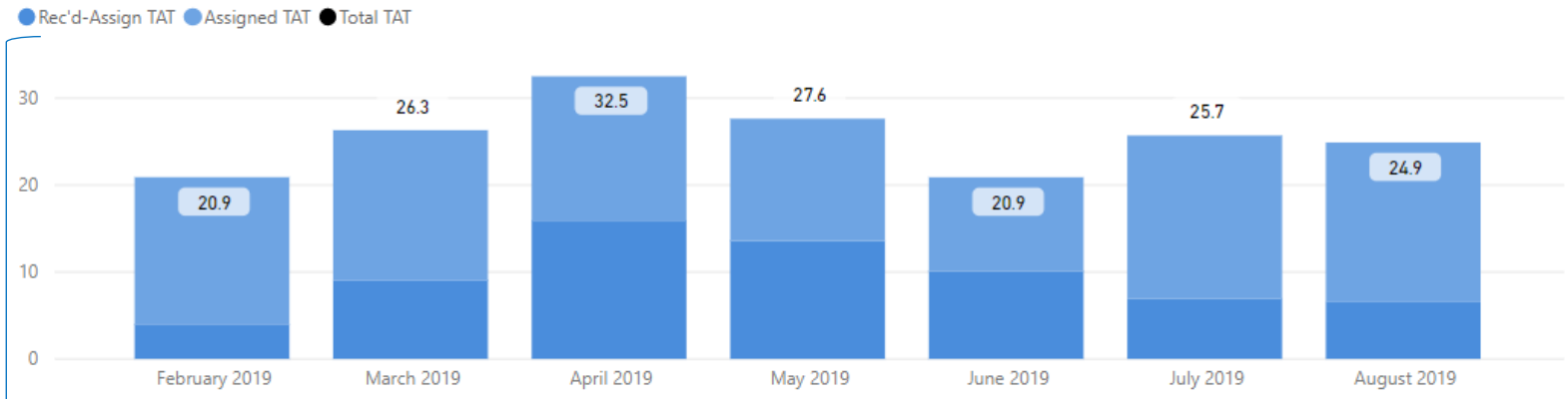

Data broken down by month

Requests Completed

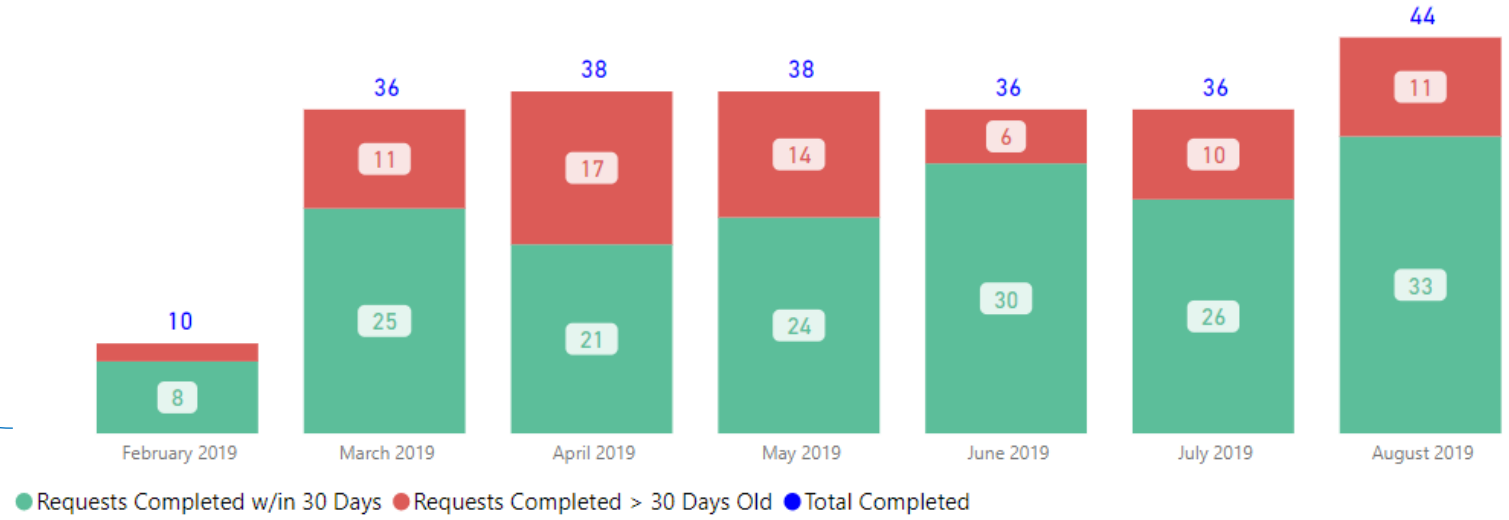

Type of testing

Request Type

Firearms Examination

Priority Type

All

Report type

Selected Time Frame Averages

26.11
Total TAT (Rec'd-Compl.) Avg

16.08
Assigned TAT (Asgmt.-Compl.) Avg

Overall average for the selected date range

Received to Complete

238
Requests Completed

71
Requests Completed > 30 Days Old

29.83 %
% Completed > 30 Days Old

Requests more than 30 days old are considered to be backlogged requests

TAT= Turnaround Time

Key for Dashboard Historical Pages 2/2

Type of testing

Service: Seized Drugs Examination

Priority Type: All

Report type

Received Filter

8/1/2018 8/31/2019

Received by Month

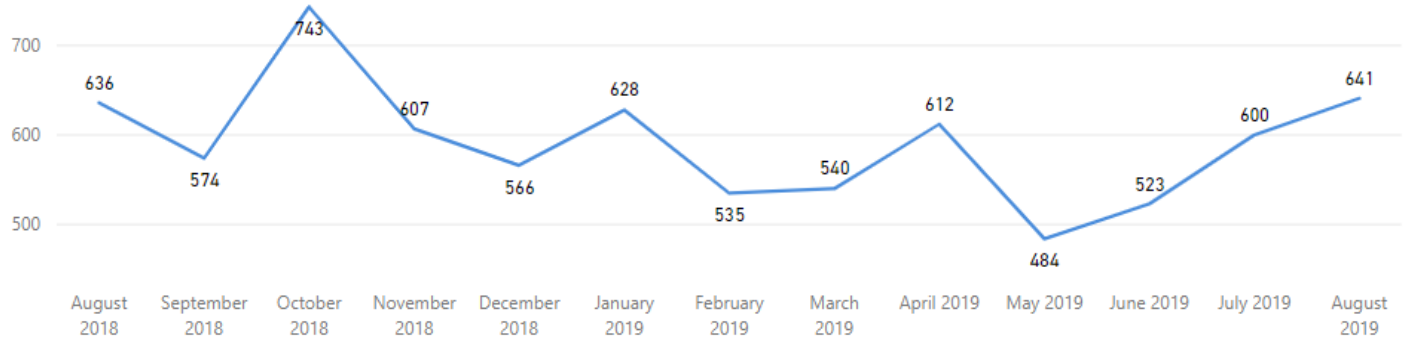

Total Received

7,689

Received per Month (Avg)*

591

Overall average for the selected date range

Data broken down by month

Completed Filter

8/1/2018 8/31/2019

Completed by Month

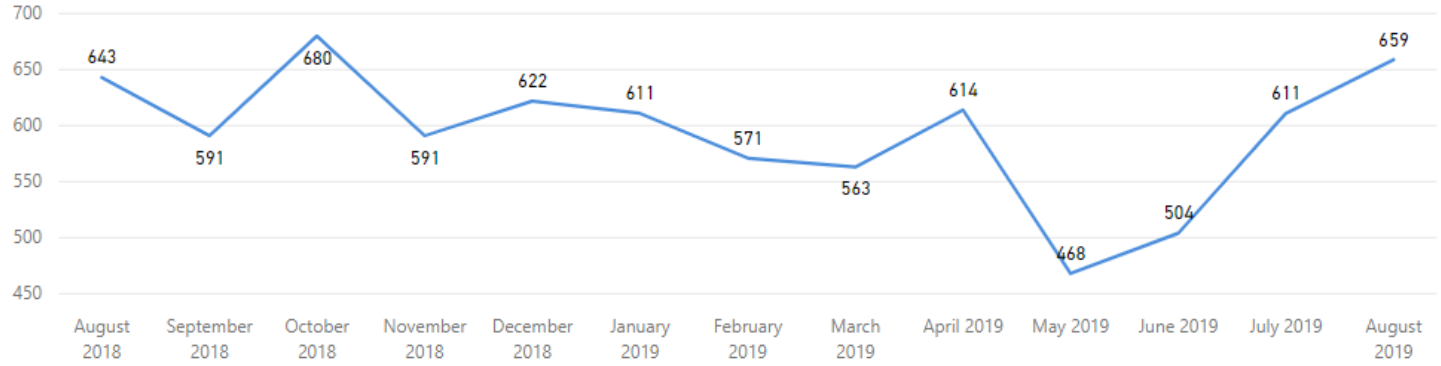

Total Completed

7,728

Completed per Month (Avg)*

594

Overall average for the selected date range

*** months with zero activity are not calculated into the average**

Client Services and Case Management (CS/CM)

CS/CM – October

Total Time by Section (Hours)

See Time Categories by Section slide for breakdown

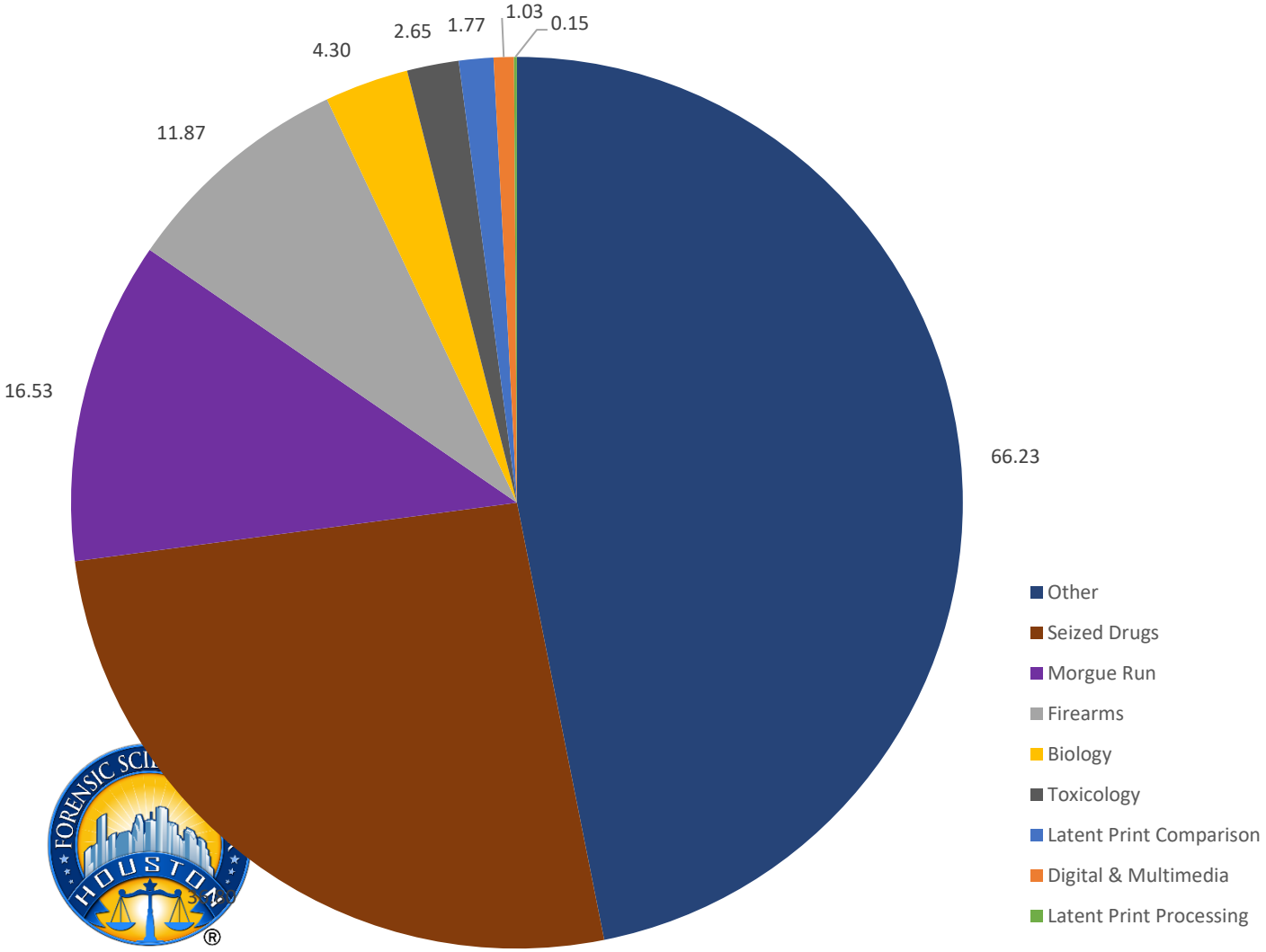

Evidence Handling

Total Items by Section

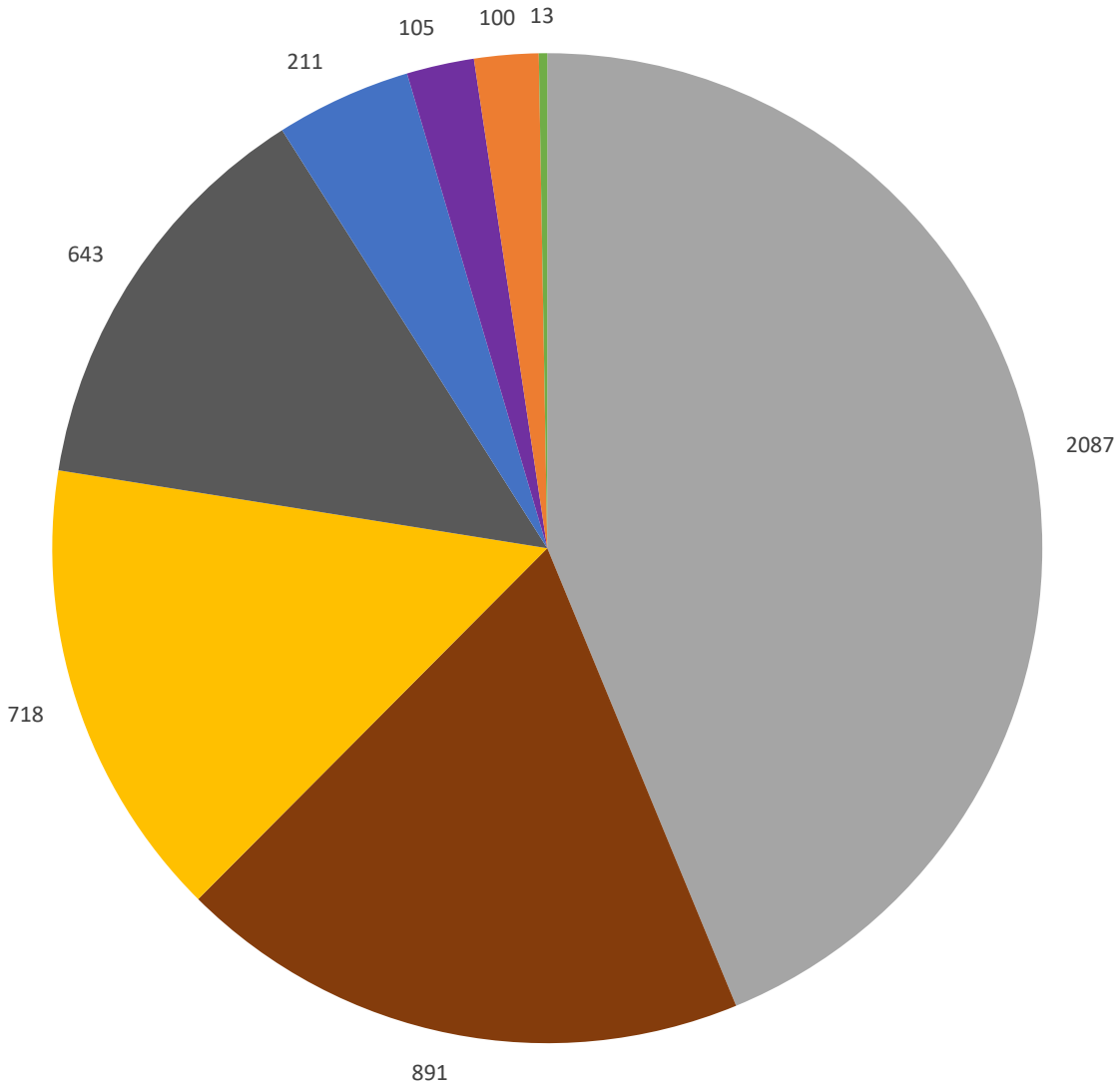

CS/CM – October

Administrative

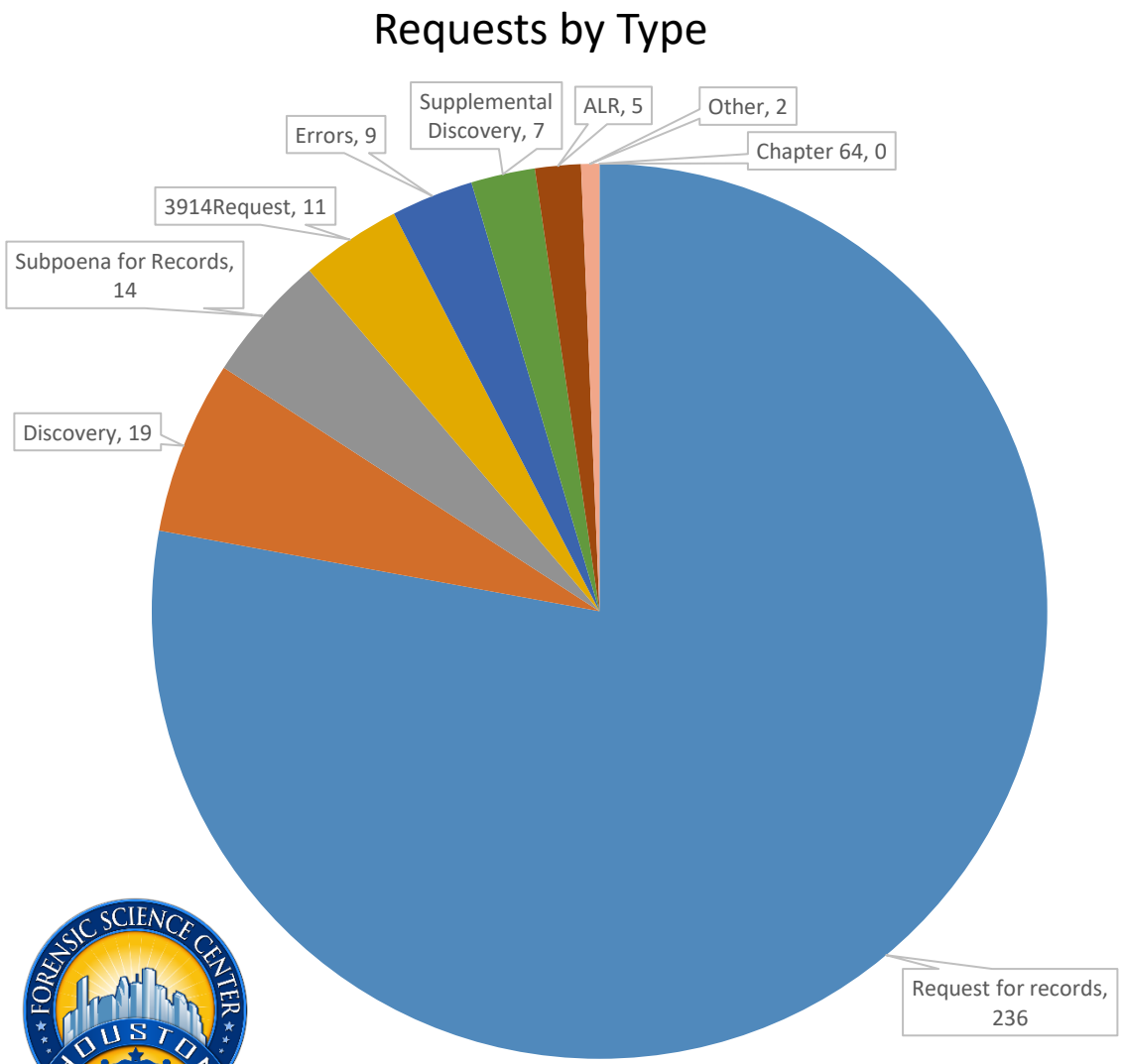

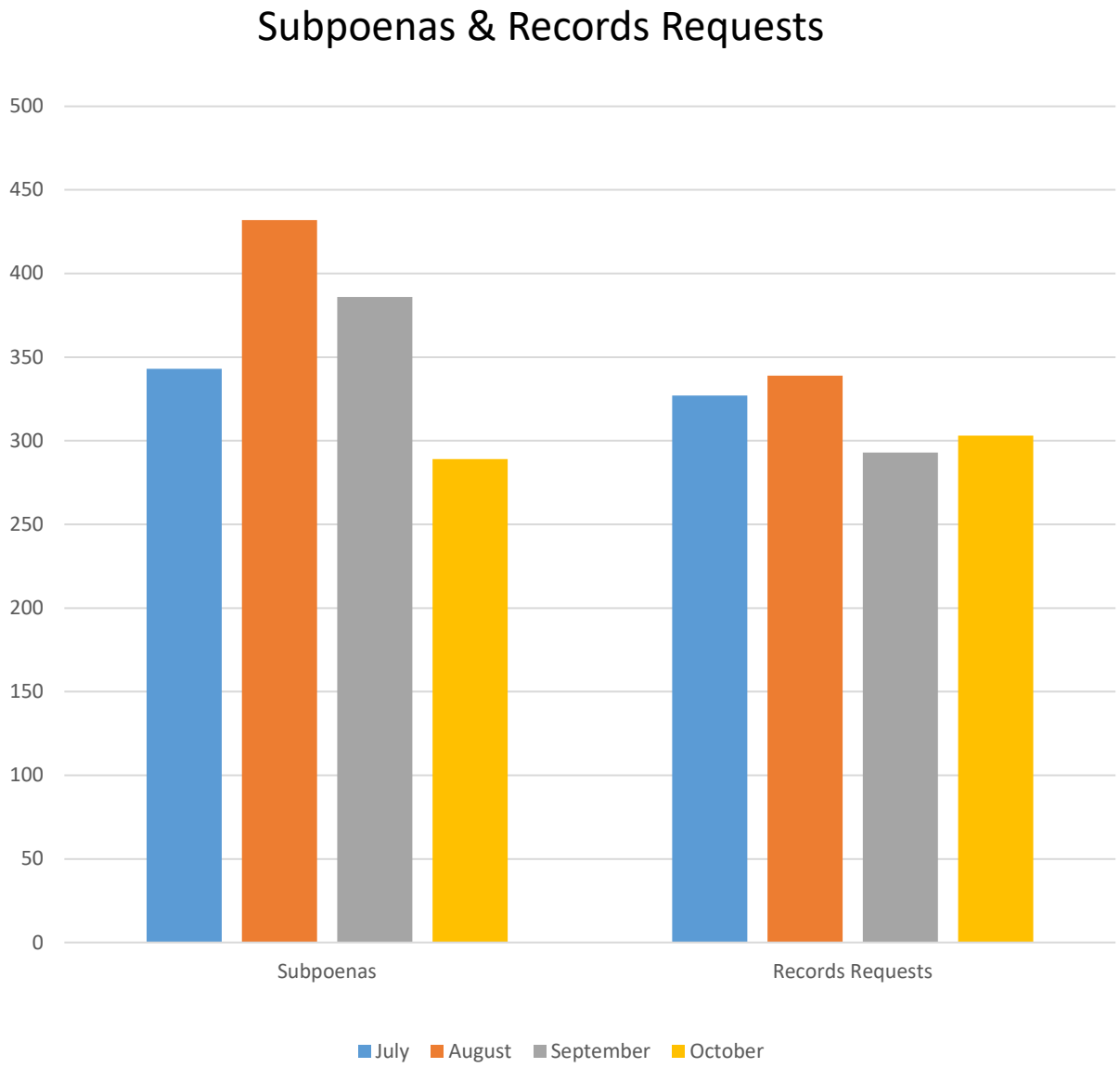

Time Categories – October

Evidence Handling

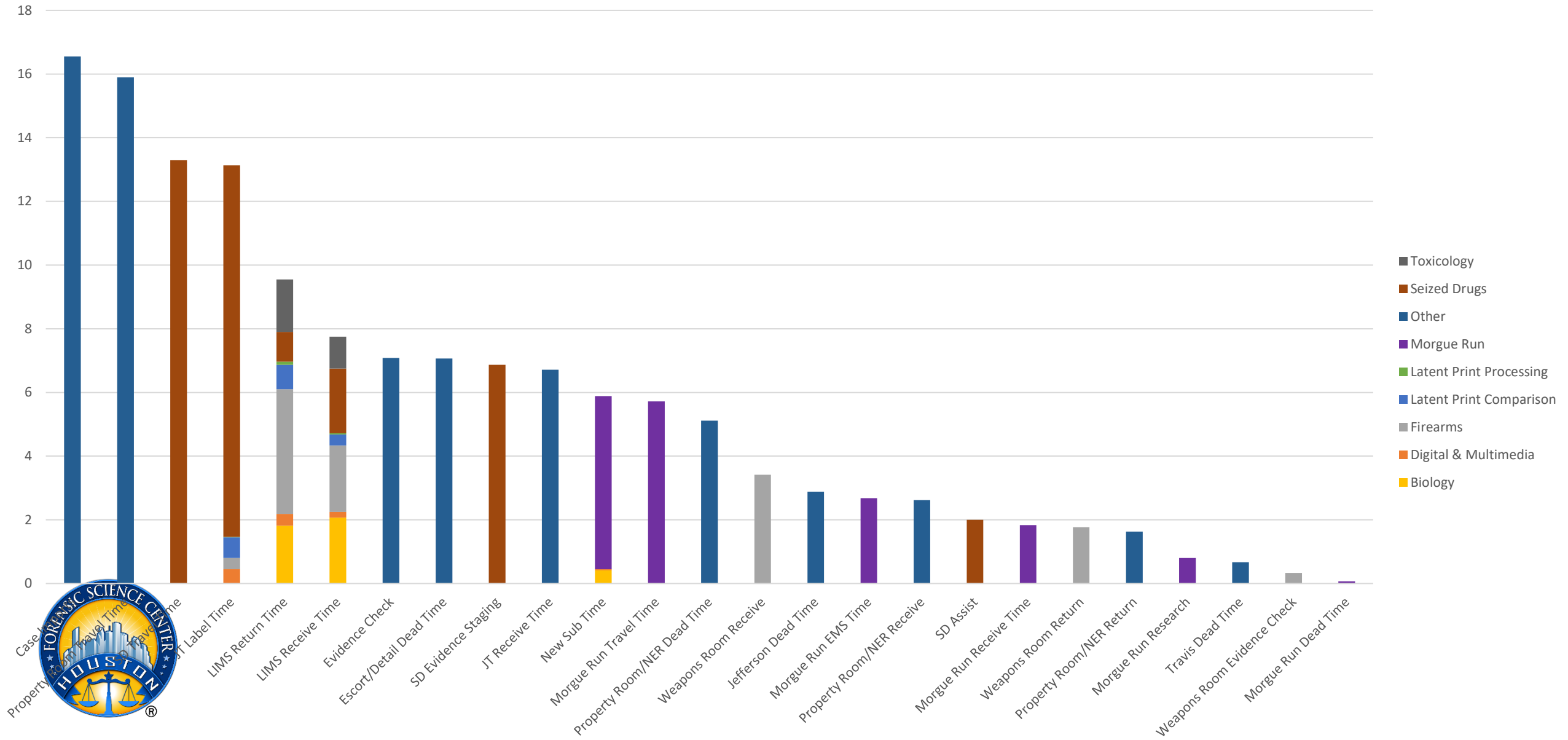

Service

CSCM Tox Accession

Priority Type

All

Backlogged Requests: 0

Avg Age of Backlog (days): (Blank)

Longest Time in Phase (Pending)

Unassigned	0
Draft	0
Admin	7

of Unassigned

29

Goal: 150 (+80.67%)

Pending Draft

0

Goal: 3 (+100%)

Pending Admin

4

Goal: 60 (+93.33%)

Goal= Threshold for the max # of requests in each bucket

Pending Requests

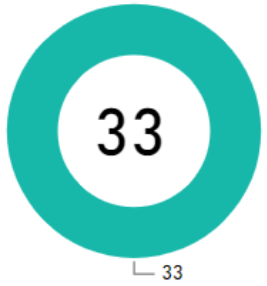

Days Old
- 0-15
- 16-30
- 31-60
- 61-90
- 91-120
- >121

Avg Age (days): 0

Overall TAT (MTD)

1.3

Goal: 5, 10

Accessioning TAT (MTD)

1.1

Goal: 5, 10

Overall TAT (Past 90 Days)

1.2

Goal: 5, 10

Accessioning TAT (Past 90 Days)

0.9

Goal: 5, 10

Accessioning TAT is TAT for request received to assigned.

TAT by Phase of Work (MTD)

Assign TAT Draft TAT Admin Review TAT

TAT by Phase of Work (Past 90 Days)

Month to Date



30 Day Avg (Over Past 90 Days)



Date Range

10/1/2021 | 10/31/2022

Total TAT by Month

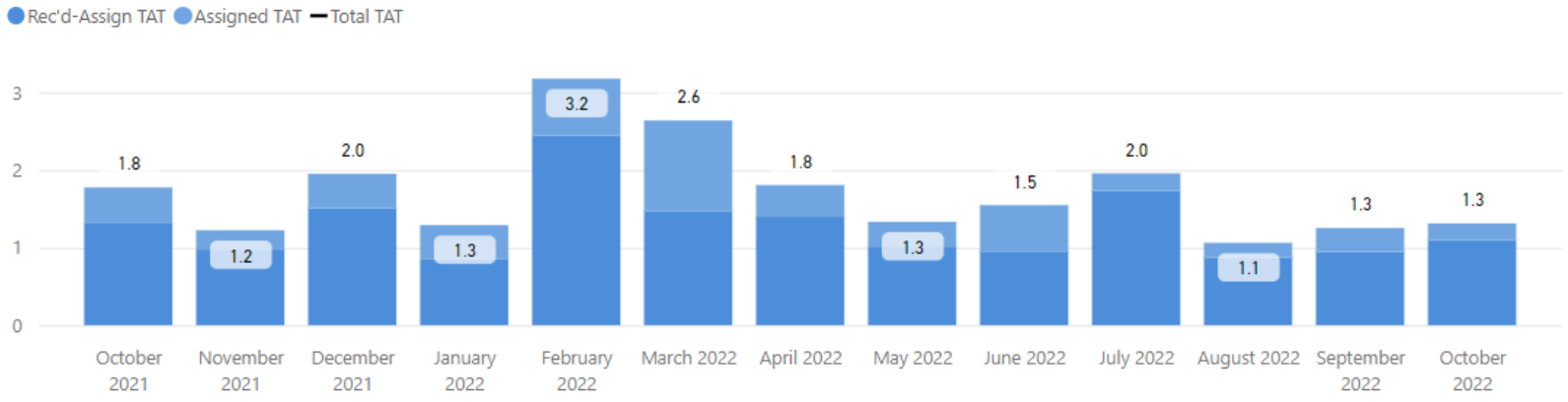

Request Type

CSCM Tox Accession

Priority Type

All

Selected Time Frame Averages

1.74
Total TAT (Rec'd-Compl.) Avg

0.46
Assigned TAT (Asgmt.-Compl.) Avg

Requests Completed

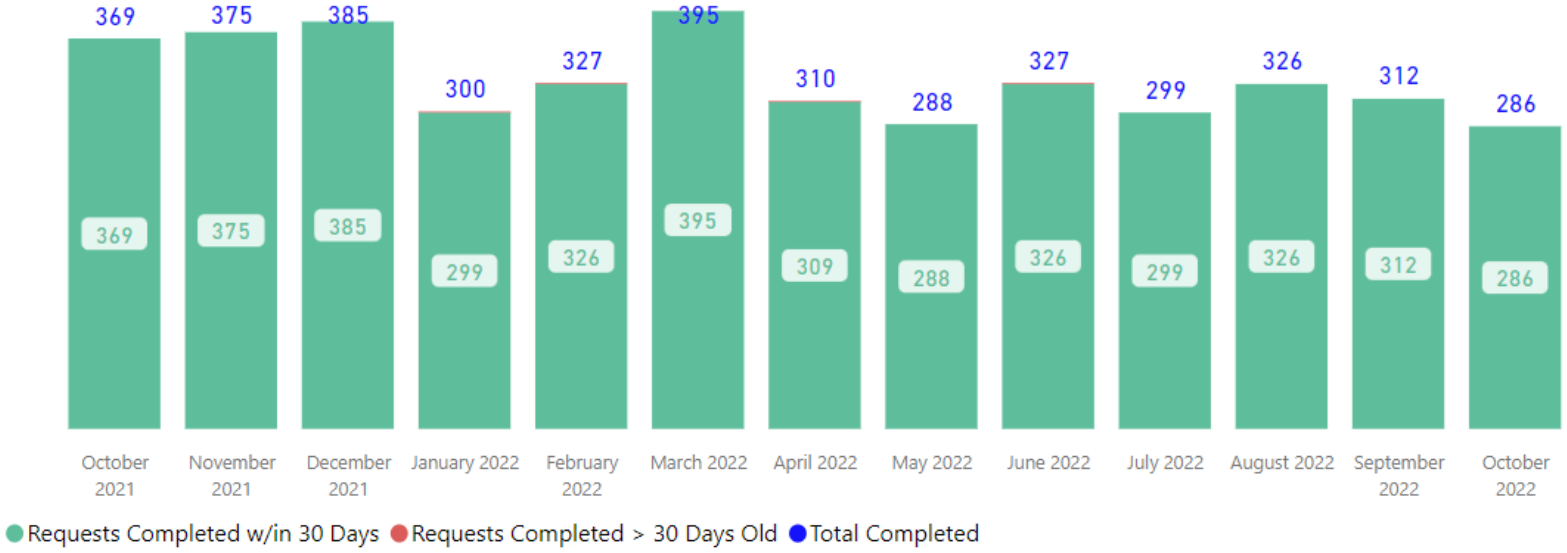

Received to Complete

4299
Requests Completed

4
Requests Completed > 30 Days Old

0.09 %
% Completed > 30 Days Old

Requests more than 30 days old are considered to be backlogged requests

Service

CSCM Tox Accession

Priority Type

All

Received Filter

10/1/2021 10/31/2022

Received by Month

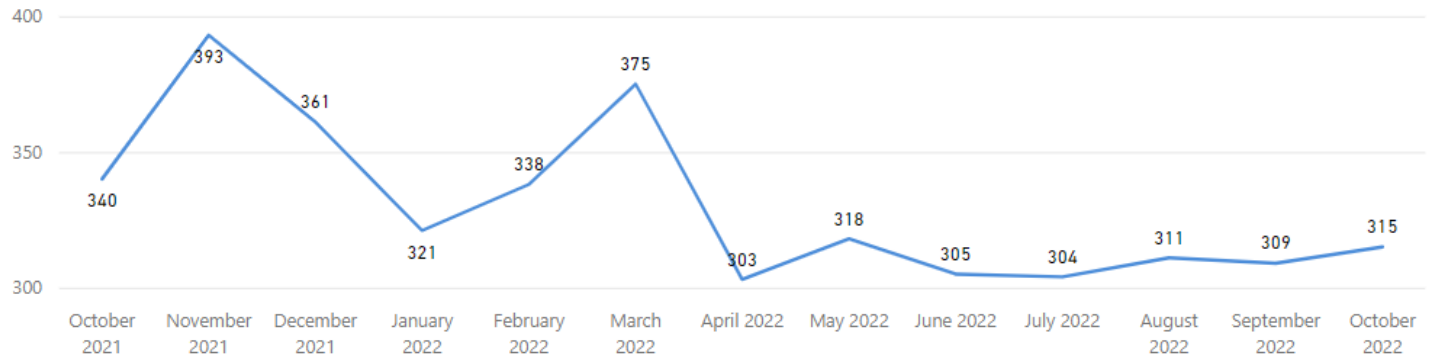

Total Received

4,293

Received per Month (Avg)*

330

Completed Filter

10/1/2021 10/31/2022

Completed by Month

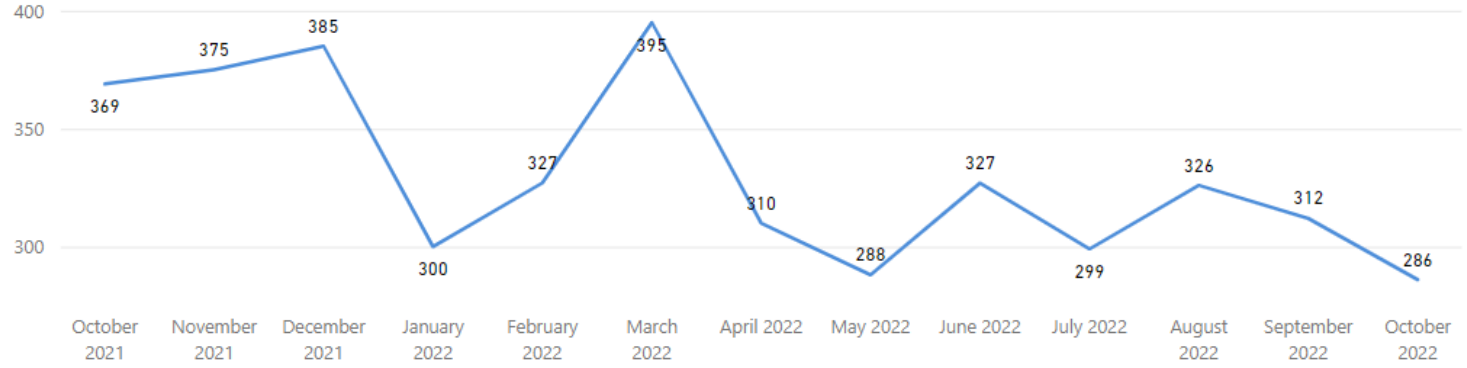

Total Completed

4,299

Completed per Month (Avg)*

331

*** months with zero activity are not calculated into the average**

Service

CSCM Tox Rejection

Priority Type

All

Backlogged Requests: 0

Avg Age of Backlog (days): (Blank)

Longest Time in Phase (Pending)

Unassigned	0
Draft	0
Admin	0

of Unassigned

0

Goal: 3 (+100%)

Pending Draft

0

Goal: 5 (+100%)

Pending Admin

0

Goal: 10 (+100%)

Goal= Threshold for the max # of requests in each bucket

Pending Requests

0

Days Old
- 0-15
- 16-30
- 31-60
- 61-90
- 91-120
- >121

Avg Age (days): (Blank)

Overall TAT (MTD)

0.3

Goal: 5, 10

Accessioning TAT (MTD)

0.0

Goal: 5, 10

Overall TAT (Past 90 Days)

0.2

Goal: 5, 10

Accessioning TAT (Past 90 Days)

0.0

Goal: 5, 10

Accessioning TAT is TAT for request received to assigned.

TAT by Phase of Work (MTD)

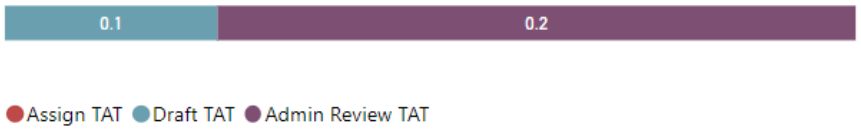

TAT by Phase of Work (Past 90 Days)

Month to Date



30 Day Avg (Over Past 90 Days)



Date Range

10/1/2021 | 10/31/2022

Total TAT by Month

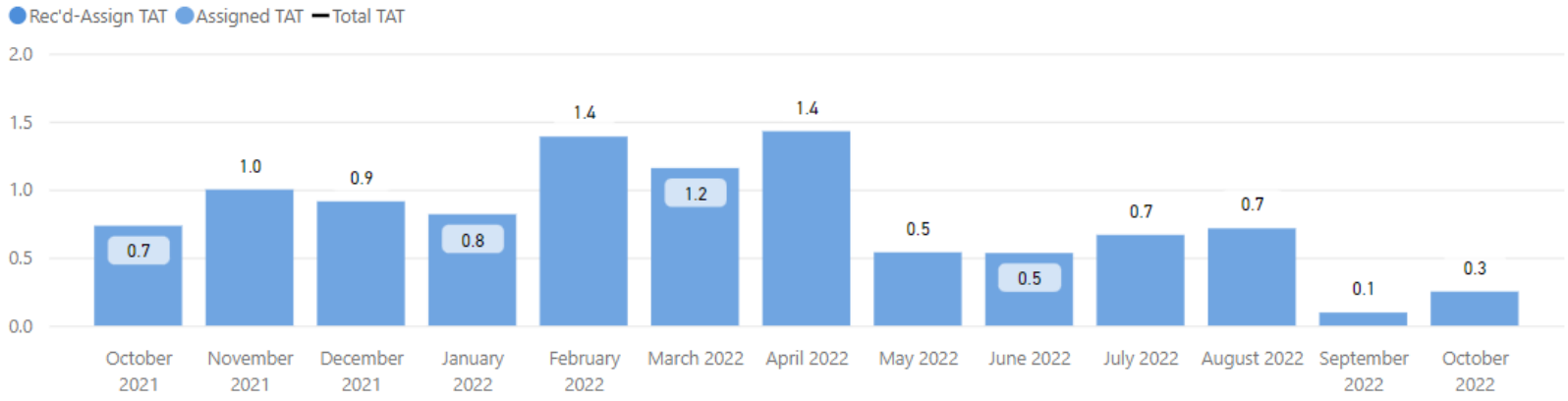

Request Type

CSCM Tox Rejection

Priority Type

All

Selected Time Frame Averages

0.80
Total TAT (Rec'd-Compl.) Avg

0.80
Assigned TAT (Asgmt.-Compl.) Avg

Requests Completed

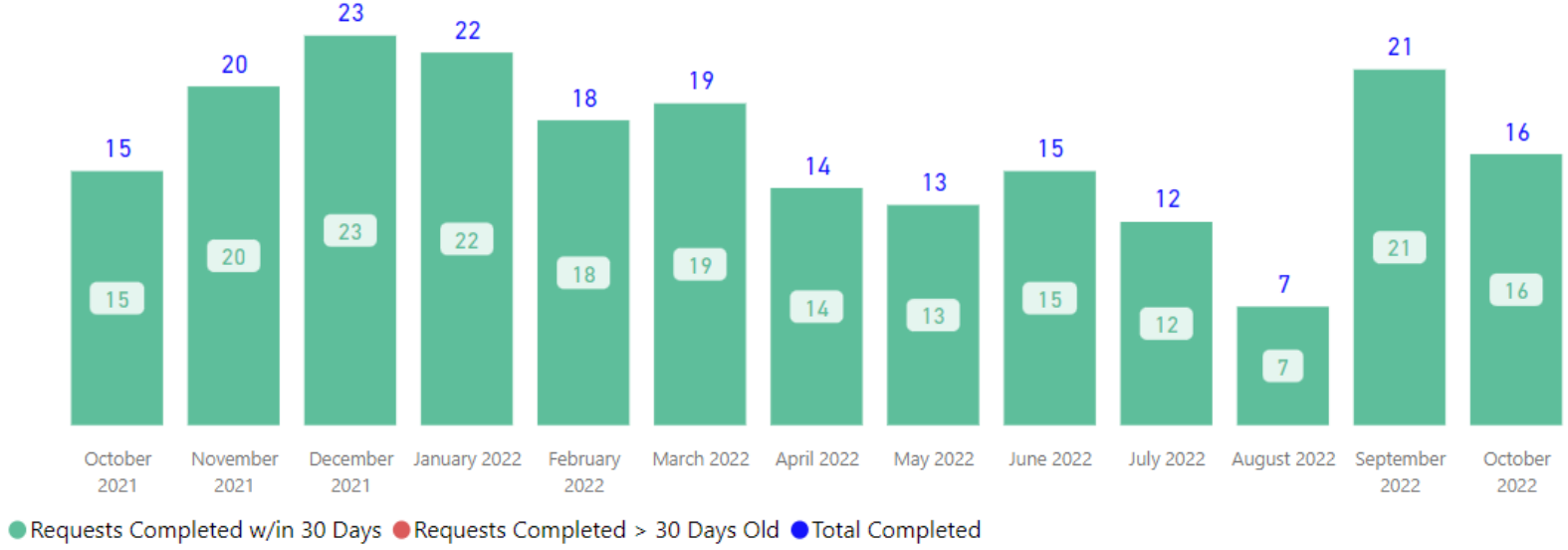

Received to Complete

215
Requests Completed

0
Requests Completed > 30 Days Old

0.00 %
% Completed > 30 Days Old

Requests more than 30 days old are considered to be backlogged requests

Service

CSCM Tox Rejection

Priority Type

All

Received Filter

10/1/2021 10/31/2022

Received by Month

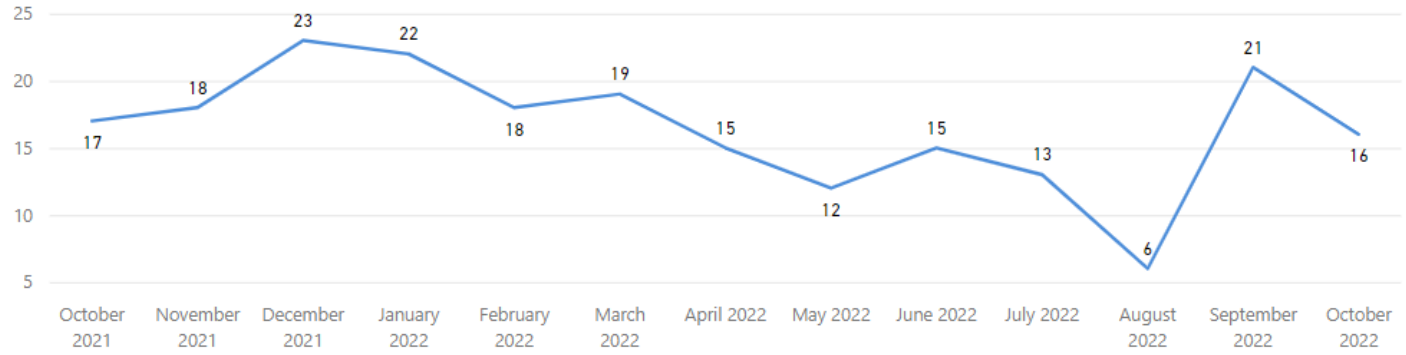

Total Received

215

Received per Month (Avg)*

17

Completed Filter

10/1/2021 10/31/2022

Completed by Month

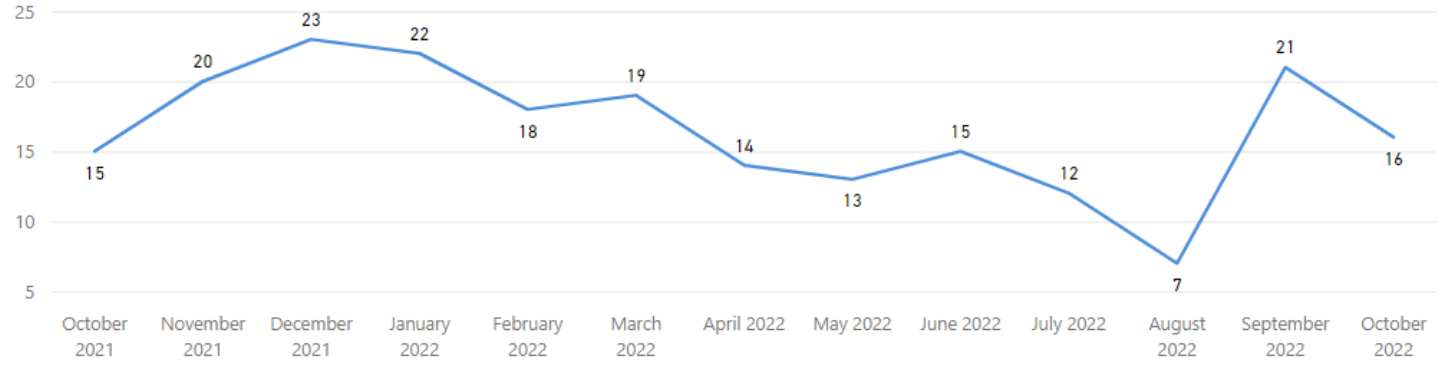

Total Completed

215

Completed per Month (Avg)*

17

*** months with zero activity are not calculated into the average**

Seized Drugs

Service

Seized Drugs Examination

Priority Type

All

Backlogged Requests: 1053

Avg Age of Backlog (days): 139

Longest Time in Phase (Pending)

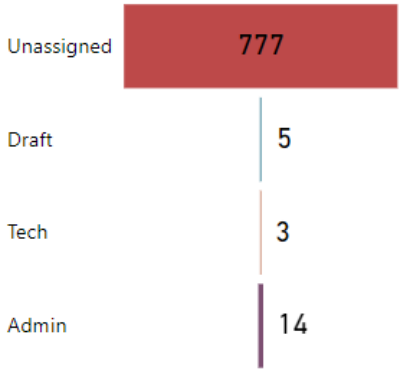

of Unassigned

1414 !

Goal: 100 (-1314%)

Pending Draft

20 ✓

Goal: 100 (+80%)

Pending Tech

6 ✓

Goal: 50 (+88%)

Pending Admin

7 ✓

Goal: 50 (+86%)

Goal= Threshold for the max # of requests in each bucket

Pending Requests

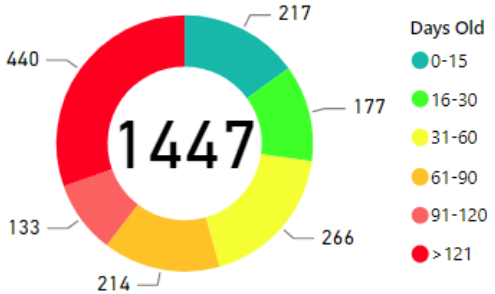

Avg Age (days): 105

Overall TAT (MTD)

92.3 !

Goal: 14, 15

Analysis TAT (MTD)

6.8 ✓

Goal: 14, 15

Overall TAT (Past 90 Days)

81.6 !

Goal: 14, 15

Analysis TAT (Past 90 Days)

5.8 ✓

Goal: 14, 15

TAT by Phase of Work (MTD)

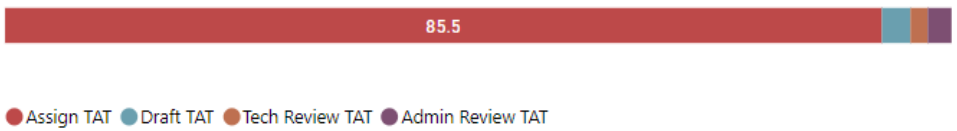

TAT by Phase of Work (Past 90 Days)

Month to Date



30 Day Avg (Over Past 90 Days)



Service

Seized Drugs Examination

Priority Type

Mari

Backlogged Requests: 488

Avg Age of Backlog (days): 206

Longest Time in Phase (Pending)

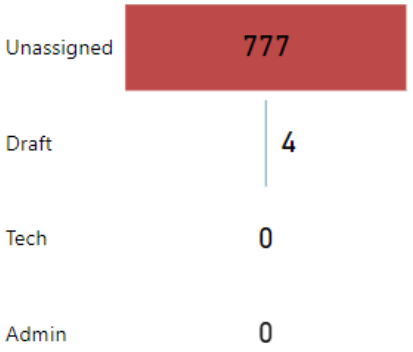

of Unassigned

523 !

Goal: 100 (-423%)

Pending Draft

6 ✓

Goal: 100 (+94%)

Pending Tech

0 ✓

Goal: 50 (+100%)

Pending Admin

0 ✓

Goal: 50 (+100%)

Goal= Threshold for the max # of requests in each bucket

Pending Requests

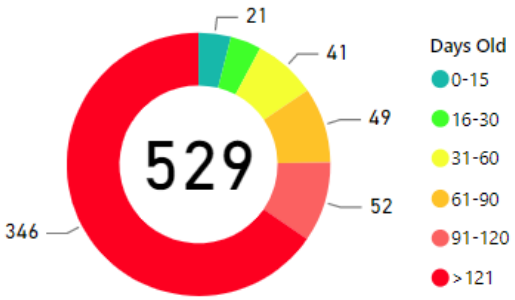

Avg Age (days): 192

Overall TAT (MTD)

333.4 !

Goal: 14, 15

Analysis TAT (MTD)

4.9 ✓

Goal: 14, 15

Overall TAT (Past 90 Days)

294.9 !

Goal: 14, 15

Analysis TAT (Past 90 Days)

6.9 ✓

Goal: 14, 15

TAT by Phase of Work (MTD)

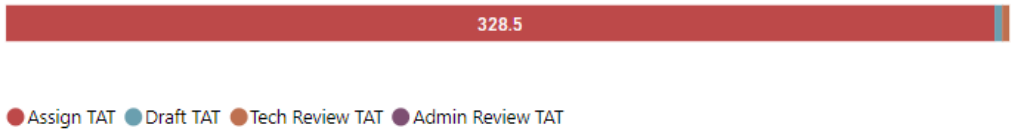

TAT by Phase of Work (Past 90 Days)

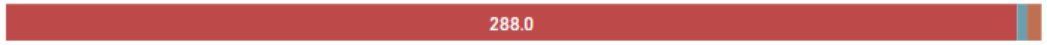

Month to Date

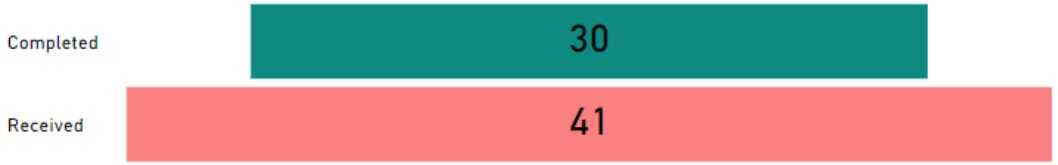

30 Day Avg (Over Past 90 Days)



Date Range

10/1/2021 10/31/2022

Total TAT by Month

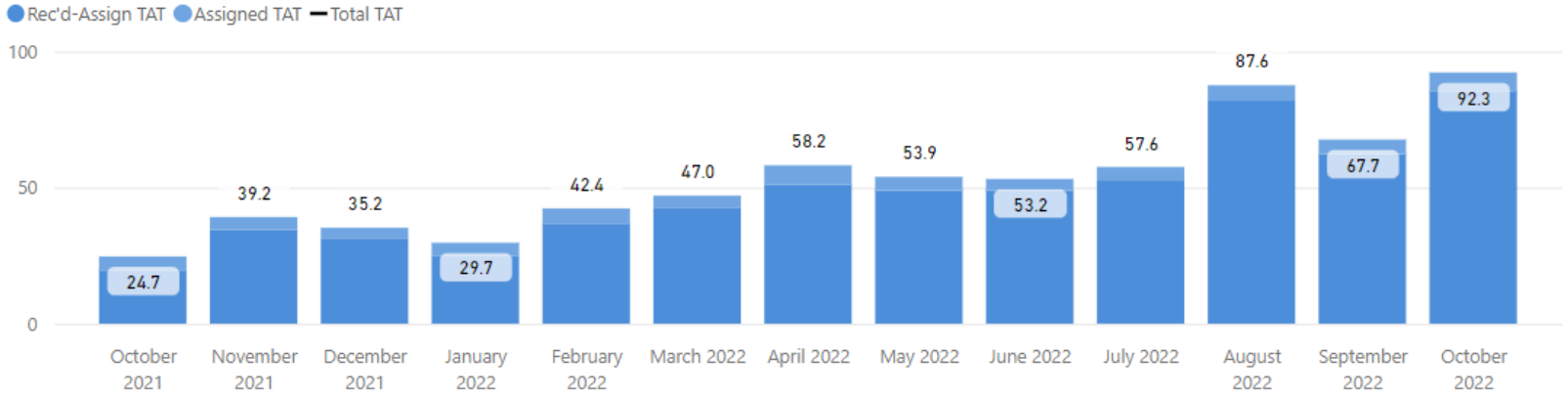

Request Type

Seized Drugs Examination

Priority Type

All

Selected Time Frame Averages

52.15
Total TAT (Rec'd-Compl.) Avg

5.25
Assigned TAT (Asgmt.-Compl.) Avg

Requests Completed

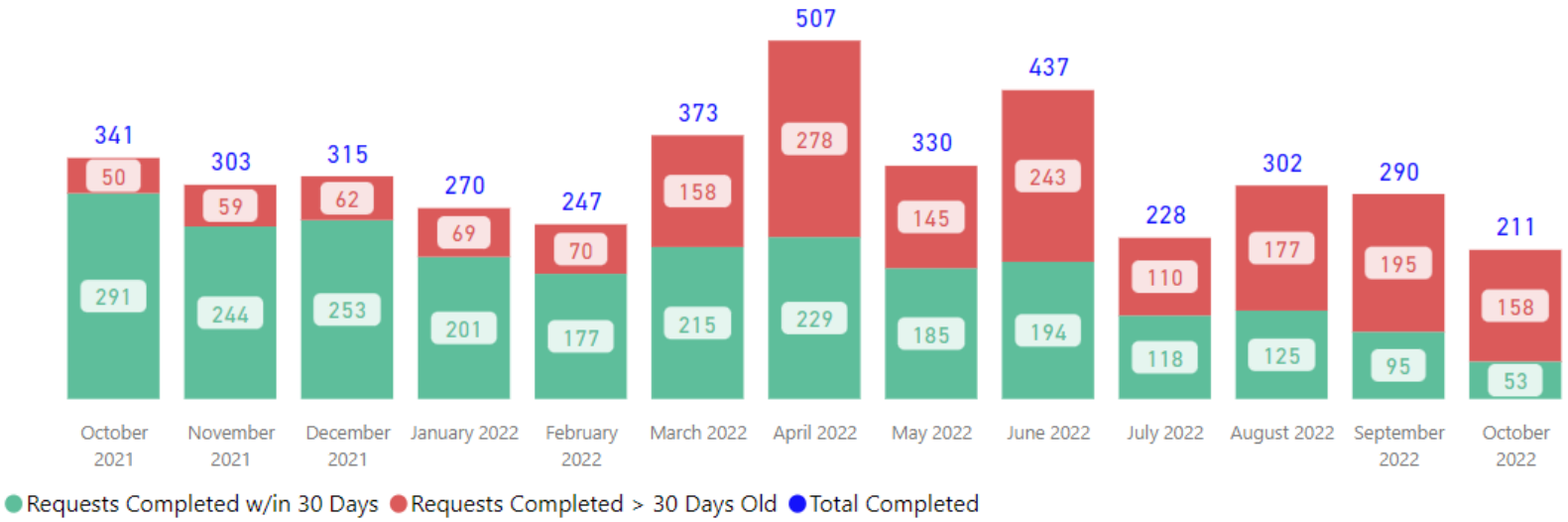

Received to Complete

4154
Requests Completed

1774
Requests Completed > 30 Days Old

42.71 %
% Completed > 30 Days Old

Requests more than 30 days old are considered to be backlogged requests

Service

Seized Drugs Examination

Priority Type

All

Received Filter

10/1/2021 10/31/2022

Received by Month

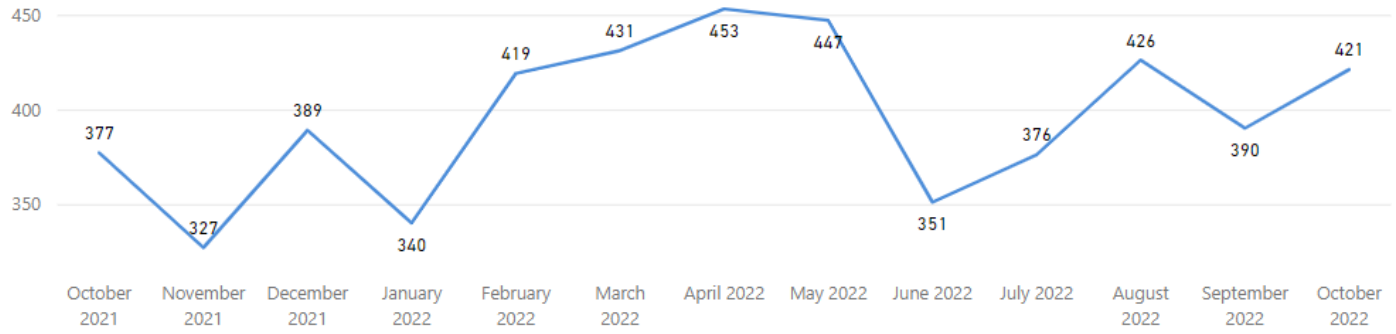

Total Received

5,147

Received per Month (Avg)*

396

Completed Filter

10/1/2021 10/31/2022

Completed by Month

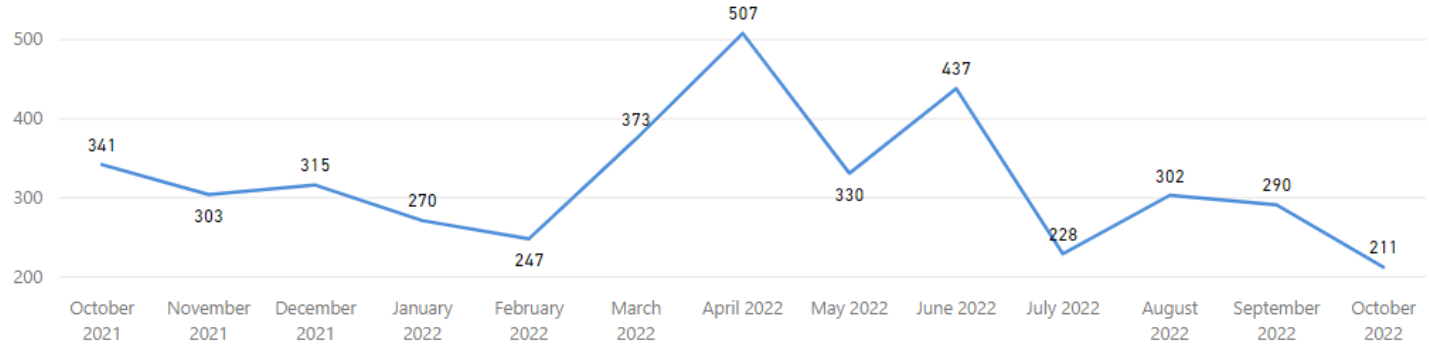

Total Completed

4,154

Completed per Month (Avg)*

320

*** months with zero activity are not calculated into the average**

Toxicology

Service

Blood Alcohol

Priority Type

All

Backlogged Requests: 21

Avg Age of Backlog (days): 34

Longest Time in Phase (Pending)

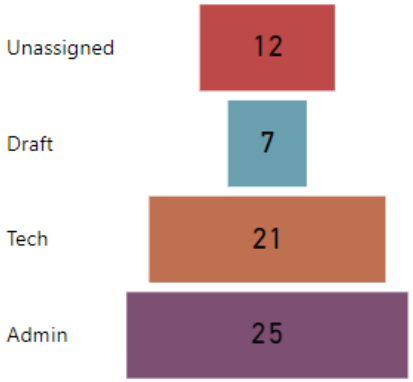

of Unassigned

131 !

Goal: 50 (-162%)

Pending Draft

117 ✓

Goal: 120 (+2.5%)

Pending Tech

24 ✓

Goal: 90 (+73.33%)

Pending Admin

40 ✓

Goal: 90 (+55.56%)

Goal= Threshold for the max # of requests in each bucket

Pending Requests

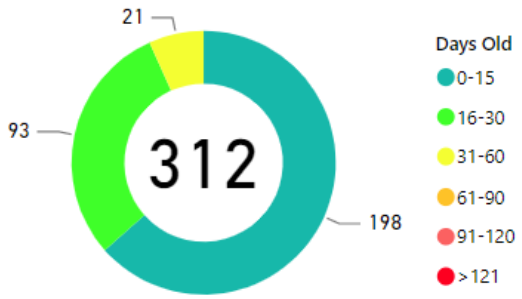

Avg Age (days): 14

Overall TAT (MTD)

23.2 ✓

Goal: 30, 31

Analysis TAT (MTD)

14.2 ✓

Goal: 30, 31

Overall TAT (Past 90 Days)

25.5 ✓

Goal: 30, 31

Analysis TAT (Past 90 Days)

16.5 ✓

Goal: 30, 31

TAT by Phase of Work (MTD)

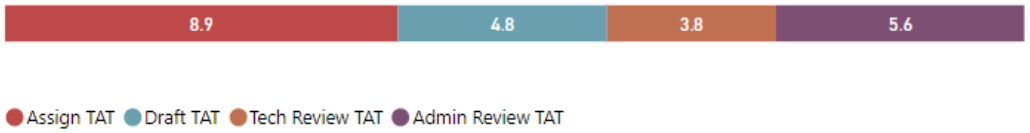

TAT by Phase of Work (Past 90 Days)

Month to Date



30 Day Avg (Over Past 90 Days)



Date Range

10/1/2021 10/31/2022

Total TAT by Month

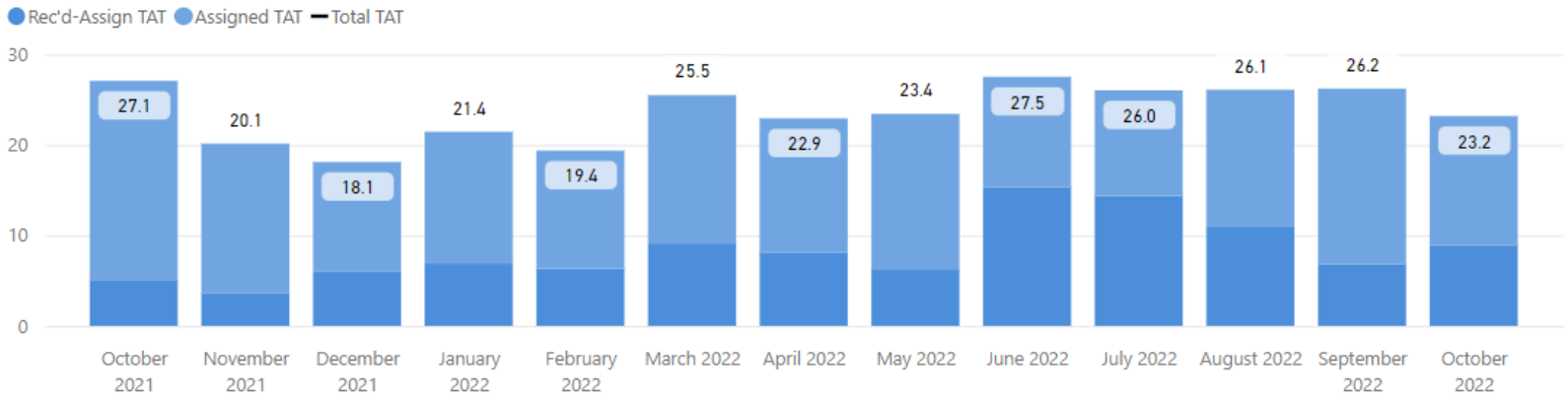

Request Type

Blood Alcohol

Priority Type

All

Selected Time Frame Averages

23.56
Total TAT (Rec'd-Compl.) Avg

15.43
Assigned TAT (Asgmt.-Compl.) Avg

Requests Completed

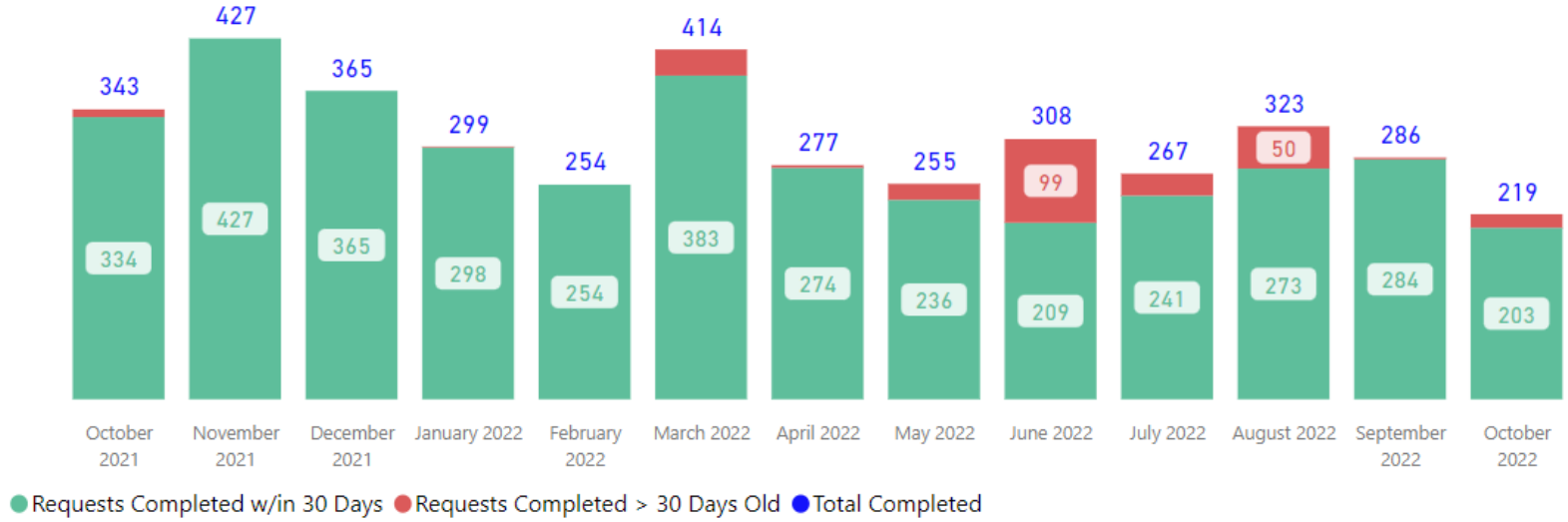

Received to Complete

4037
Requests Completed

256
Requests Completed > 30 Days Old

6.34 %
% Completed > 30 Days Old

Requests more than 30 days old are considered to be backlogged requests

Service

Blood Alcohol

Priority Type

All

Received Filter

10/1/2021 10/31/2022

Received by Month

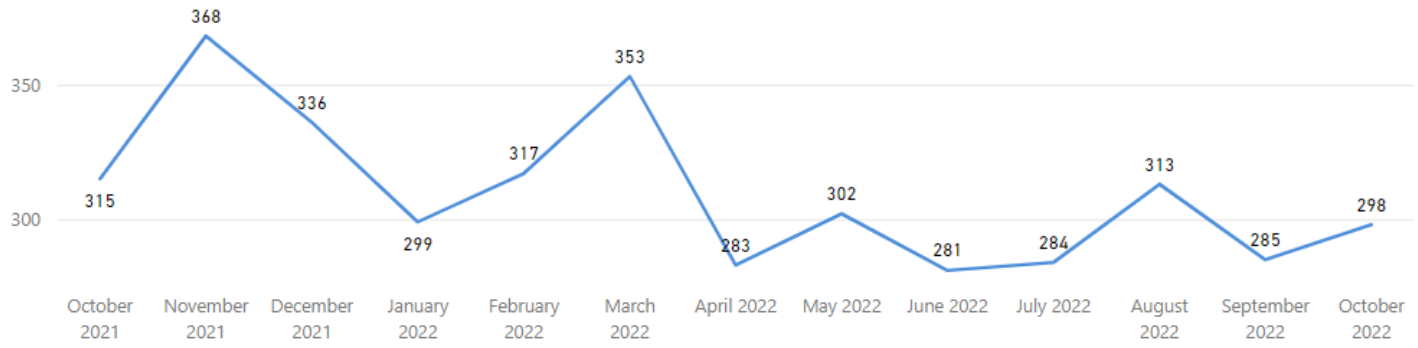

Total Received

4,034

Received per Month (Avg)*

310

Completed Filter

10/1/2021 10/31/2022

Completed by Month

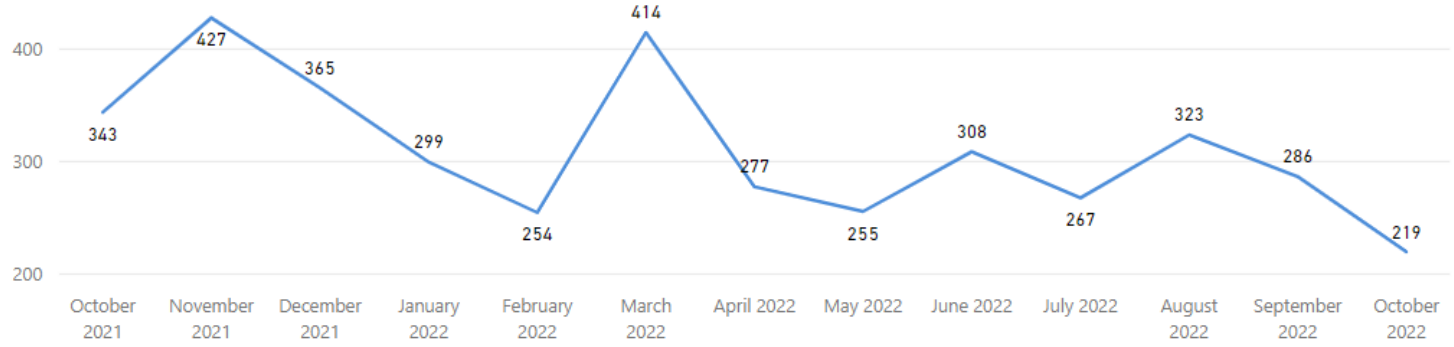

Total Completed

4,037

Completed per Month (Avg)*

311

*** months with zero activity are not calculated into the average**

Service

Toxicology

Priority Type

All

Backlogged Requests: 1022

Avg Age of Backlog (days): 273

Longest Time in Phase (Pending)

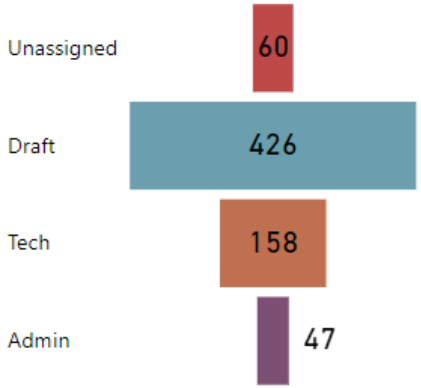

of Unassigned

60

Goal: 120 (+50%)

Pending Draft

591 !

Goal: 30 (-1870%)

Pending Tech

366 !

Goal: 30 (-1120%)

Pending Admin

42 !

Goal: 30 (-40%)

Goal= Threshold for the max # of requests in each bucket

Pending Requests

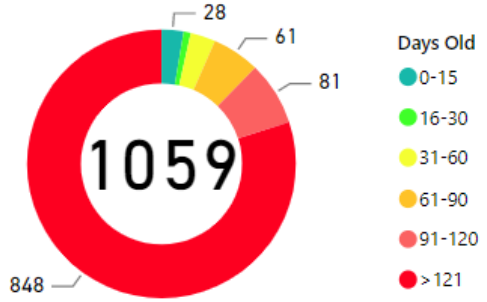

Avg Age (days): 264

Overall TAT (MTD)

443.1 !

Goal: 90, 91

Analysis TAT (MTD)

112.0 !

Goal: 90, 91

Overall TAT (Past 90 Days)

363.3 !

Goal: 90, 91

Analysis TAT (Past 90 Days)

96.3 !

Goal: 90, 91

TAT by Phase of Work (MTD)

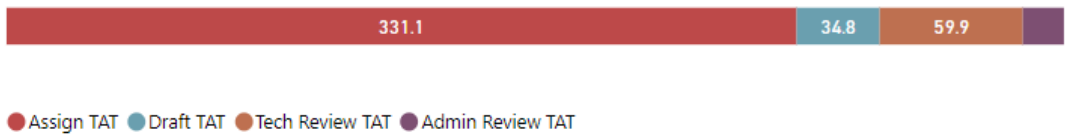

TAT by Phase of Work (Past 90 Days)

Month to Date



30 Day Avg (Over Past 90 Days)



Date Range

10/1/2021 | 10/31/2022

Total TAT by Month

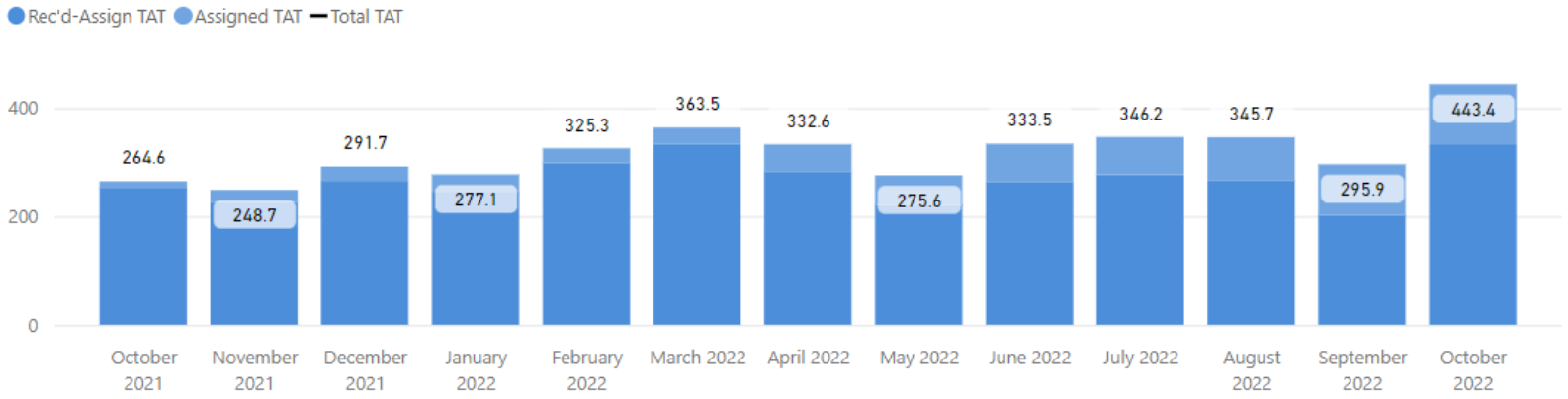

Request Type

Toxicology

Priority Type

All

Selected Time Frame Averages

314.39
Total TAT (Rec'd-Compl.) Avg

52.26
Assigned TAT (Asgmt.-Compl.) Avg

Requests Completed

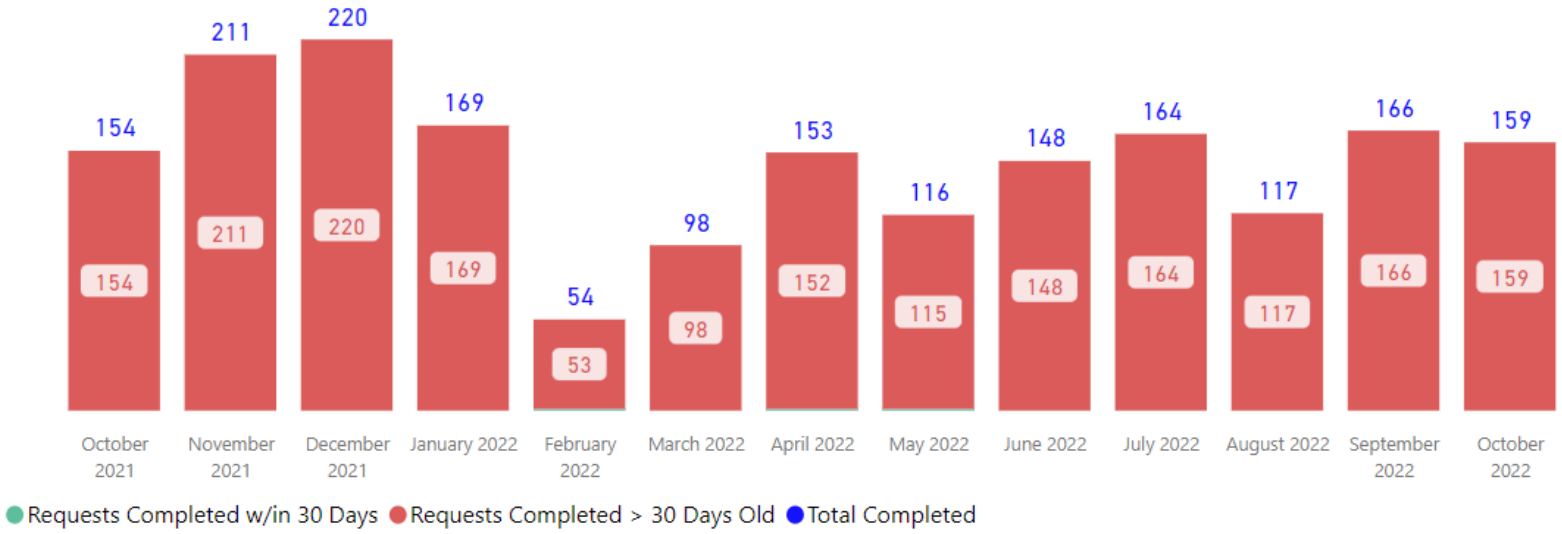

Received to Complete

1929
Requests Completed

1926
Requests Completed > 30 Days Old

99.84 %
% Completed > 30 Days Old

Requests more than 30 days old are considered to be backlogged requests

Service

Toxicology

Priority Type

All

Received Filter

10/1/2021 10/31/2022

Received by Month

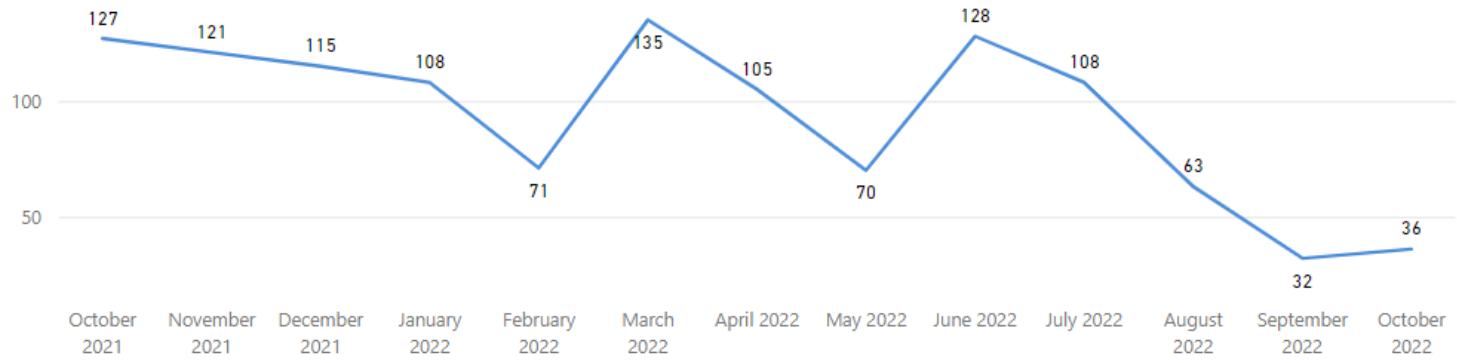

Total Received

1,219

Received per Month (Avg)*

94

Completed Filter

10/1/2021 10/31/2022

Completed by Month

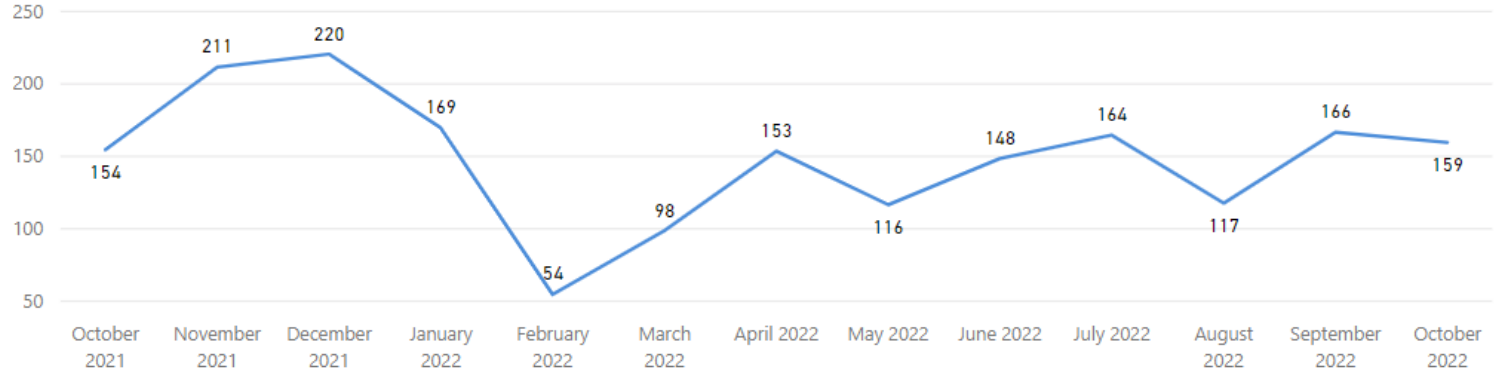

Total Completed

1,929

Completed per Month (Avg)*

148

*** months with zero activity are not calculated into the average**

Firearms

Service

Firearms Examination

Priority Type

All

Backlogged Requests: 184

Avg Age of Backlog (days): 205

Longest Time in Phase (Pending)

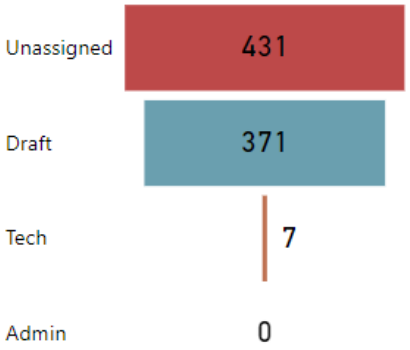

of Unassigned

185 !

Goal: 10 (-1750%)

Pending Draft

17 !

Goal: 14 (-21.43%)

Pending Tech

4 ✓

Goal: 9 (+55.56%)

Pending Admin

0 ✓

Goal: 5 (+100%)

Goal= Threshold for the max # of requests in each bucket

Pending Requests

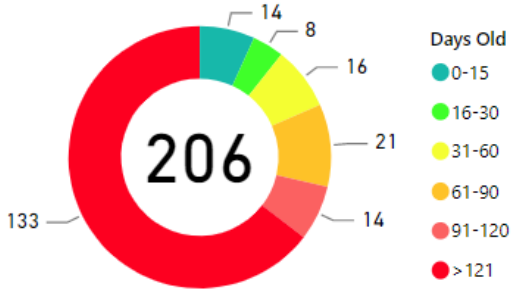

Avg Age (days): 184

Overall TAT (MTD)

188.1 !

Goal: 40, 41

Analysis TAT (MTD)

31.6 ✓

Goal: 40, 41

Overall TAT (Past 90 Days)

99.8 !

Goal: 40, 41

Analysis TAT (Past 90 Days)

26.6 ✓

Goal: 40, 41

TAT by Phase of Work (MTD)

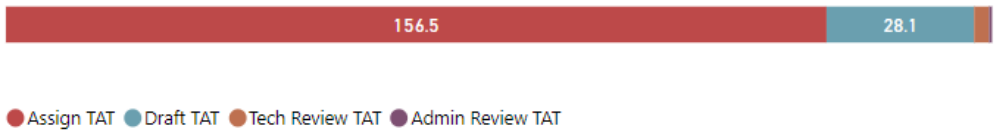

TAT by Phase of Work (Past 90 Days)

Month to Date

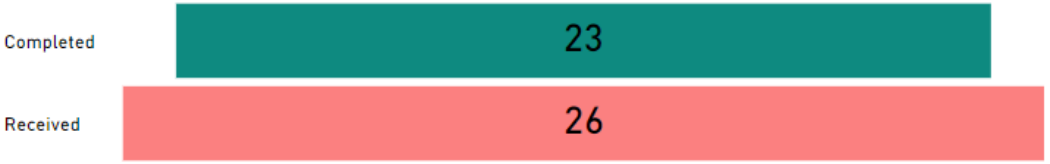

30 Day Avg (Over Past 90 Days)

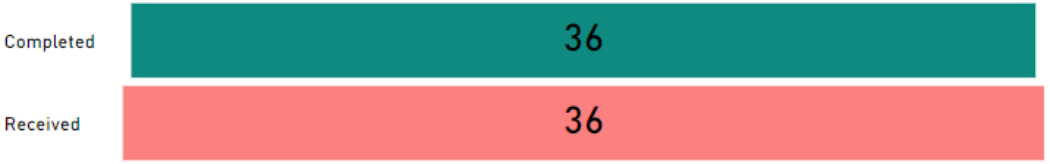

Date Range

10/1/2021 10/31/2022

Total TAT by Month

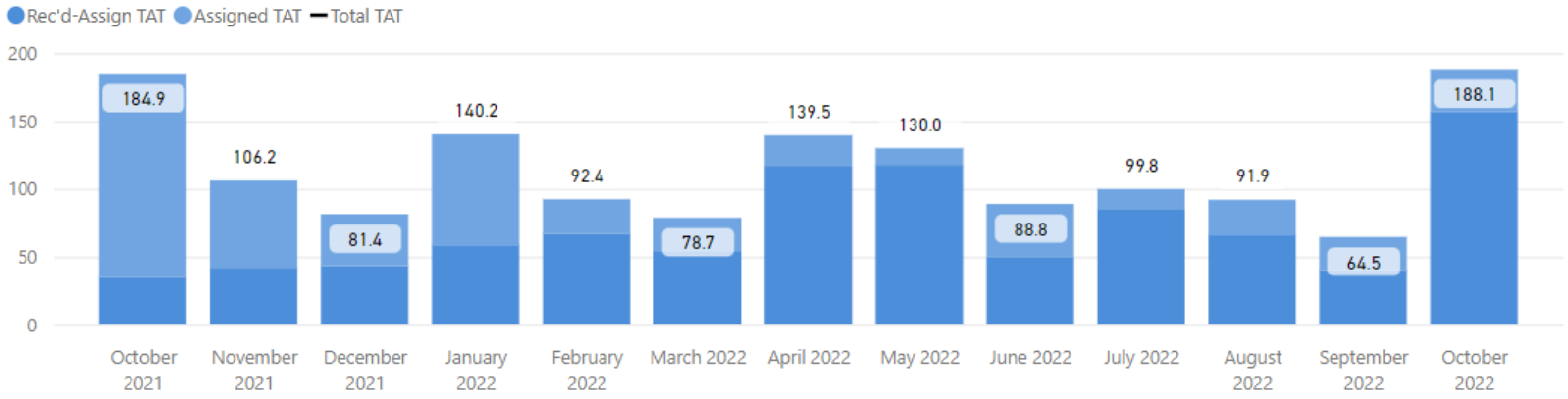

Request Type

Firearms Examination

Priority Type

All

Selected Time Frame Averages

111.63
Total TAT (Rec'd-Compl.) Avg

42.54
Assigned TAT (Asgmt.-Compl.) Avg

Requests Completed

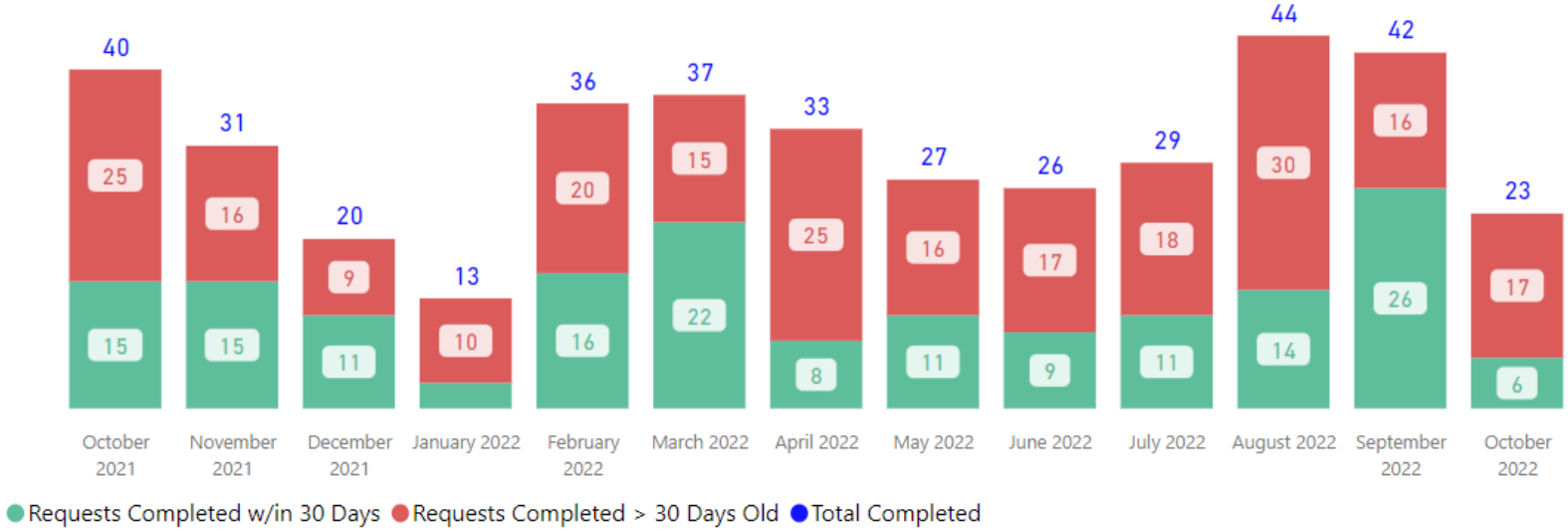

Received to Complete

401
Requests Completed

234
Requests Completed > 30 Days Old

58.35 %
% Completed > 30 Days Old

Requests more than 30 days old are considered to be backlogged requests

Service

Firearms Examination

Priority Type

All

Received Filter

10/1/2021 10/31/2022

Received by Month

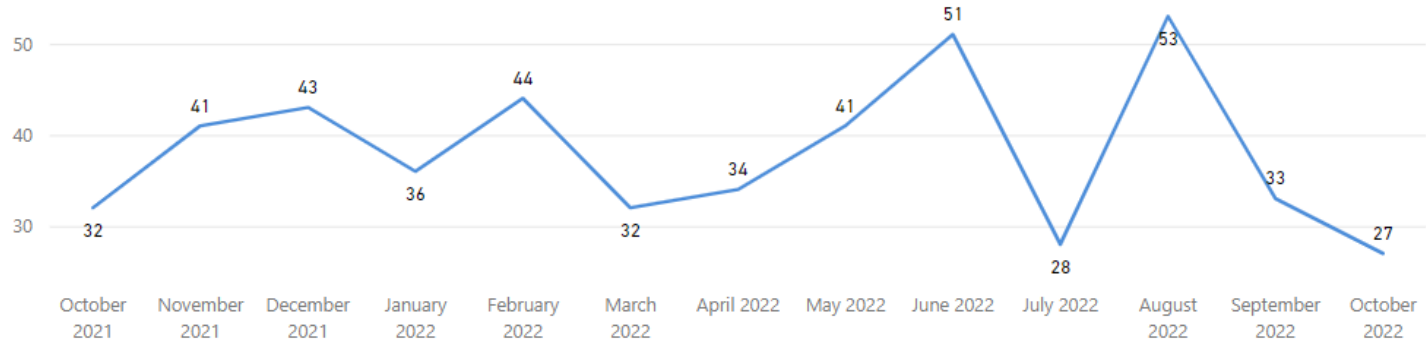

Total Received

495

Received per Month (Avg)*

38

Completed Filter

10/1/2021 10/31/2022

Completed by Month

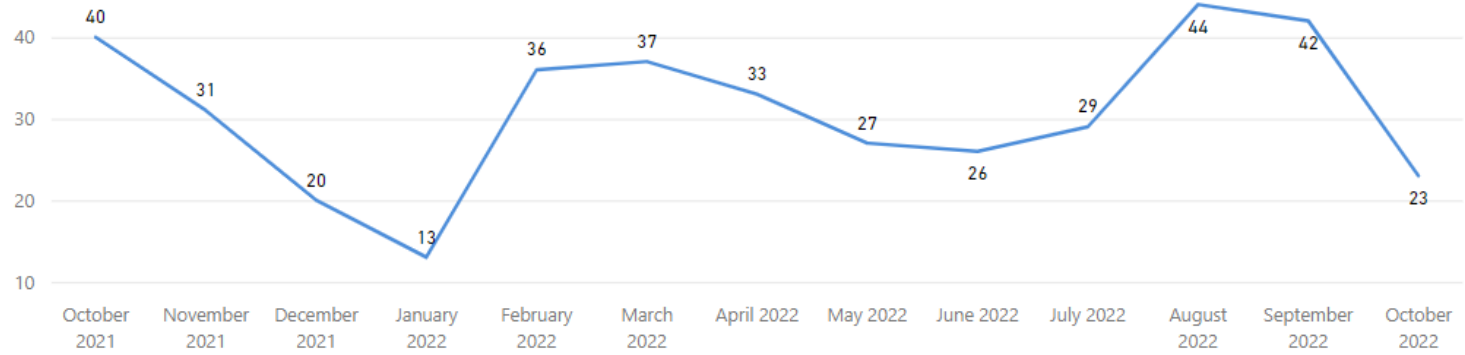

Total Completed

401

Completed per Month (Avg)*

31

*** months with zero activity are not calculated into the average**

Service

NIBIN Only

Priority Type

All

Backlogged Requests: 0

Avg Age of Backlog (days): (Blank)

Longest Time in Phase (Pending)

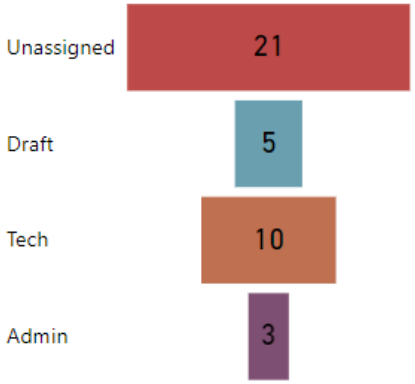

of Unassigned

163 !

Goal: 20 (-715%)

Pending Draft

41 !

Goal: 35 (-17.14%)

Pending Tech

16 ✓

Goal: 20 (+20%)

Pending Admin

2 ✓

Goal: 20 (+90%)

Goal= Threshold for the max # of requests in each bucket

Pending Requests

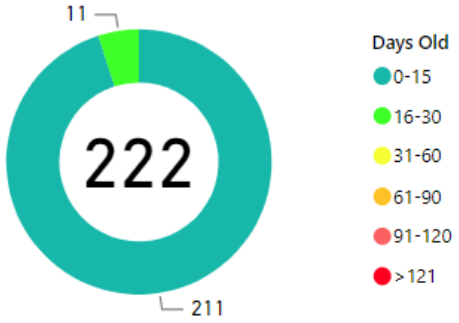

Avg Age (days): 8

Overall TAT (MTD)

11.3 !

Goal: 7, 8

Analysis TAT (MTD)

4.5 ✓

Goal: 7, 8

Overall TAT (Past 90 Days)

10.4 !

Goal: 7, 8

Analysis TAT (Past 90 Days)

3.9 ✓

Goal: 7, 8

TAT by Phase of Work (MTD)

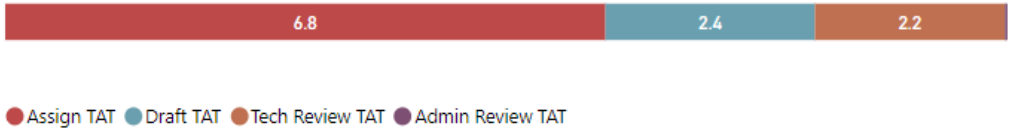

TAT by Phase of Work (Past 90 Days)

Month to Date



30 Day Avg (Over Past 90 Days)



Date Range

10/1/2021 10/31/2022

Total TAT by Month

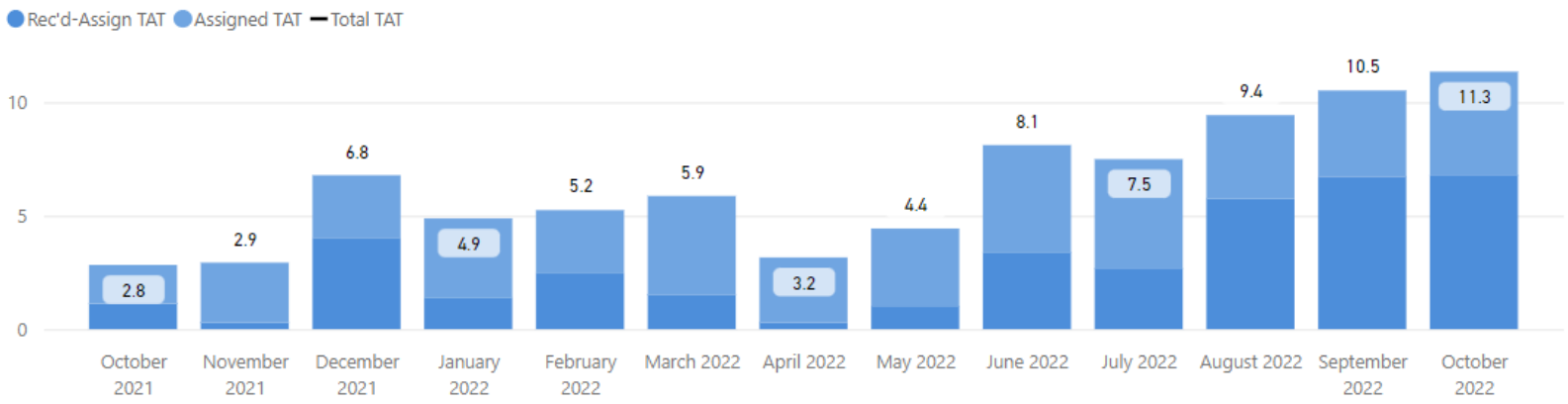

Request Type

NIBIN Only

Priority Type

All

Selected Time Frame Averages

6.36
Total TAT (Rec'd-Compl.) Avg

3.53
Assigned TAT (Asgmt.-Compl.) Avg

Requests Completed

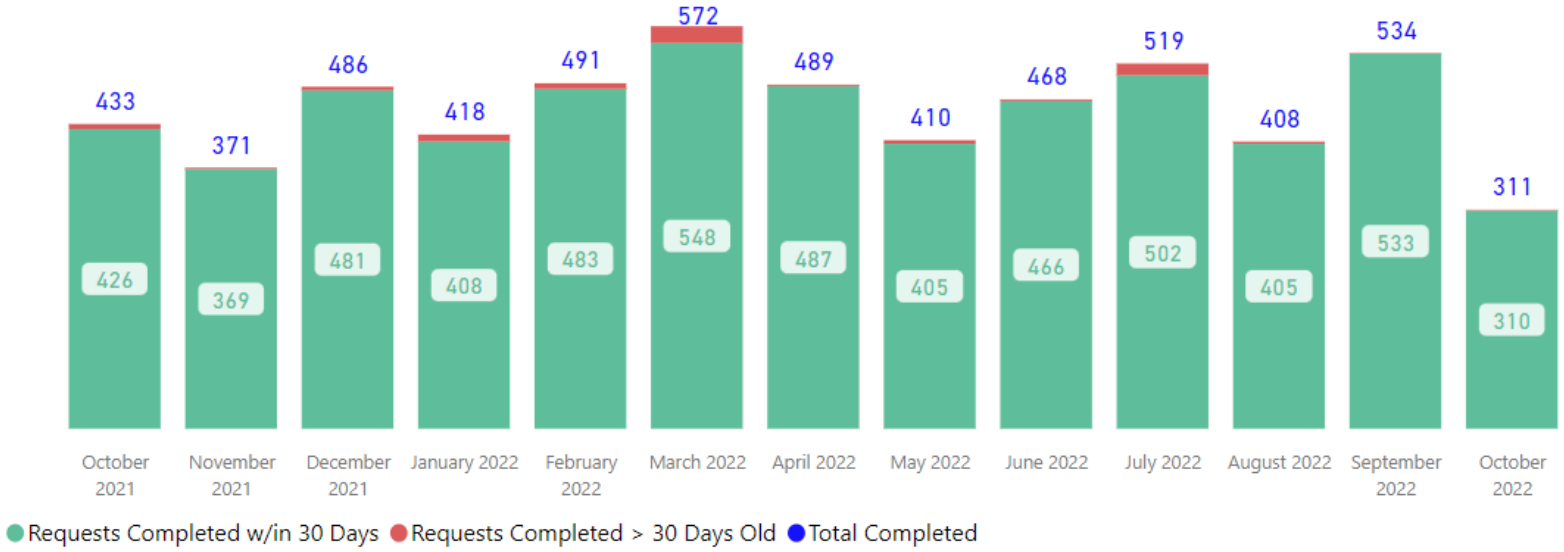

Received to Complete

5910
Requests Completed

87
Requests Completed > 30 Days Old

1.47 %
% Completed > 30 Days Old

Requests more than 30 days old are considered to be backlogged requests

Service

NIBIN Only

Priority Type

All

Received Filter

10/1/2021 10/31/2022

Received by Month

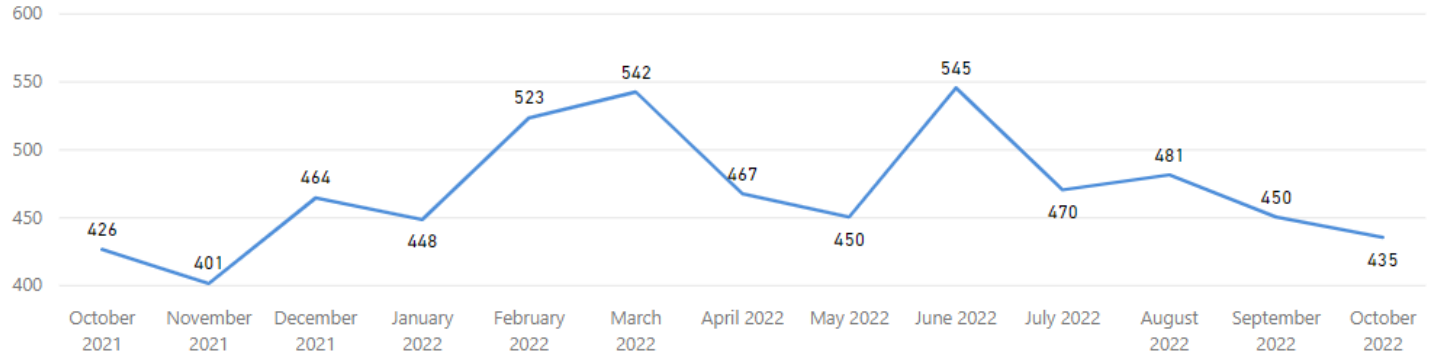

Total Received

6,102

Received per Month (Avg)*

469

Completed Filter

10/1/2021 10/31/2022

Completed by Month

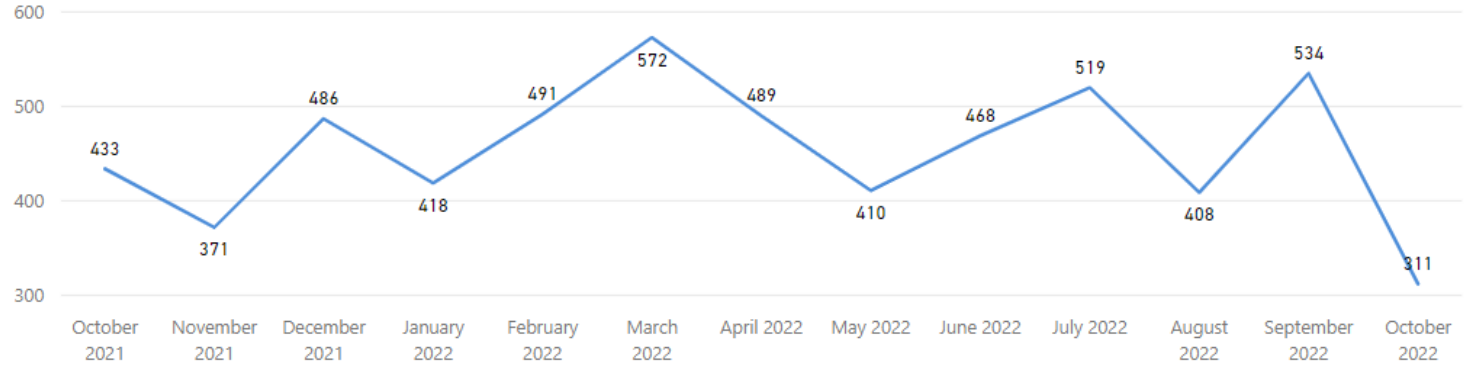

Total Completed

5,910

Completed per Month (Avg)*

455

*** months with zero activity are not calculated into the average**

Forensic Biology

DNA Backlog Update

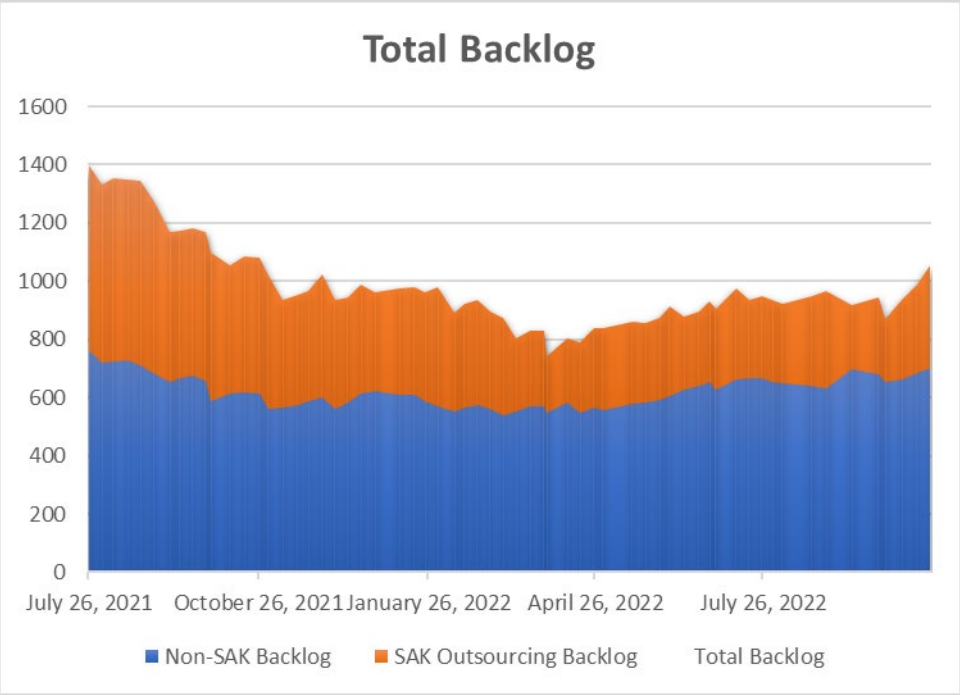

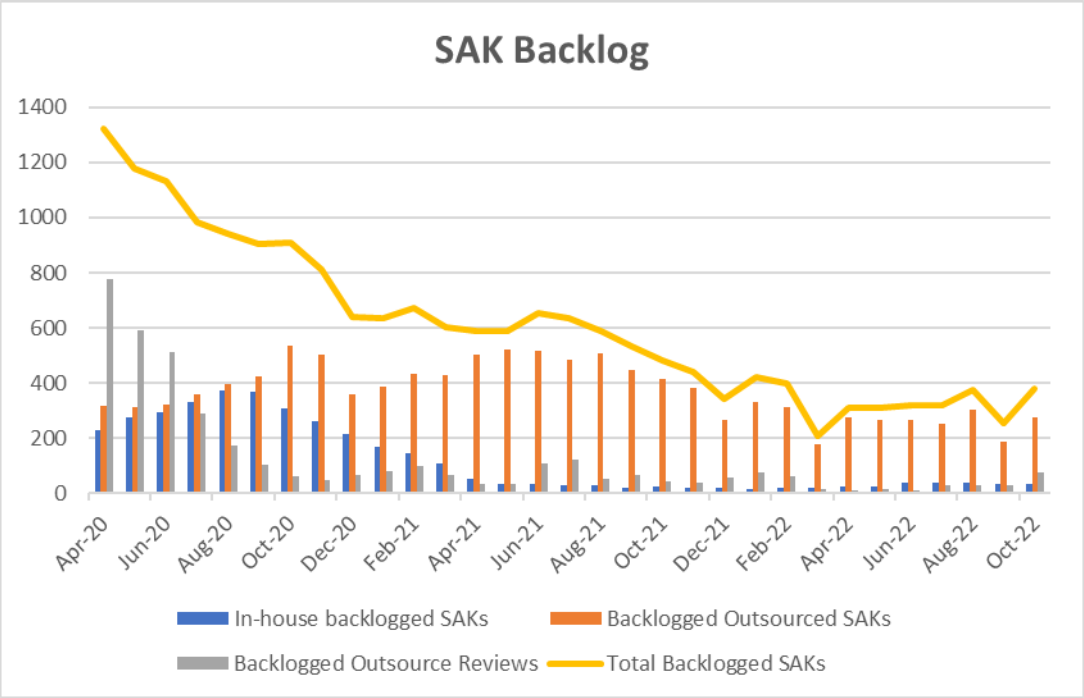

Section

DNA

Request Type

All

Backlogged Requests: 560

Avg Age of Backlog (days): 206

Longest Time in Phase (Pending)

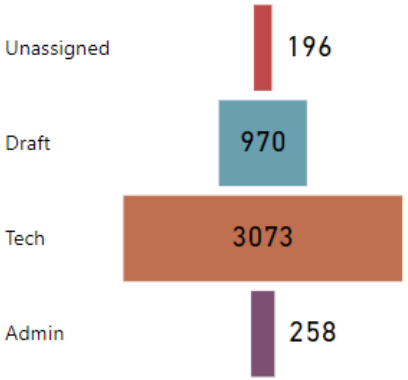

of Unassigned

119 !

Goal: 20 (-495%)

Pending Draft

404 !

Goal: 24 (-1583.33%)

Pending Tech

69 !

Goal: 24 (-187.5%)

Pending Admin

32 !

Goal: 20 (-60%)

Goal= Threshold for the max # of requests in each bucket

Pending Requests

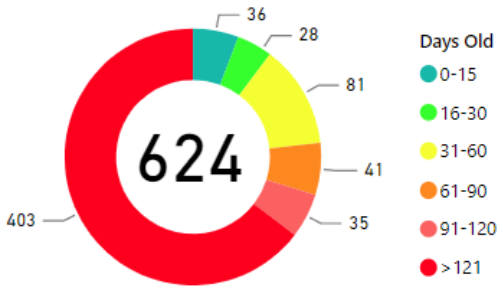

Avg Age (days): 186

Overall TAT (MTD)

197.3 !

Goal: 30, 31

Analysis TAT (MTD)

182.4 !

Goal: 30, 31

Overall TAT (Past 90 Days)

191.0 !

Goal: 30, 31

Analysis TAT (Past 90 Days)

175.8 !

Goal: 30, 31

TAT by Phase of Work (MTD)

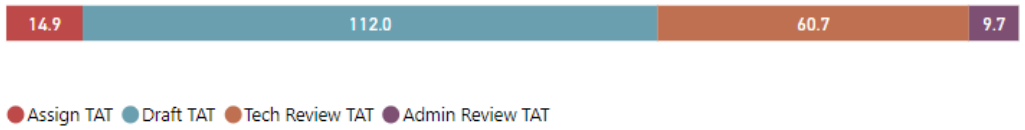

TAT by Phase of Work (Past 90 Days)

Month to Date

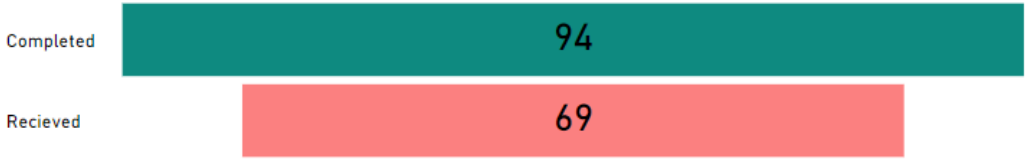

30 Day Avg (Over Past 90 Days)

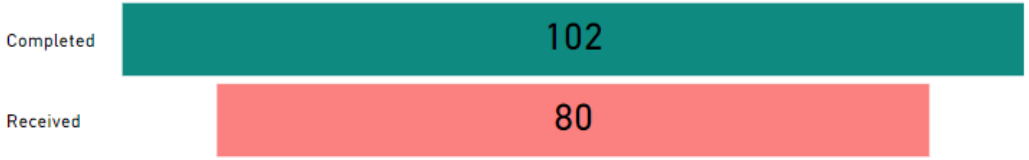

Section

DNA

Request Type

SAK

Backlogged Requests: 30

Avg Age of Backlog (days): 219

Longest Time in Phase (Pending)

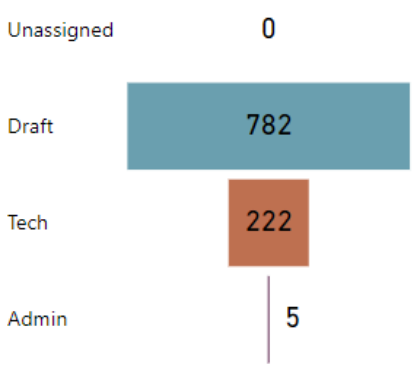

of Unassigned

0

Goal: 20 (+100%)

Pending Draft

26

Goal: 24 (-8.33%)

Pending Tech

5

Goal: 24 (+79.17%)

Pending Admin

1

Goal: 20 (+95%)

Goal= Threshold for the max # of requests in each bucket

Pending Requests

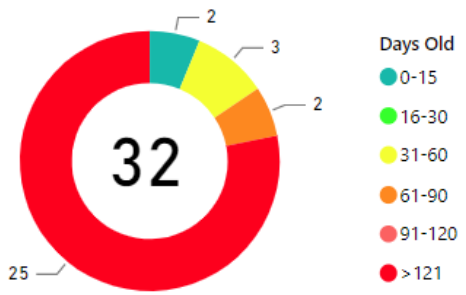

Avg Age (days): 207

Overall TAT (MTD)

256.0

Goal: 30, 31

Analysis TAT (MTD)

235.2

Goal: 30, 31

Overall TAT (Past 90 Days)

192.1

Goal: 30, 31

Analysis TAT (Past 90 Days)

179.8

Goal: 30, 31

TAT by Phase of Work (MTD)

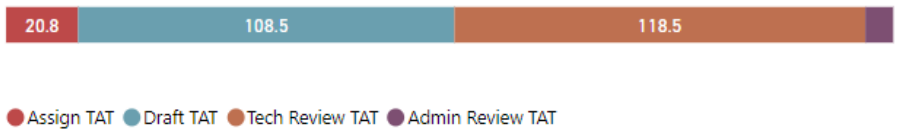

Month to Date

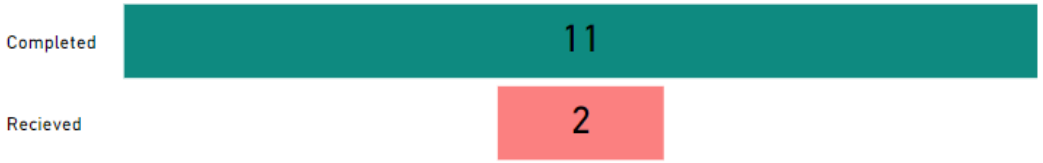

TAT by Phase of Work (Past 90 Days)

30 Day Avg (Over Past 90 Days)

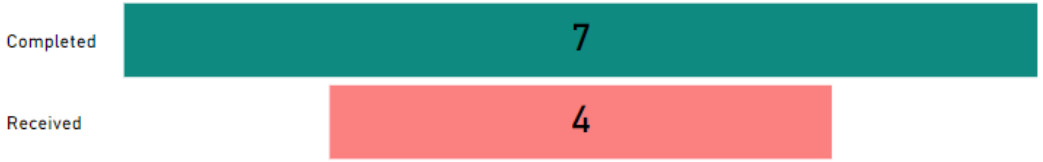

Section

Outsourced - DNA

Request Type

All

Backlogged Requests: 247

Avg Age of Backlog (days): 120

Longest Time in Phase (Pending)

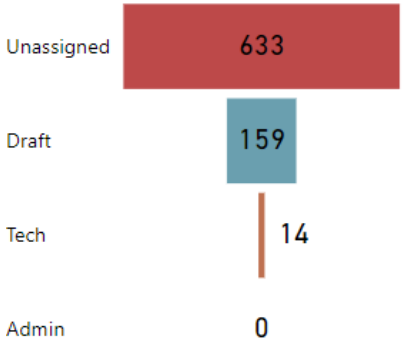

of Unassigned

308 !

Goal: 100 (-208%)

Pending Draft

3 ✓

Goal: 100 (+97%)

Pending Tech

28 ✓

Goal: 100 (+72%)

Pending Admin

0 ✓

Goal: 100 (+100%)

Goal= Threshold for the max # of requests in each bucket

Pending Requests

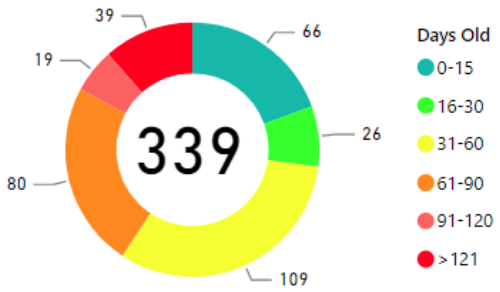

Avg Age (days): 91

Overall TAT (MTD)

93.4 ✓

Goal: 100, 100

Analysis TAT (MTD)

7.8 ✓

Goal: 100, 100

Overall TAT (Past 90 Days)

120.0 !

Goal: 100, 100

Analysis TAT (Past 90 Days)

28.9 ✓

Goal: 100, 100

TAT by Phase of Work (MTD)

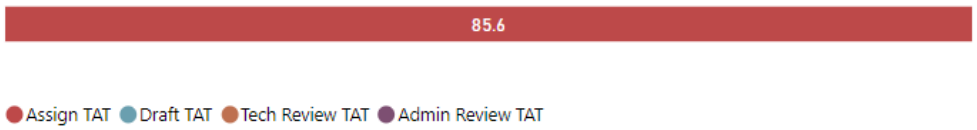

TAT by Phase of Work (Past 90 Days)

Month to Date

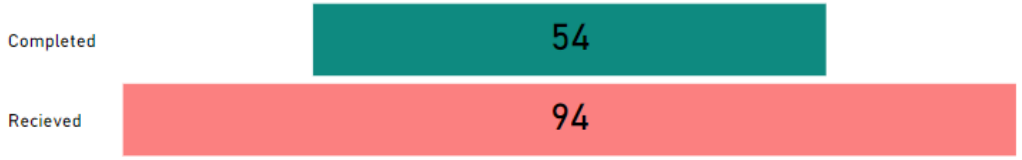

30 Day Avg (Over Past 90 Days)



Section

Outsourced - Non-SAK

Request Type

All

Backlogged Requests: 144

Avg Age of Backlog (days): 73

Longest Tim (Pending)

Unassigned	116
Draft	0
Tech	0
Admin	0

# of Unassigned

190

Goal: 100 (-90%)

 # Pending Draft

0

Goal: 100 (+100%)

 # Pending Tech

0

Goal: 100 (+100%)

 # Pending Admin

0

Goal: 100 (+100%)

Goal= Threshold for the max # of requests in each bucket

Pending Requests

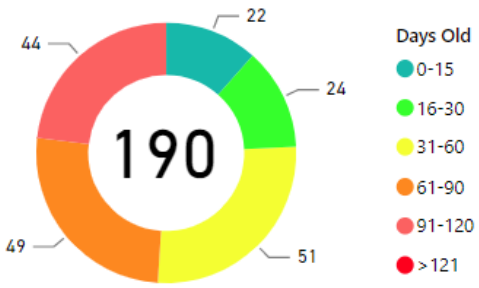

Avg Age (days): 59

Overall TAT (MTD)

NaN

Goal: 100, 100

Analysis TAT (MTD)

NaN

Goal: 100, 100

Overall TAT (Past 90 Days)

1.0

Goal: 100, 100

Analysis TAT (Past 90 Days)

0.0

Goal: 100, 100

TAT by Phase of Work (MTD)

Assign TAT Draft TAT Tech Review TAT Admin Review TAT

TAT by Phase of Work (Past 90 Days)

Month to Date

Completed	0
Recieved	46

30 Day Avg (Over Past 90 Days)

Completed	0
Received	49

Section

Outsource Technical Revi...

Request Type

All

Backlogged Requests: 64

Avg Age of Backlog (days): 84

Longest Time in Phase (Pending)

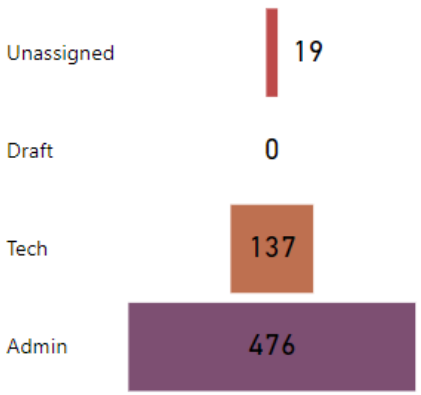

of Unassigned

1

Goal: 100 (+99%)

Pending Draft

0

Goal: 100 (+100%)

Pending Tech

58

Goal: 100 (+42%)

Pending Admin

48

Goal: 100 (+52%)

Goal= Threshold for the max # of requests in each bucket

Pending Requests

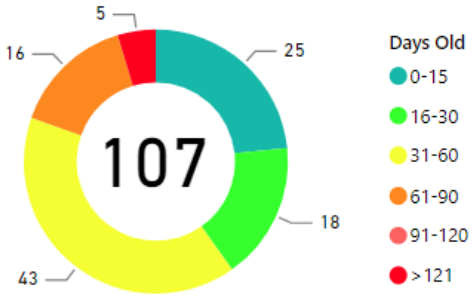

Avg Age (days): 56

Overall TAT (MTD)

99.3

Goal: 100, 100

Analysis TAT (MTD)

99.3

Goal: 100, 100

Overall TAT (Past 90 Days)

122.0

Goal: 100, 100

Analysis TAT (Past 90 Days)

112.5

Goal: 100, 100

TAT by Phase of Work (MTD)

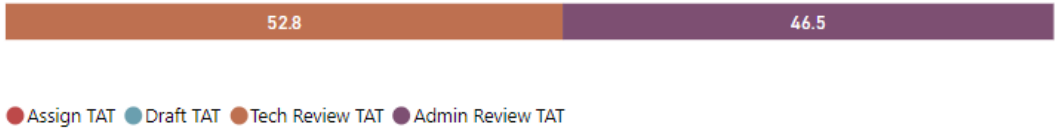

TAT by Phase of Work (Past 90 Days)

Month to Date



30 Day Avg (Over Past 90 Days)

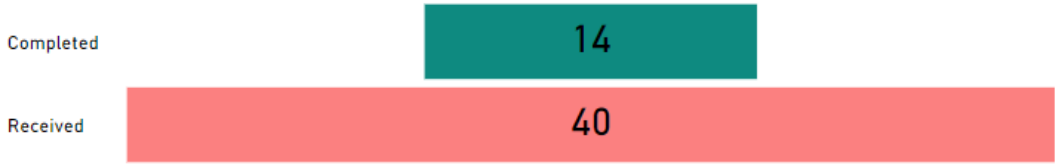

Date Range

10/1/2021 | 10/31/2022

Request Type

DNA

Request Type

All

Total TAT by Month

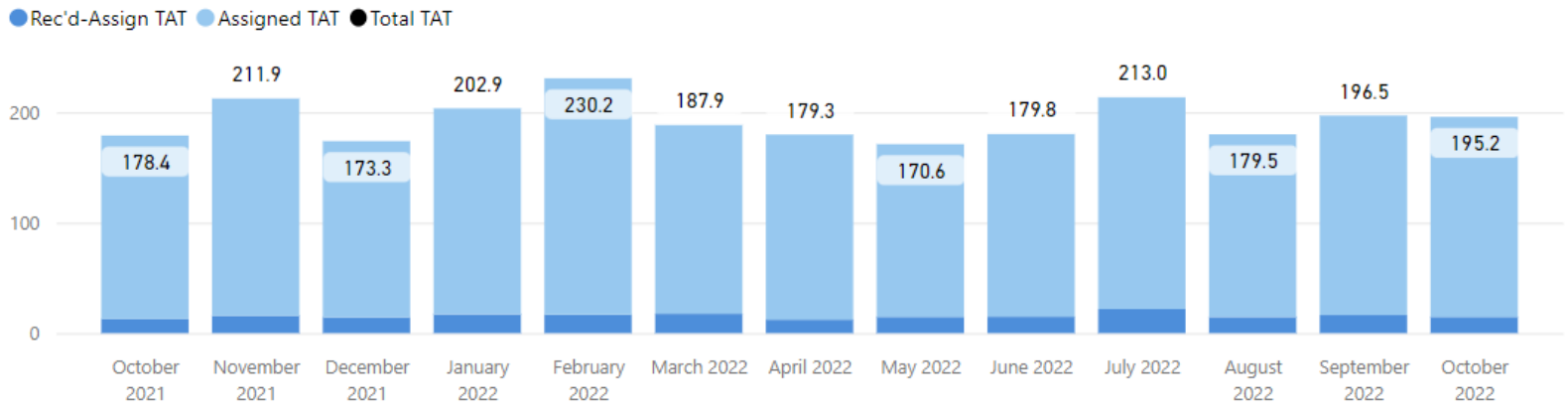

Selected Time Frame Averages

192.45
Total TAT (Rec'd-Compl.) Avg

177.22
Assigned TAT (Asgmt.-Compl.) Avg

Requests Completed

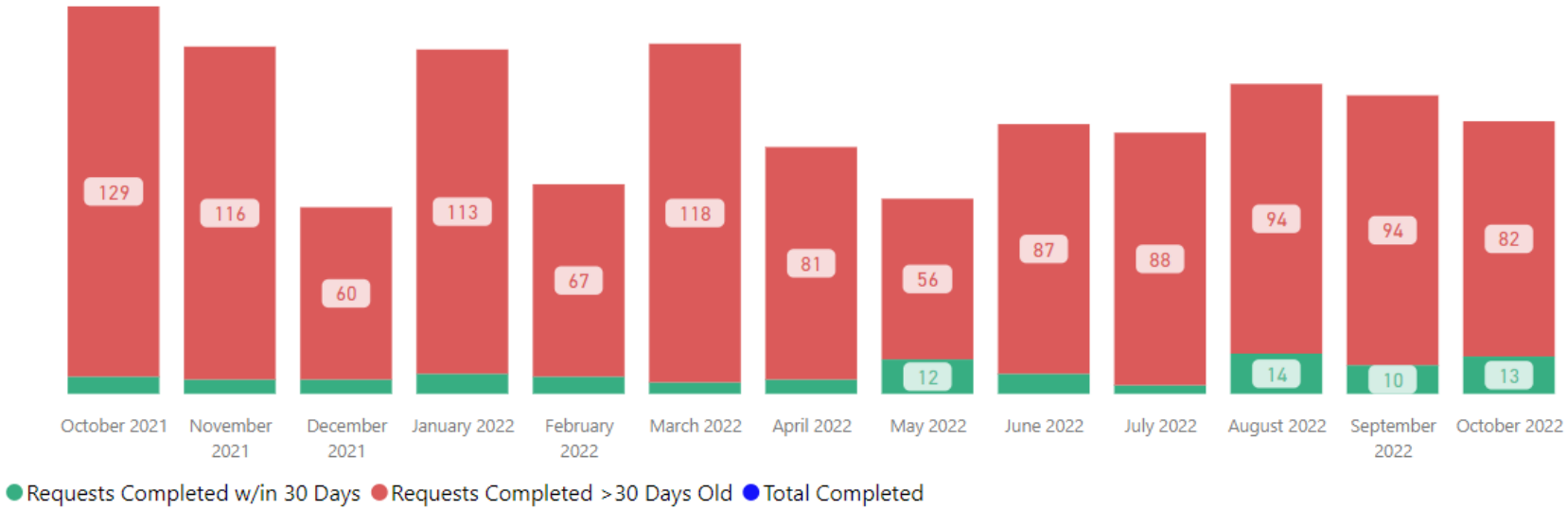

Received to Complete

1282
Requests Completed

1185
Requests Completed > 30 Days

92.43 %
% Completed > 30 Days

Requests more than 30 days old are considered to be backlogged requests

Section

DNA

Request Type

All

Received Filter

10/1/2021 10/31/2022

Received by Month

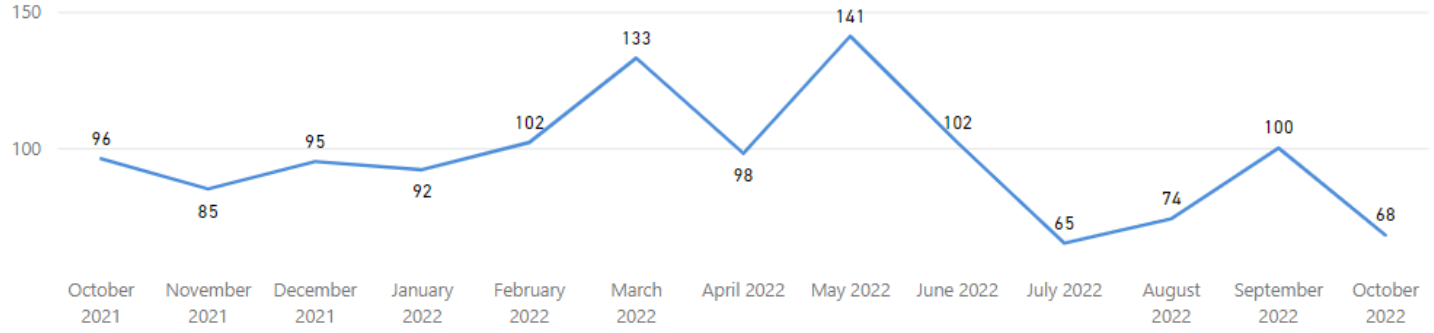

Total Received

1251

Received per Month (Avg)*

96

Completed Filter

10/1/2021 10/31/2022

Completed by Month

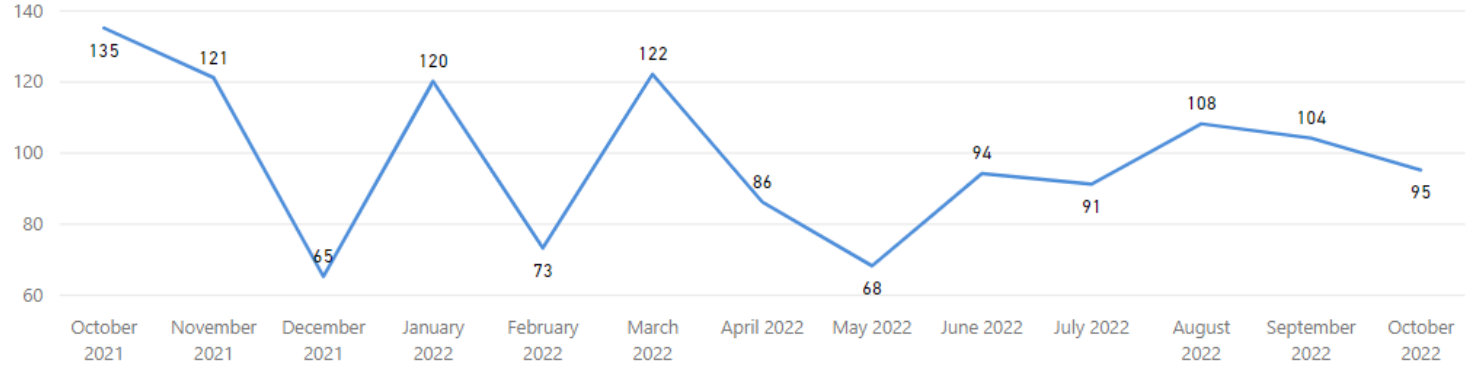

Total Completed

1282

Completed per Month (Avg)*

99

*** months with zero activity are not calculated into the average**

Section

Screening

Request Type

All

Backlogged Requests: 14

Avg Age of Backlog (days): 51

Longest Time in Phase (Pending)

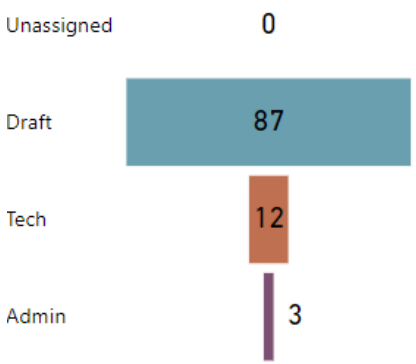

of Unassigned

0

Goal: 10 (+100%)

Pending Draft

40

Goal: 14 (-185.71%)

Pending Tech

5

Goal: 16 (+68.75%)

Pending Admin

1

Goal: 12 (+91.67%)

Goal= Threshold for the max # of requests in each bucket

Pending Requests

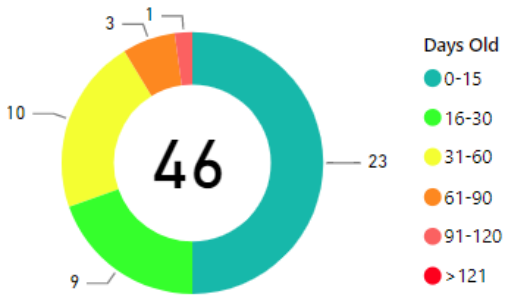

Avg Age (days): 22

Overall TAT (MTD)

22.9

Goal: 10, 11

Analysis TAT (MTD)

22.9

Goal: 10, 11

Overall TAT (Past 90 Days)

25.2

Goal: 10, 11

Analysis TAT (Past 90 Days)

25.1

Goal: 10, 11

TAT by Phase of Work (MTD)

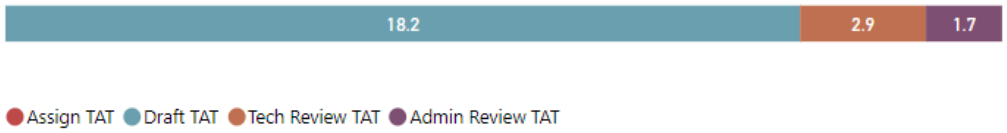

TAT by Phase of Work (Past 90 Days)

Month to Date

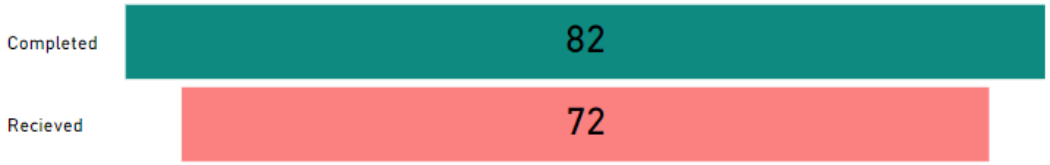

30 Day Avg (Over Past 90 Days)

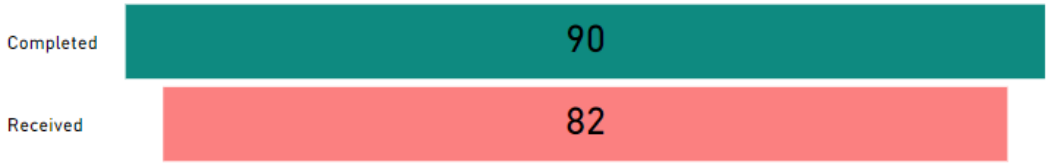

Date Range

10/1/2021 | 10/31/2022

Request Type

Screening

Request Type

All

Total TAT by Month

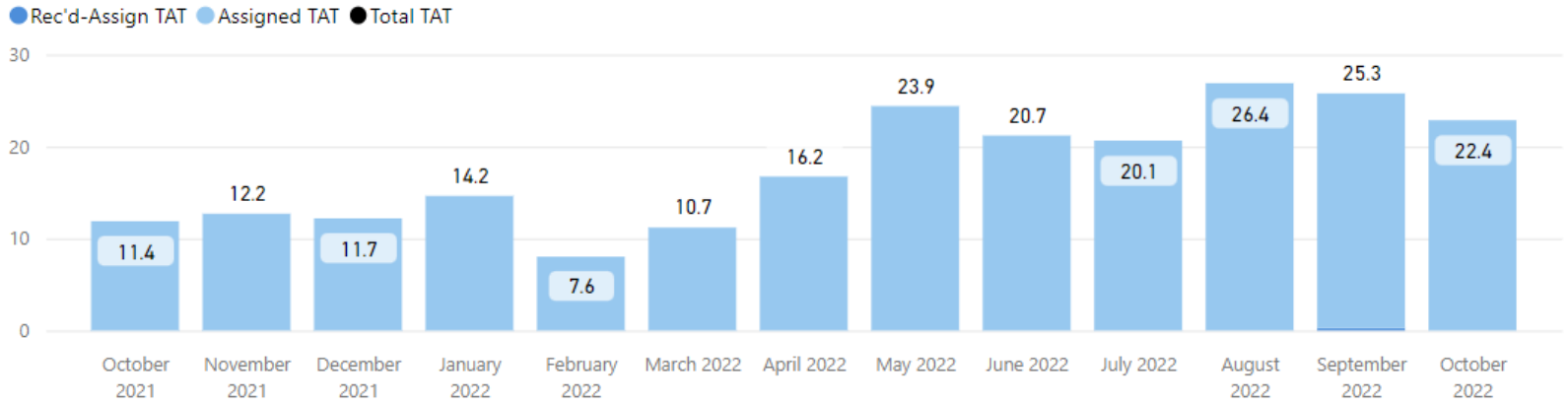

Selected Time Frame Averages

17.23
Total TAT (Rec'd-Compl.) Avg

17.68
Assigned TAT (Asgmt.-Compl.) Avg

Requests Completed

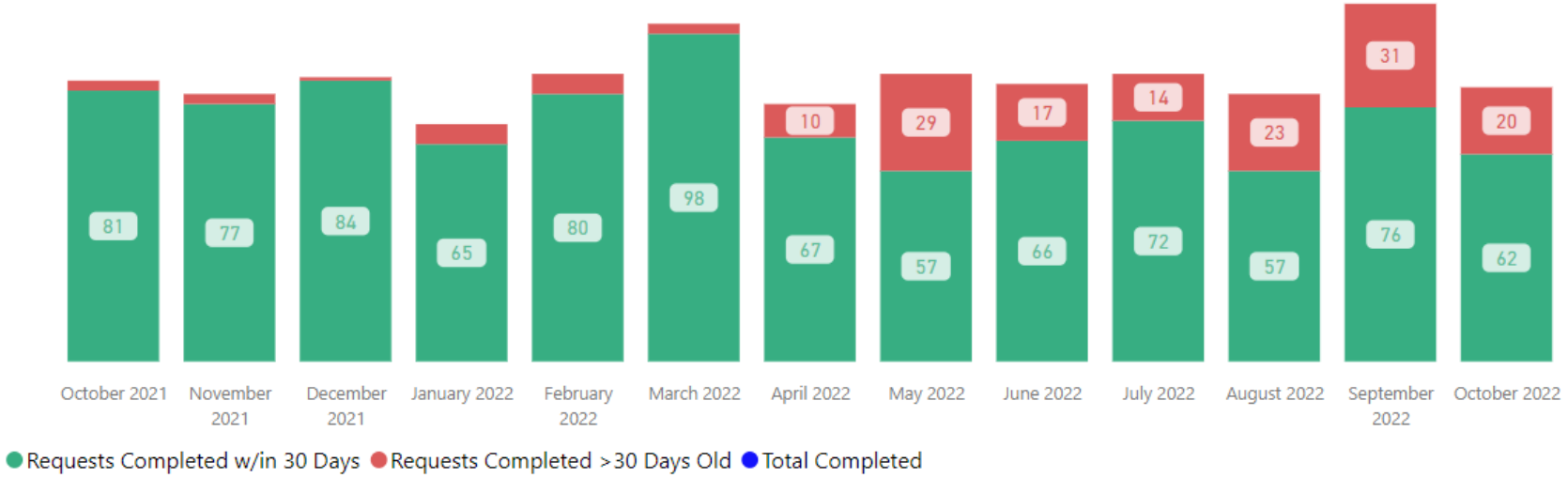

Received to Complete

1108
Requests Completed

166
Requests Completed > 30 Days

14.98 %
% Completed > 30 Days

Requests more than 30 days old are considered to be backlogged requests

Section

Screening

Request Type

All

Received Filter

10/1/2021 10/31/2022

Received by Month

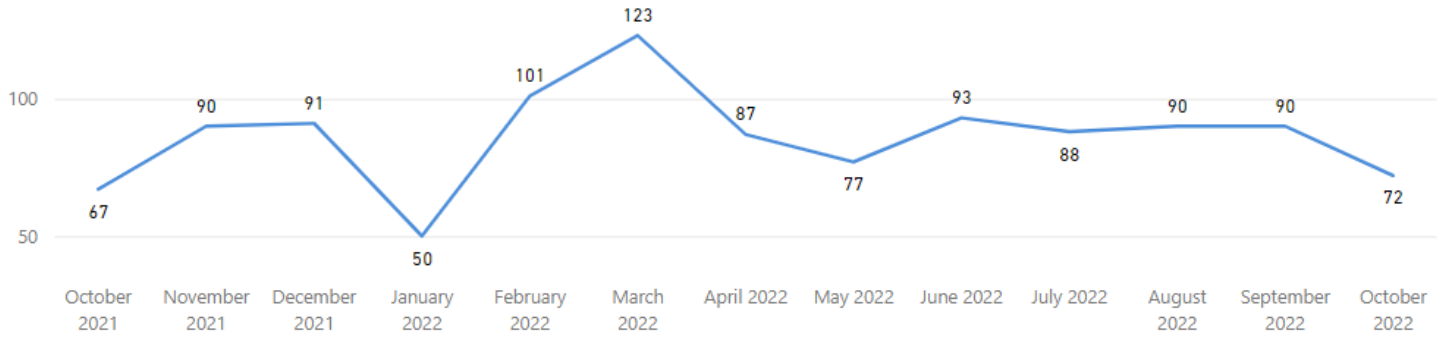

Total Received

1119

Received per Month (Avg)*

86

Completed Filter

10/1/2021 10/31/2022

Completed by Month

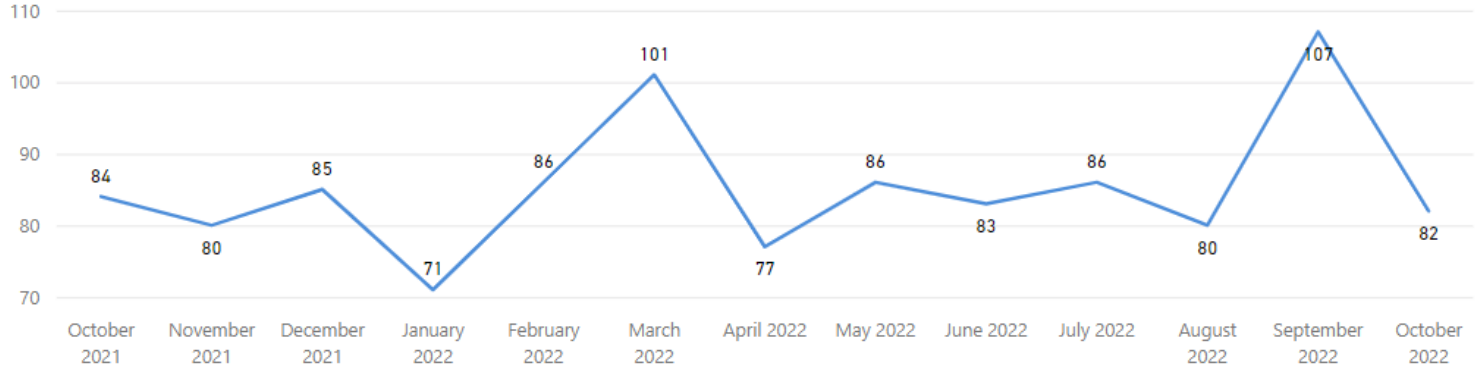

Total Completed

1108

Completed per Month (Avg)*

85

*** months with zero activity are not calculated into the average**

Section

CODIS

CODIS Hit Type

All

Backlogged Requests: 0

Avg Age of Backlog (days): (Blank)

Longest Time in Phase (Pending)

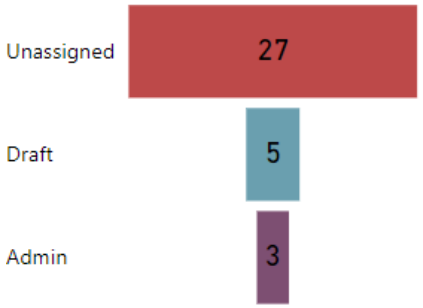

of Unassigned

86

Goal: 100 (+14%)

Pending Draft

114

Goal: 20 (-470%)

Pending Admin

3

Goal: 15 (+80%)

Goal= Threshold for the max # of requests in each bucket

Pending Requests

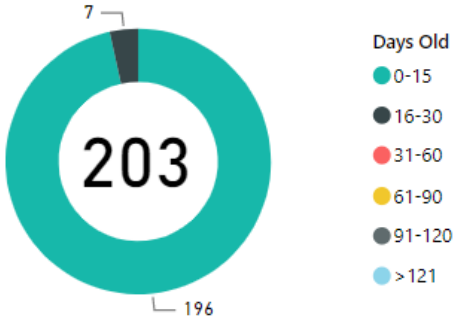

Avg Age (days): 5

Overall TAT (MTD)

6.8

Goal: 30, 31

Analysis TAT (MTD)

2.6

Goal: 30, 31

Overall TAT (Past 90 Days)

9.5

Goal: 30, 31

Analysis TAT (Past 90 Days)

4.2

Goal: 30, 31

TAT by Phase of Work (MTD)

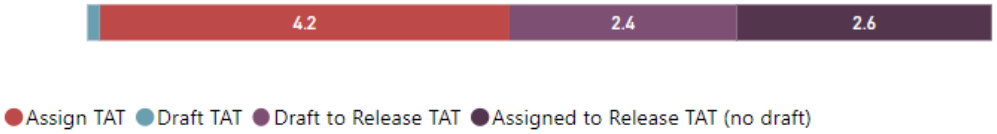

TAT by Phase of Work (Past 90 Days)

Month to Date



30 Day Avg (Over Past 90 Days)



Date Range

10/1/2021 | 10/31/2022

Request Type

CODIS

Total TAT by Month

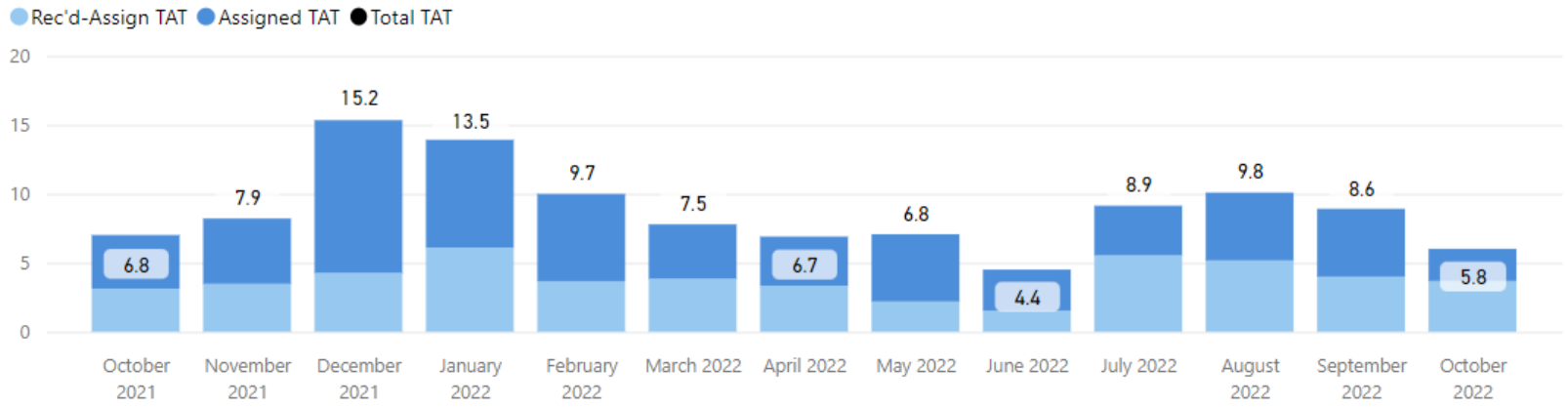

Selected Time Frame Averages

8.54
Total TAT (Rec'd-Compl.) Avg

5.13
Assigned TAT (Asgmt.-Compl.) Avg

Requests Completed

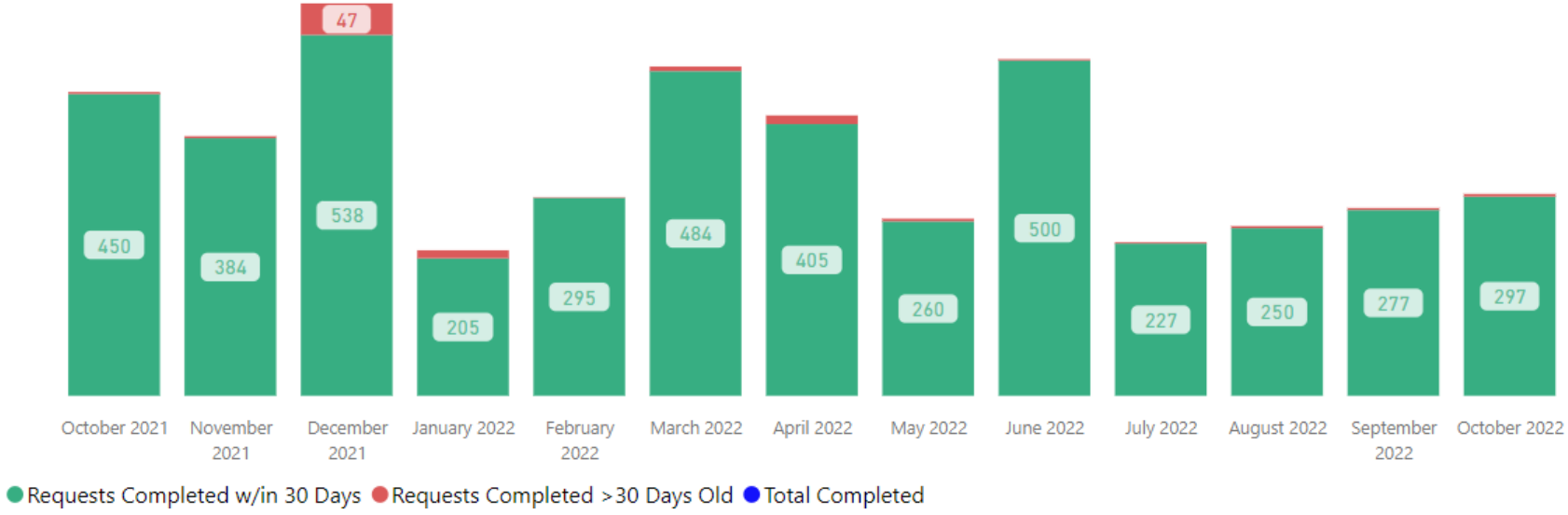

Received to Complete

4676
Requests Completed

104
Requests Completed > 30 Days

2.22 %
% Completed > 30 Days

Requests more than 30 days old are considered to be backlogged requests

Section

CODIS

Hit Type

All

Received Filter

10/1/2021 10/31/2022

Received by Month

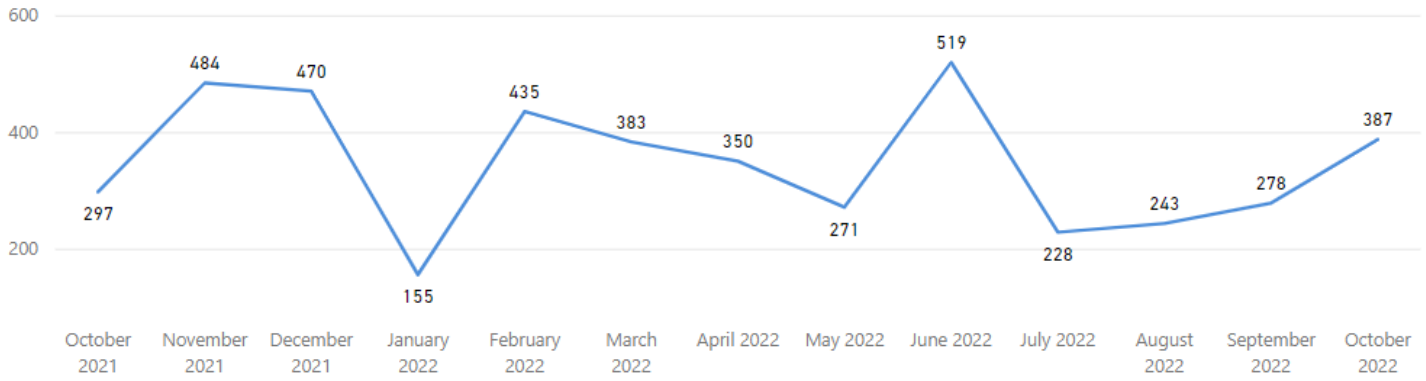

Total Received

4500

Received per Month (Avg)*

346

Completed Filter

10/1/2021 10/31/2022

Completed by Month

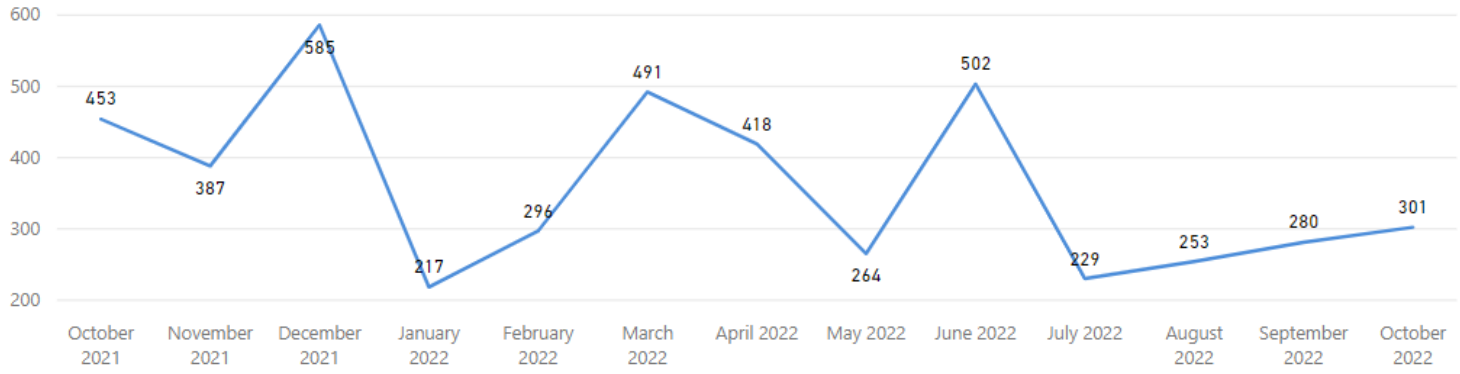

Total Completed

4676

Completed per Month (Avg)*

360

*** months with zero activity are not calculated into the average**

Latent Prints

Service

Latent Comparison

Priority Type

All

Backlogged Requests: 1047

Avg Age of Backlog (days): 525

Longest Time in Phase (Pending)

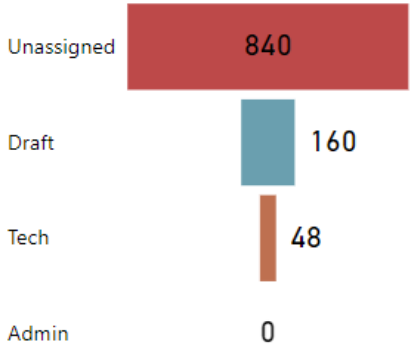

of Unassigned

1089 !

Goal: 230 (-373.48%)

Pending Draft

23 ✓

Goal: 50 (+54%)

Pending Tech

4 ✓

Goal: 50 (+92%)

Pending Admin

0 ✓

Goal: 50 (+100%)

Goal= Threshold for the max # of requests in each bucket

Pending Requests

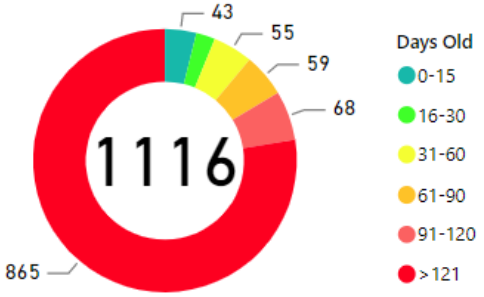

Avg Age (days): 493

Overall TAT (MTD)

572.9 !

Goal: 45, 46

Analysis TAT (MTD)

4.8 ✓

Goal: 45, 46

Overall TAT (Past 90 Days)

456.1 !

Goal: 45, 46

Analysis TAT (Past 90 Days)

5.6 ✓

Goal: 45, 46

TAT by Phase of Work (MTD)

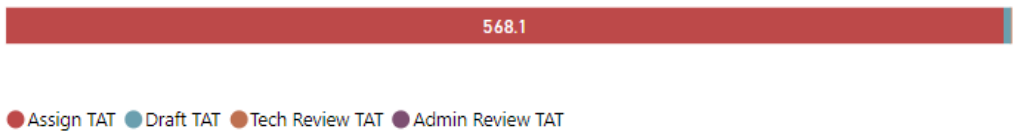

TAT by Phase of Work (Past 90 Days)

Month to Date



30 Day Avg (Over Past 90 Days)



Date Range

10/1/2021 | 10/31/2022

Total TAT by Month

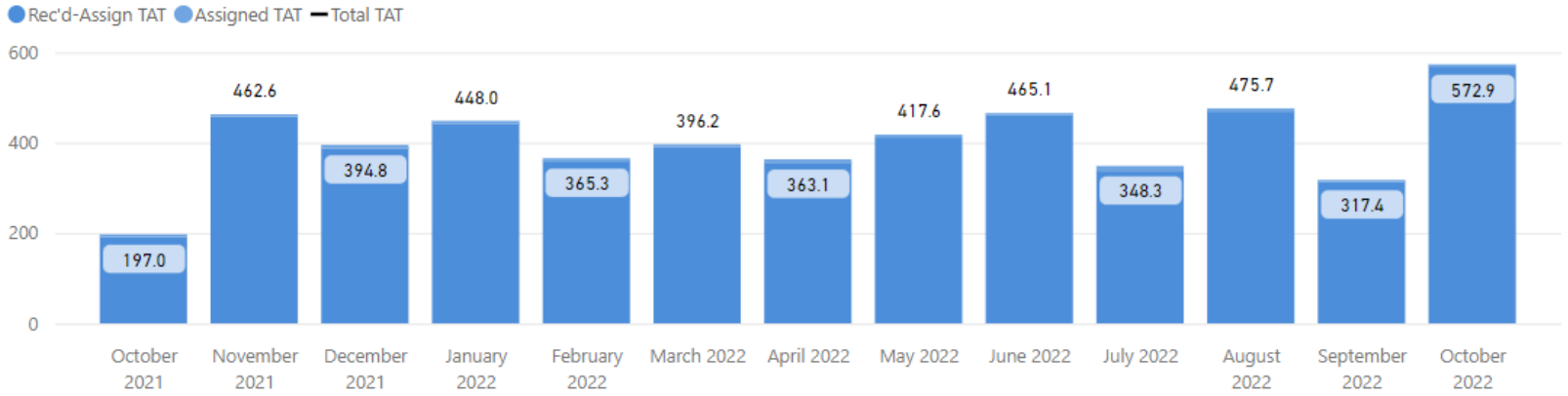

Request Type

Latent Comparison

Priority Type

All

Selected Time Frame Averages

404.05
Total TAT (Rec'd-Compl.) Avg

6.51
Assigned TAT (Asgmt.-Compl.) Avg

Requests Completed

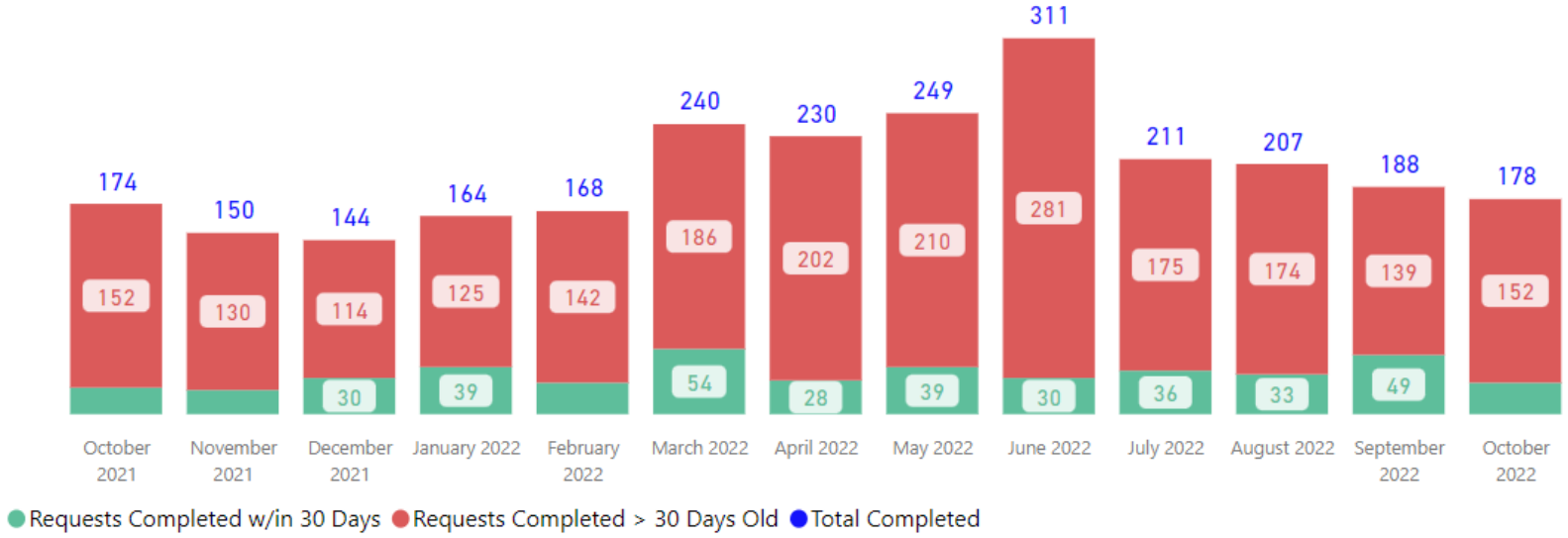

Received to Complete

2614
Requests Completed

2182
Requests Completed > 30 Days Old

83.47 %
% Completed > 30 Days Old

Requests more than 30 days old are considered to be backlogged requests

Service

Latent Comparison

Priority Type

All

Received Filter

10/1/2021 10/31/2022

Received by Month

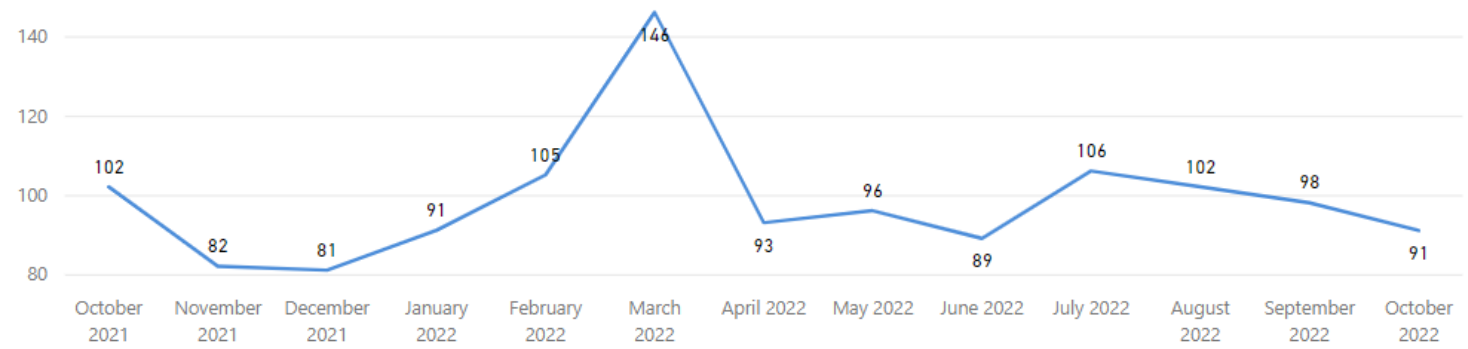

Total Received

1,282

Received per Month (Avg)*

99

Completed Filter

10/1/2021 10/31/2022

Completed by Month

Total Completed

2,614

Completed per Month (Avg)*

201

*** months with zero activity are not calculated into the average**

Service

Latent Processing

Priority Type

All

Backlogged Requests: 758

Avg Age of Backlog (days): 555

Longest Time in Phase (Pending)

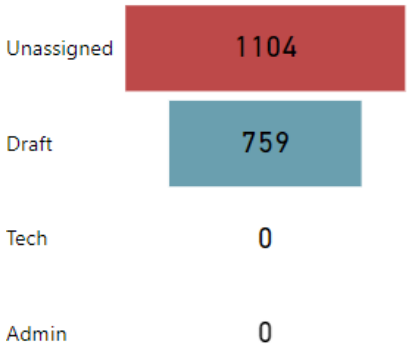

of Unassigned

776 !

Goal: 50 (-1452%)

Pending Draft

2 ✓

Goal: 30 (+93.33%)

Pending Tech

0 ✓

Goal: 30 (+100%)

Pending Admin

0 ✓

Goal: 30 (+100%)

Goal= Threshold for the max # of requests in each bucket

Pending Requests

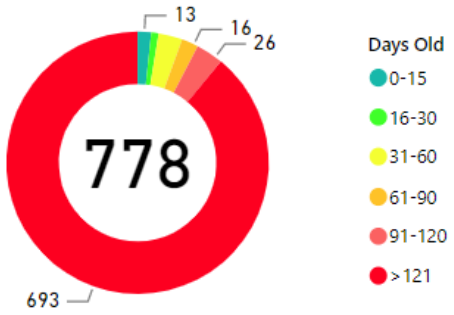

Avg Age (days): 541

Overall TAT (MTD)

152.3 !

Goal: 30, 31

Analysis TAT (MTD)

10.5 ✓

Goal: 30, 31

Overall TAT (Past 90 Days)

132.5 !

Goal: 30, 31

Analysis TAT (Past 90 Days)

17.9 ✓

Goal: 30, 31

TAT by Phase of Work (MTD)

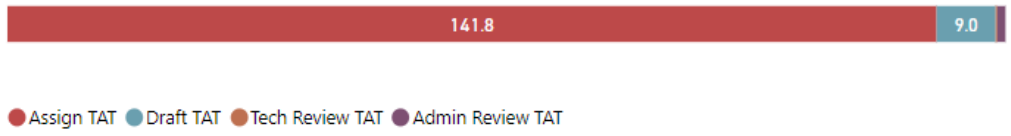

TAT by Phase of Work (Past 90 Days)

Month to Date

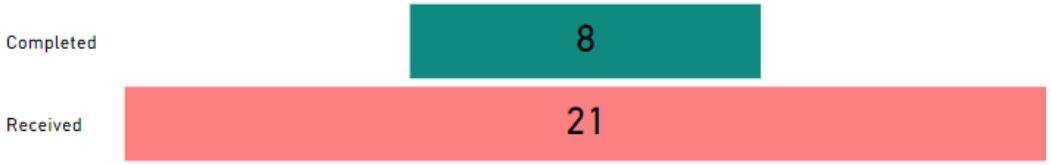

30 Day Avg (Over Past 90 Days)

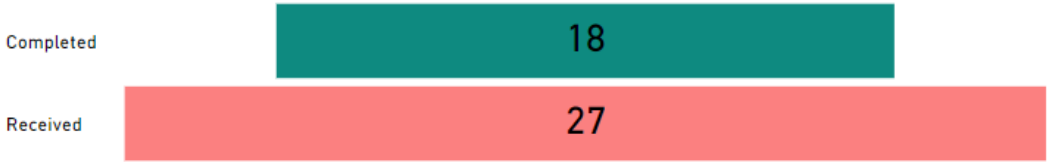

Date Range

10/1/2021 | 10/31/2022

Total TAT by Month

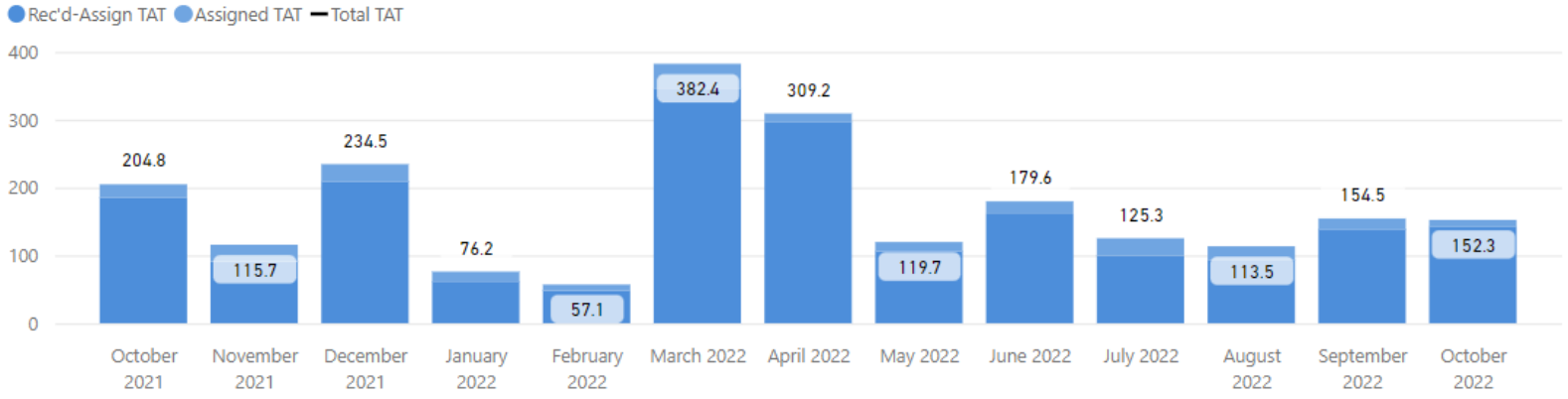

Request Type

Latent Processing

Priority Type

All

Selected Time Frame Averages

176.86
Total TAT (Rec'd-Compl.) Avg

20.56
Assigned TAT (Asgmt.-Compl.) Avg

Requests Completed

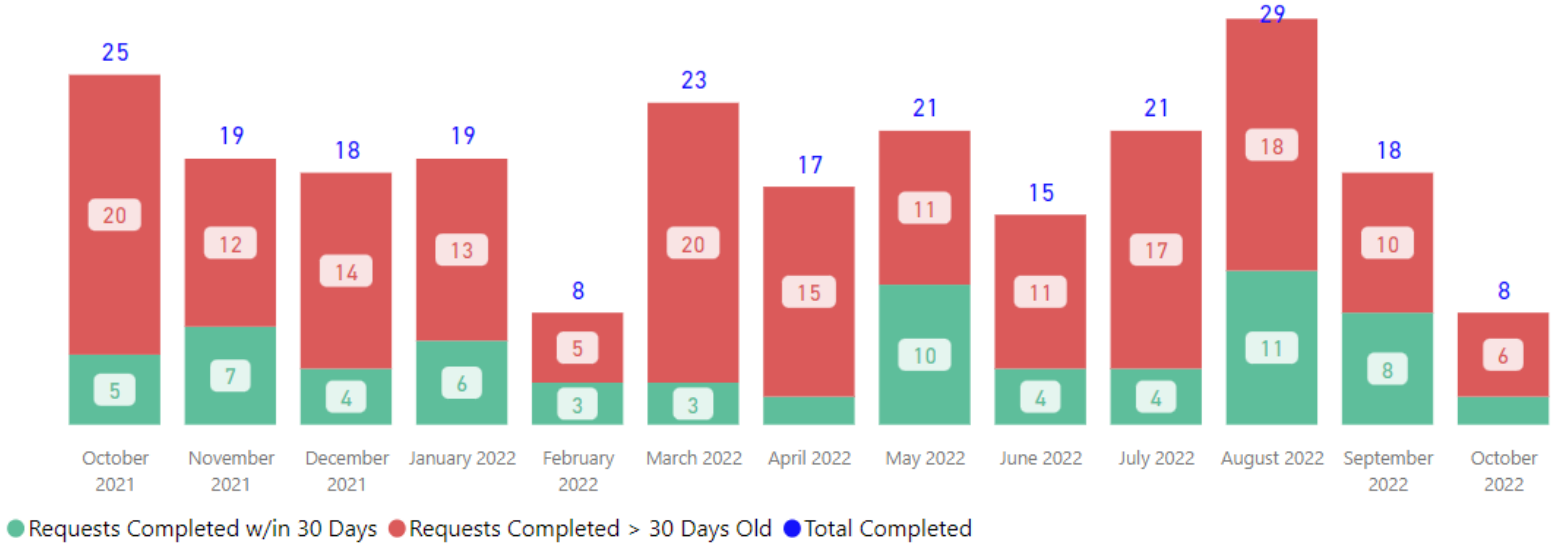

Received to Complete

241
Requests Completed

172
Requests Completed > 30 Days Old

71.37 %
% Completed > 30 Days Old

Requests more than 30 days old are considered to be backlogged requests

Service

Latent Processing

Priority Type

All

Received Filter

10/1/2021 10/31/2022

Received by Month

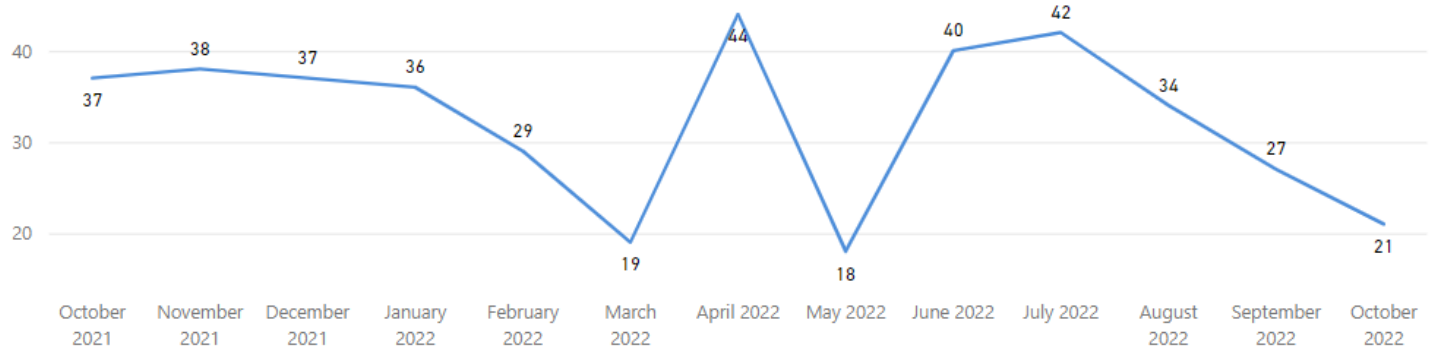

Total Received

422

Received per Month (Avg)*

32

Completed Filter

10/1/2021 10/31/2022

Completed by Month

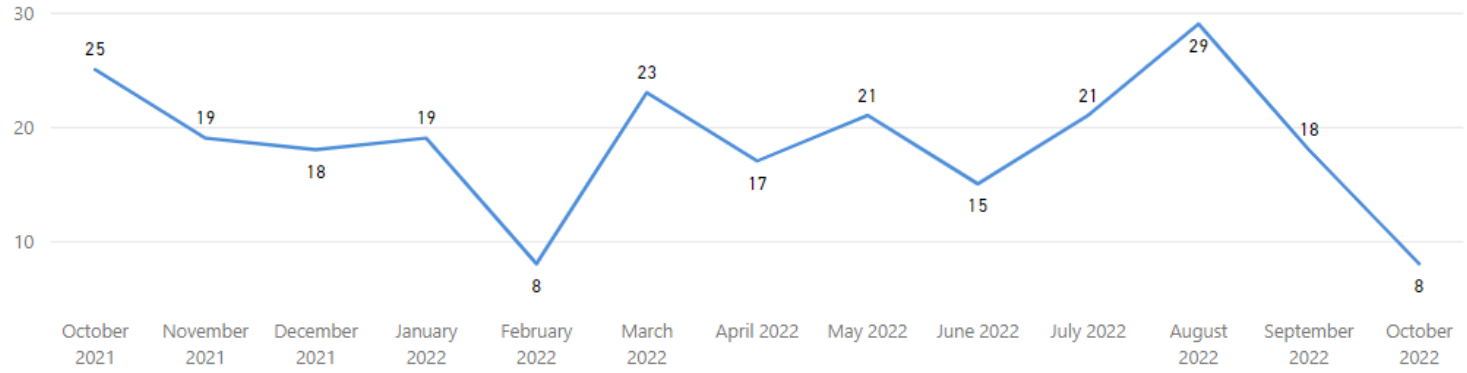

Total Completed

241

Completed per Month (Avg)*

19

*** months with zero activity are not calculated into the average**

Digital Multi-Media

Service

AV Call Out

Priority Type

All

Backlogged Requests: 0

Avg Age of Backlog (days): (Blank)

Longest Time in Phase (Pending)

Unassigned	0
Draft	0
Tech	0
Admin	0

of Unassigned

0

Goal: 15 (+100%)

Pending Draft

2

Goal: 5 (+60%)

Pending Tech

0

Goal: 5 (+100%)

Pending Admin

0

Goal: 5 (+100%)

Goal= Threshold for the max # of requests in each bucket

Pending Requests

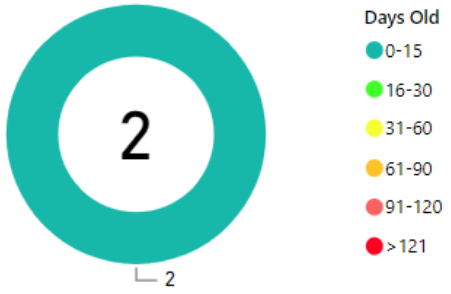

Avg Age (days): 0

Overall TAT (MTD)

NaN

Goal: 5, 6

Analysis TAT (MTD)

NaN

Goal: 5, 6

Overall TAT (Past 90 Days)

5.7

Goal: 5, 6

Analysis TAT (Past 90 Days)

4.7

Goal: 5, 6

TAT by Phase of Work (MTD)

Assign TAT Draft TAT Tech Review TAT Admin Review TAT

TAT by Phase of Work (Past 90 Days)

Month to Date



30 Day Avg (Over Past 90 Days)

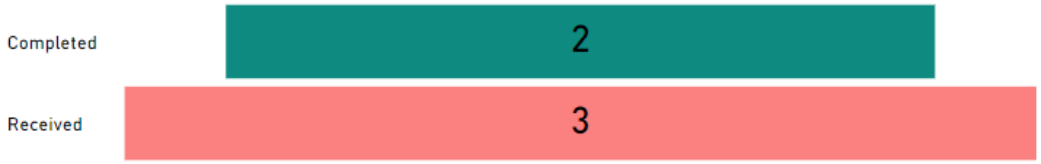

Date Range

10/1/2021 | 10/31/2022

Request Type

AV Call Out

Priority Type

All

Total TAT by Month

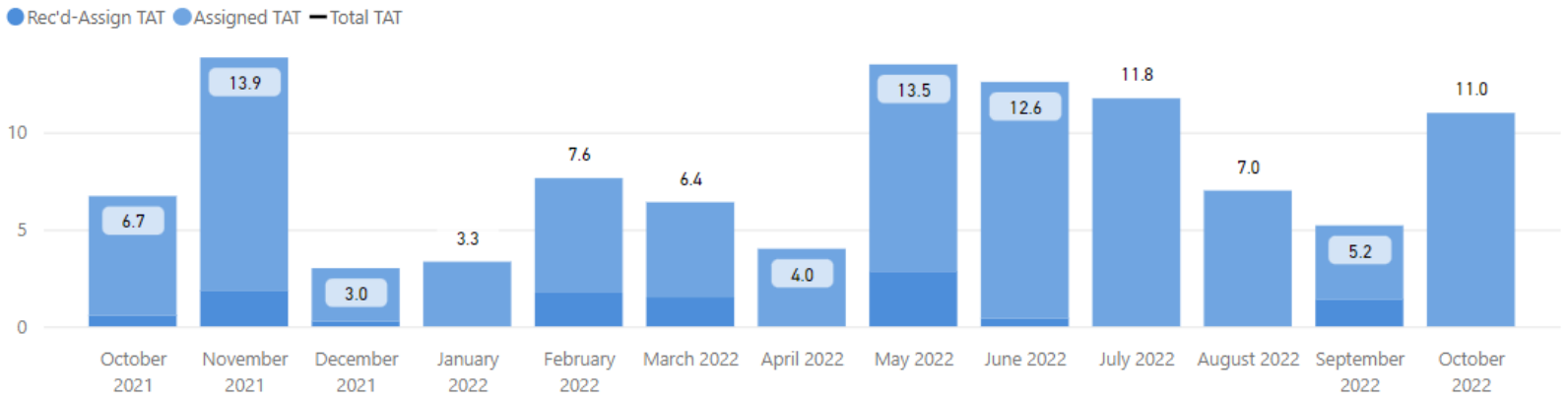

Selected Time Frame Averages

8.35
Total TAT (Rec'd-Compl.) Avg

7.21
Assigned TAT (Asgmt.-Compl.) Avg

Requests Completed

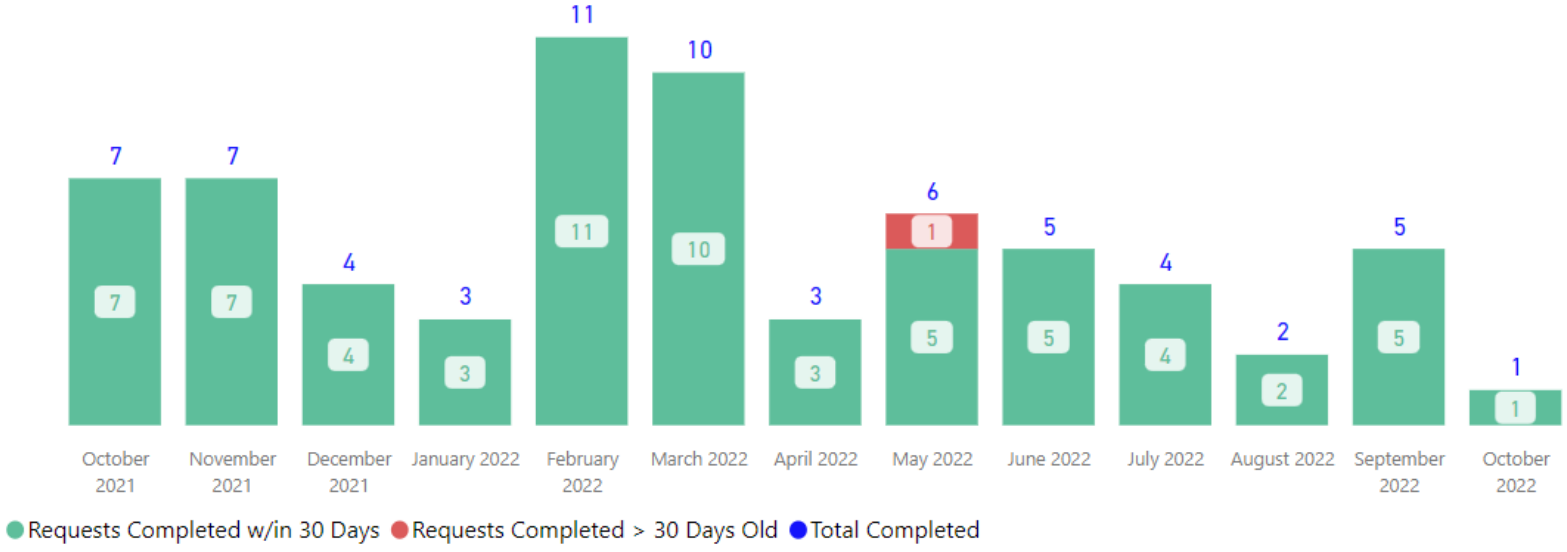

Received to Complete

68
Requests Completed

1
Requests Completed > 30 Days Old

1.47 %
% Completed > 30 Days Old

Requests more than 30 days old are considered to be backlogged requests

Service

AV Call Out

Priority Type

All

Received Filter

10/1/2021 10/31/2022

Received by Month

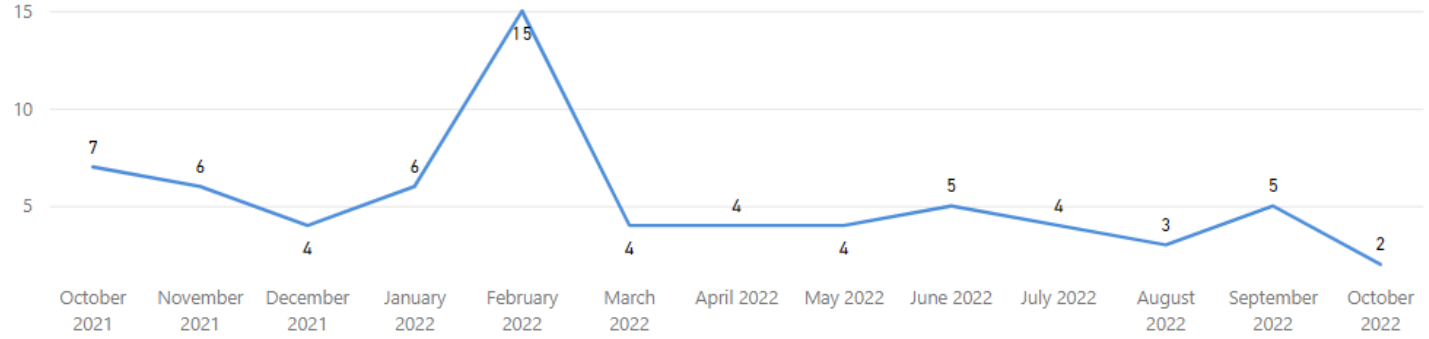

Total Received

69

Received per Month (Avg)*

5

Completed Filter

10/1/2021 10/31/2022

Completed by Month

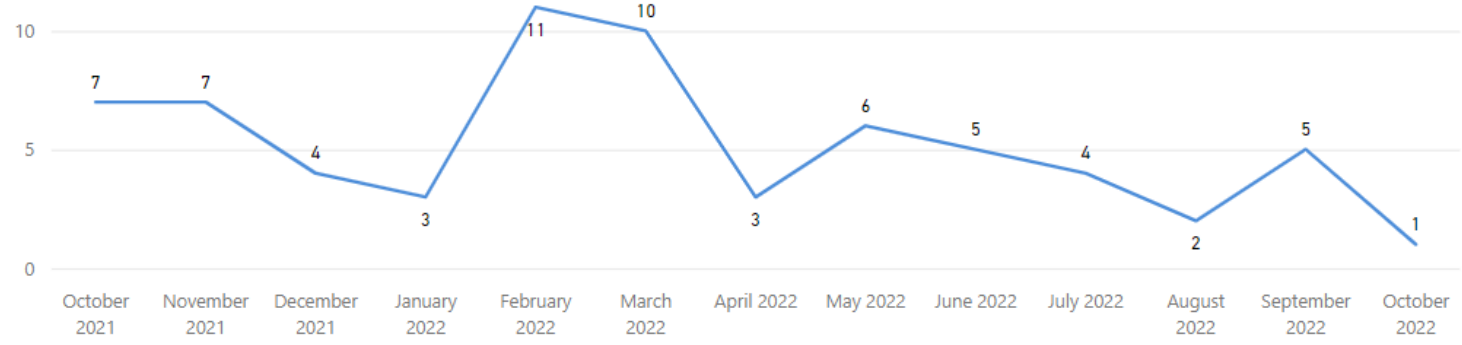

Total Completed

68

Completed per Month (Avg)*

5

*** months with zero activity are not calculated into the average**

Service

AV Examination

Priority Type

All

Backlogged Requests: 2

Avg Age of Backlog (days): 65

Longest Time in Phase (Pending)

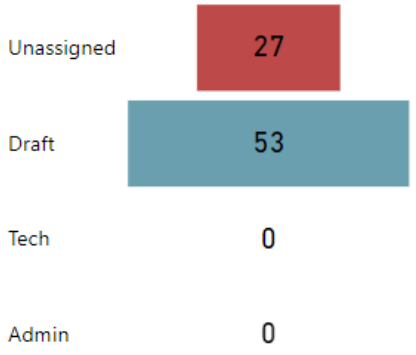

of Unassigned

3

Goal: 15 (+80%)

Pending Draft

2

Goal: 5 (+60%)

Pending Tech

0

Goal: 5 (+100%)

Pending Admin

0

Goal: 5 (+100%)

Goal= Threshold for the max # of requests in each bucket

Pending Requests

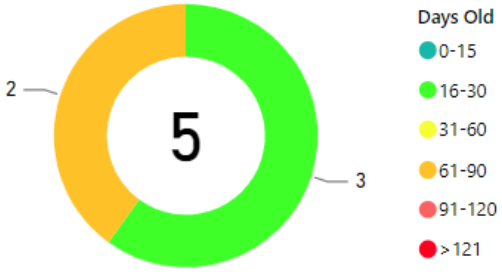

Avg Age (days): 42

Overall TAT (MTD)

73.3

Goal: 45, 46

Analysis TAT (MTD)

62.9

Goal: 45, 46

Overall TAT (Past 90 Days)

46.0

Goal: 45, 46

Analysis TAT (Past 90 Days)

33.6

Goal: 45, 46

TAT by Phase of Work (MTD)

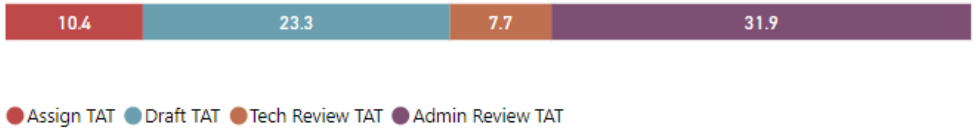

TAT by Phase of Work (Past 90 Days)

Month to Date

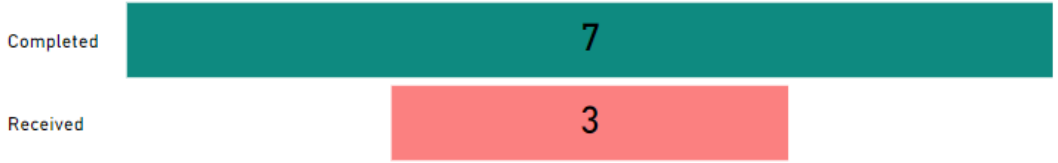

30 Day Avg (Over Past 90 Days)

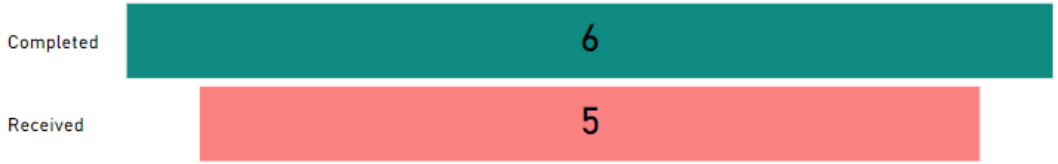

Date Range

10/1/2021 | 10/31/2022

Total TAT by Month

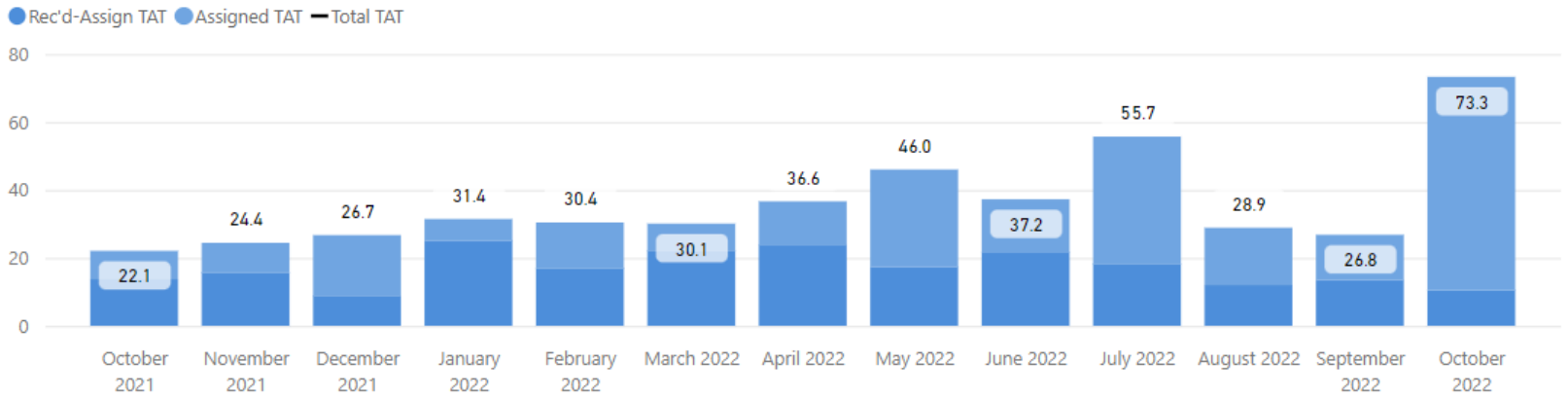

Request Type

AV Examination

Priority Type

All

Selected Time Frame Averages

35.33
Total TAT (Rec'd-Compl.) Avg

17.98
Assigned TAT (Asgmt.-Compl.) Avg

Requests Completed

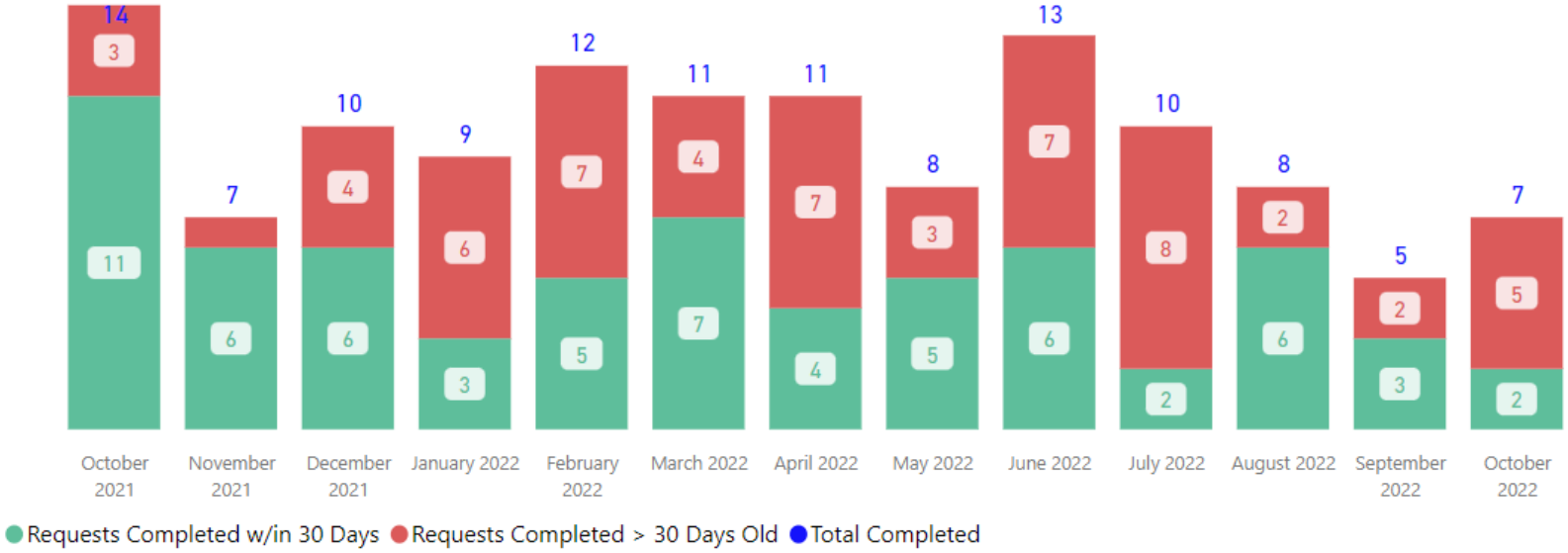

Received to Complete

125
Requests Completed

59
Requests Completed > 30 Days Old

47.20 %
% Completed > 30 Days Old

Requests more than 30 days old are considered to be backlogged requests

Service

AV Examination

Priority Type

All

Received Filter

10/1/2021 10/31/2022

Received by Month

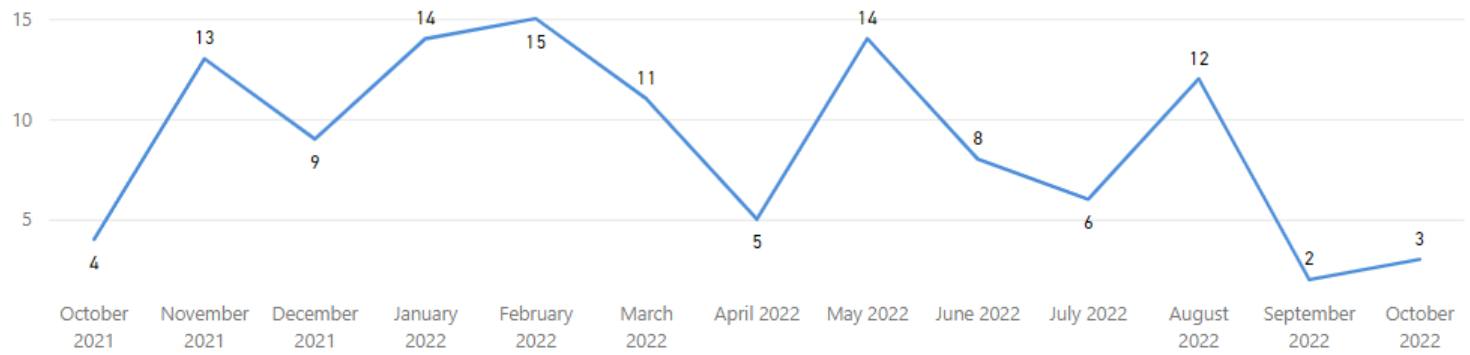

Total Received

116

Received per Month (Avg)*

9

Completed Filter

10/1/2021 10/31/2022

Completed by Month

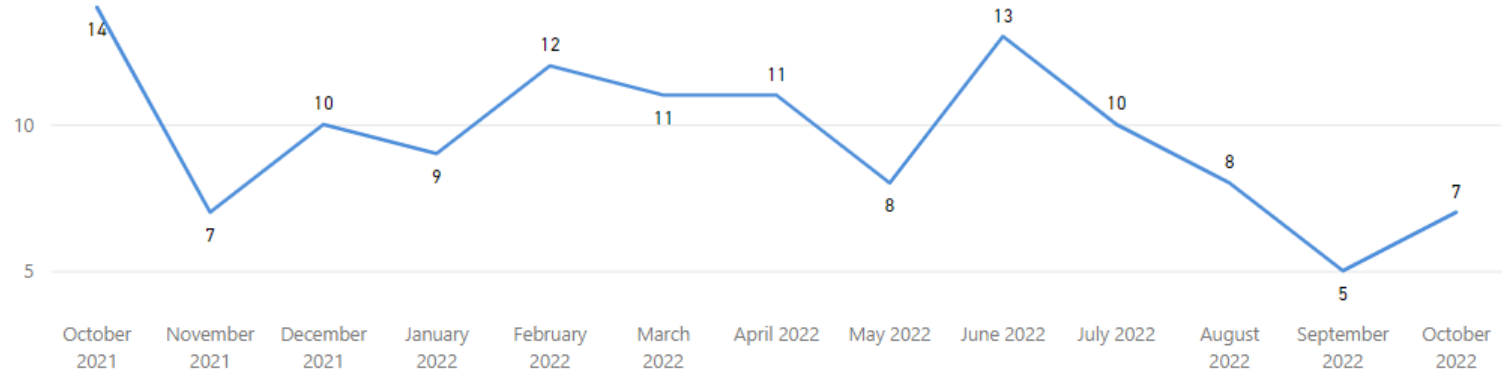

Total Completed

125

Completed per Month (Avg)*

10

*** months with zero activity are not calculated into the average**

Service

DFL

Priority Type

All

Backlogged Requests: 326

Avg Age of Backlog (days): 291

Longest Time in Phase (Pending)

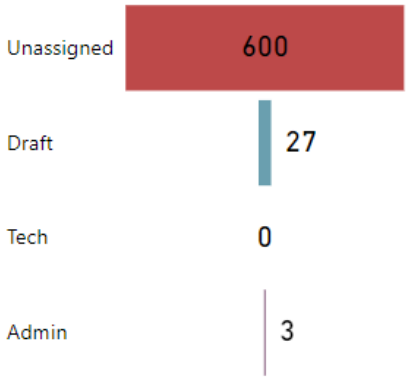

of Unassigned

335 !

Goal: 50 (-570%)

Pending Draft

8 !

Goal: 5 (-60%)

Pending Tech

1 ✓

Goal: 5 (+80%)

Pending Admin

1 ✓

Goal: 5 (+80%)

Goal= Threshold for the max # of requests in each bucket

Pending Requests

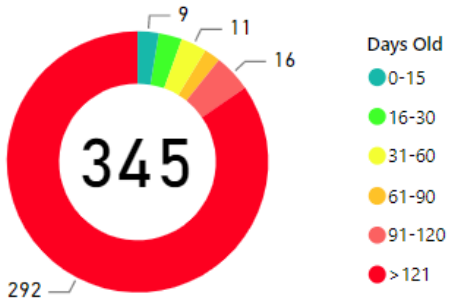

Avg Age (days): 276

Overall TAT (MTD)

191.4 !

Goal: 45, 46

Analysis TAT (MTD)

13.4 ✓

Goal: 45, 46

Overall TAT (Past 90 Days)

258.4 !

Goal: 45, 46

Analysis TAT (Past 90 Days)

20.8 ✓

Goal: 45, 46

TAT by Phase of Work (MTD)

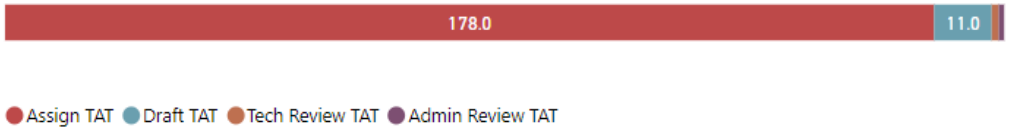

TAT by Phase of Work (Past 90 Days)

Month to Date

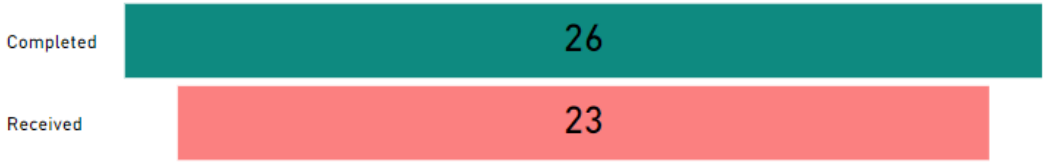

30 Day Avg (Over Past 90 Days)

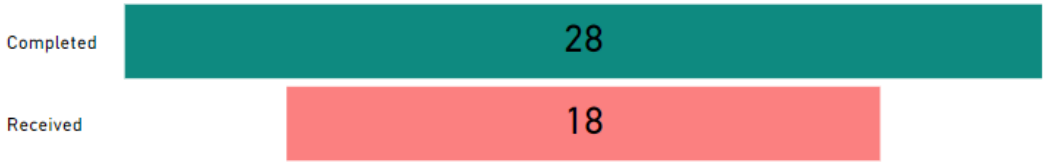

DFL and DME

Date Range

10/1/2021 10/31/2022

Request Type

Multiple selections

Priority Type

All

Total TAT by Month

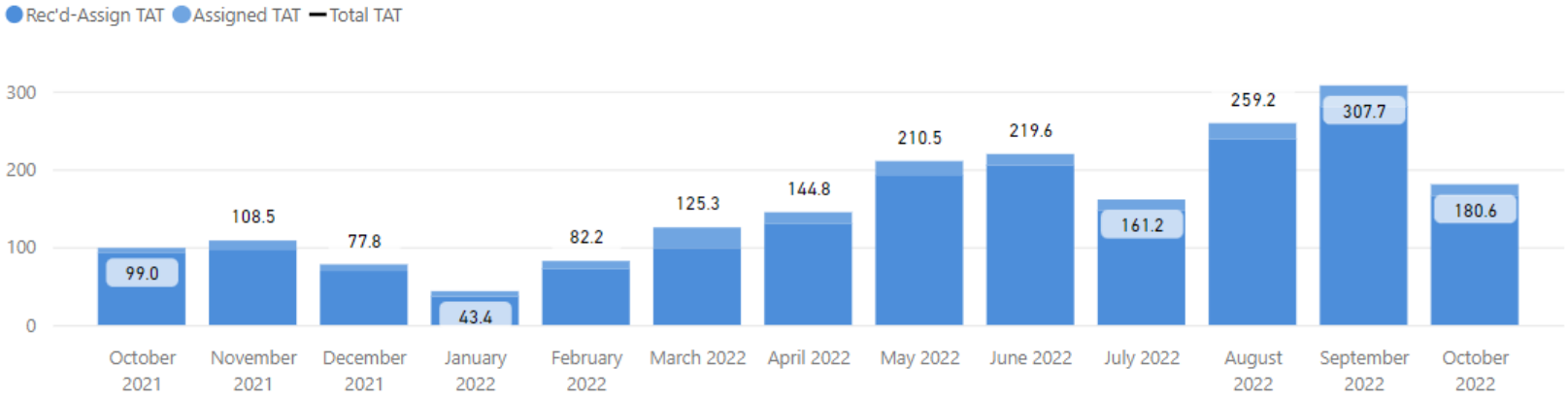

Selected Time Frame Averages

151.70
Total TAT (Rec'd-Compl.) Avg

14.31
Assigned TAT (Asgmt.-Compl.) Avg

Requests Completed

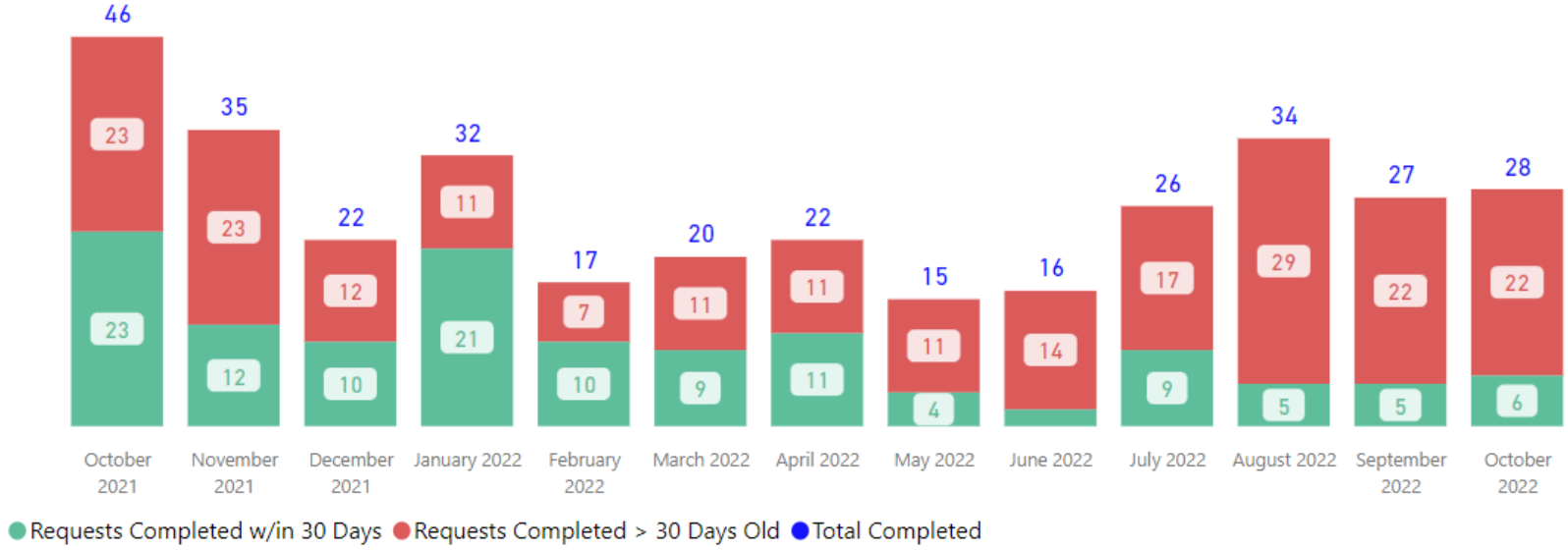

Received to Complete

340
Requests Completed

213
Requests Completed > 30 Days Old

62.65 %
% Completed > 30 Days Old

Requests more than 30 days old are considered to be backlogged requests

DFL and DME

Service

Multiple selections

Priority Type

All

Received Filter

10/1/2021 10/31/2022

Received by Month

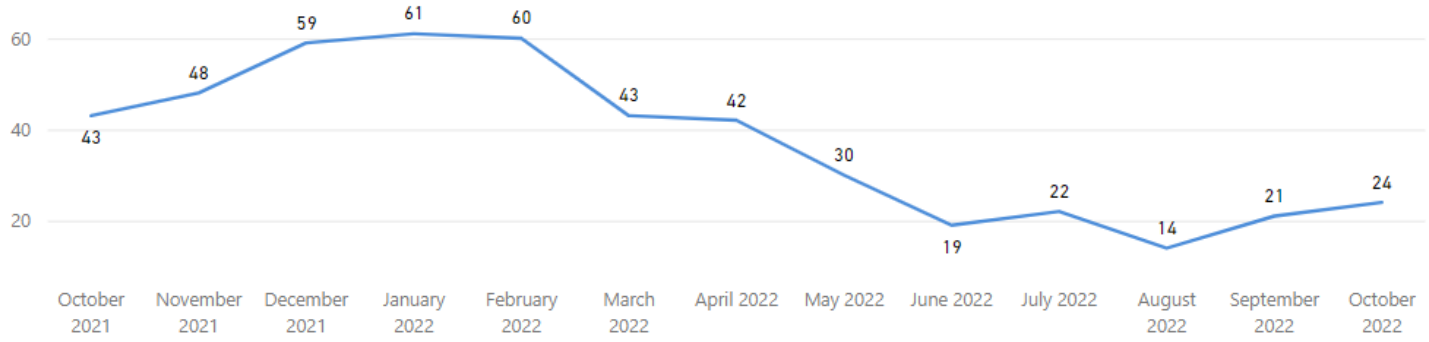

Total Received

486

Received per Month (Avg)*

37

Completed Filter

10/1/2021 10/31/2022

Completed by Month

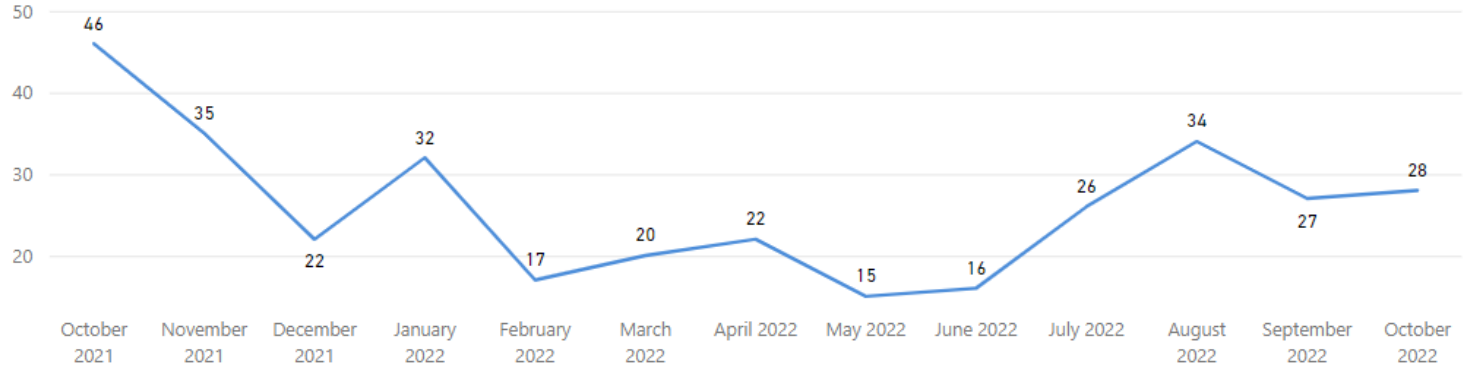

Total Completed

340

Completed per Month (Avg)*

26

*** months with zero activity are not calculated into the average**

Crime Scene Unit

Service

CSU Response

Priority Type

All

Backlogged Requests: 196

Avg Age of Backlog (days): 113

Longest Time in Phase (Pending)

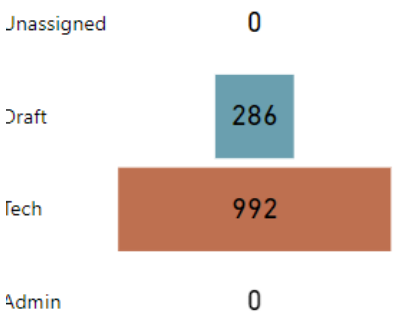

of Unassigned

0

Goal: 0

Pending Draft

80 !

Goal: 30 (-166.67%)

Pending Tech

237 !

Goal: 30 (-690%)

Pending Admin

0

Goal: 0

Goal= Threshold for the max # of requests in each bucket

Pending Requests

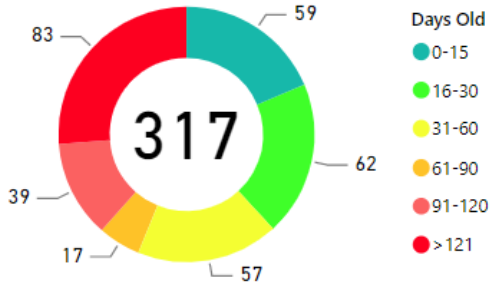

Avg Age (days): 76

Overall TAT (MTD)

90.7 !

Goal: 30, 31

Analysis TAT (MTD)

88.0 !

Goal: 30, 31

Overall TAT (Past 90 Days)

107.1 !

Goal: 30, 31

Analysis TAT (Past 90 Days)

105.4 !

Goal: 30, 31

TAT by Phase of Work (MTD)

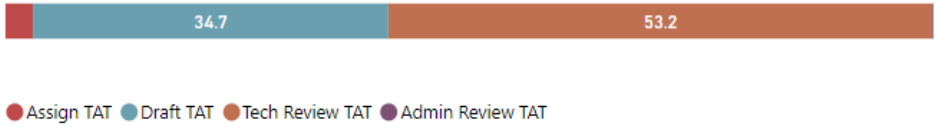

TAT by Phase of Work (Past 90 Days)

Month to Date



30 Day Avg (Over Past 90 Days)



Date Range

10/1/2021 | 10/31/2022

Request Type

CSU Response

Priority Type

All

Total TAT by Month

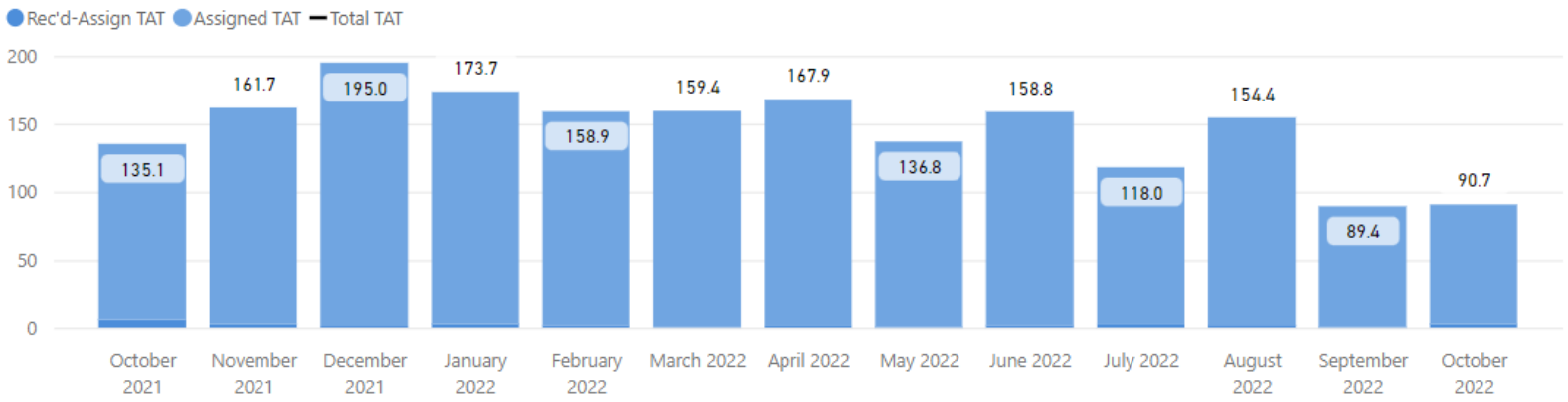

Selected Time Frame Averages

144.11
Total TAT (Rec'd-Compl.) Avg

142.34
Assigned TAT (Asgmt.-Compl.) Avg

Requests Completed

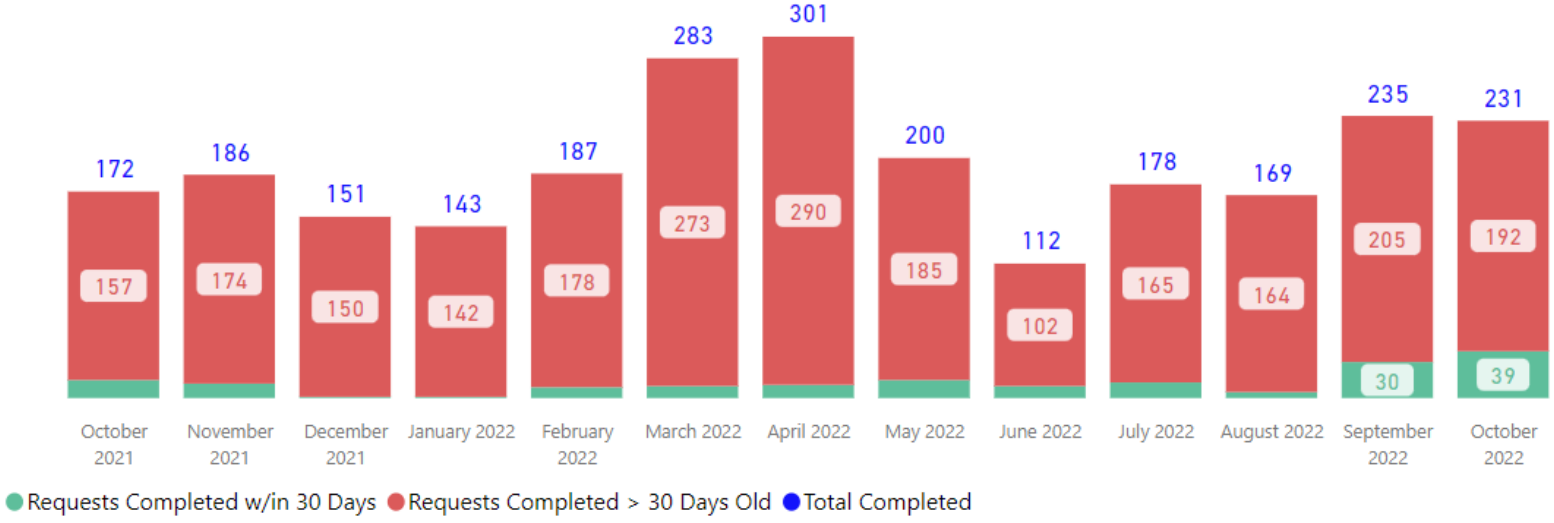

Received to Complete

2548
Requests Completed

2377
Requests Completed > 30 Days Old

93.29 %
% Completed > 30 Days Old

Requests more than 30 days old are considered to be backlogged requests

Service

CSU Response

Priority Type

All

Received Filter

10/1/2021 10/31/2022

Received by Month

Total Received

1,843

Received per Month (Avg)*

142

Completed Filter

10/1/2021 10/31/2022

Completed by Month

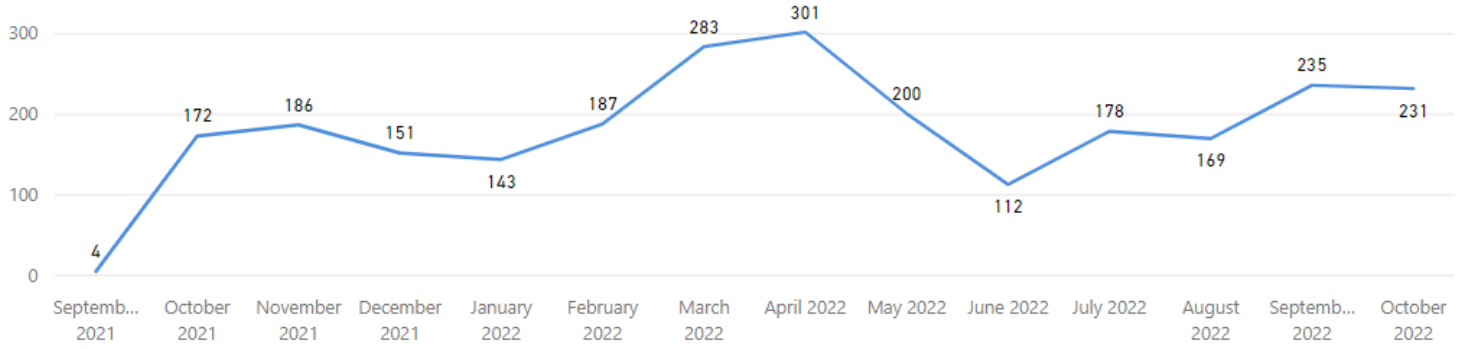

Total Completed

2,552

Completed per Month (Avg)*

182

*** months with zero activity are not calculated into the average**

Service

CSU VEB

Priority Type

All

Backlogged Requests: 91

Avg Age of Backlog (days): 88

Longest Time in Phase (Pending)

Unassigned	0
Draft	179
Tech	209
Admin	0

of Unassigned

0

Goal: 0

Pending Draft

32 !

Goal: 30 (-6.67%)

Pending Tech

111 !

Goal: 30 (-270%)

Pending Admin

0

Goal: 30 (+100%)

Goal= Threshold for the max # of requests in each bucket

Pending Requests

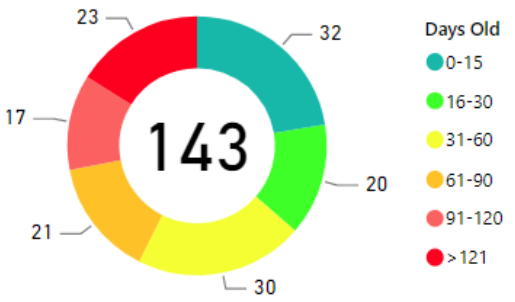

Avg Age (days): 61

Overall TAT (MTD)

89.4 !

Goal: 30, 31

Analysis TAT (MTD)

88.0 !

Goal: 30, 31

Overall TAT (Past 90 Days)

95.5 !

Goal: 30, 31

Analysis TAT (Past 90 Days)

94.3 !

Goal: 30, 31

TAT by Phase of Work (MTD)

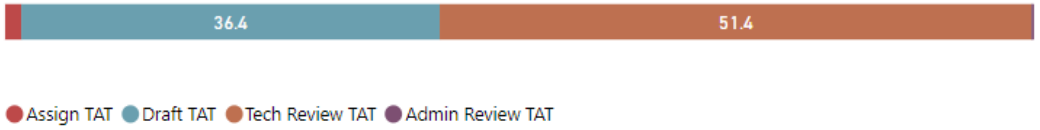

TAT by Phase of Work (Past 90 Days)

Month to Date



30 Day Avg (Over Past 90 Days)



Date Range

10/1/2021 | 10/31/2022

Total TAT by Month

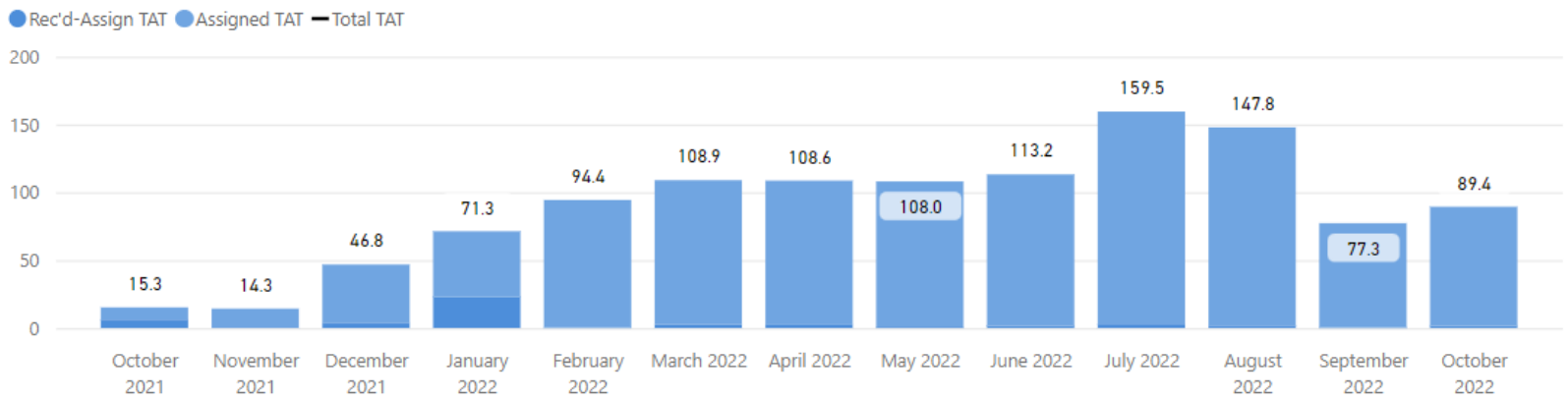

Request Type

CSU VEB

Priority Type

All

Selected Time Frame Averages

117.45
Total TAT (Rec'd-Compl.) Avg

115.45
Assigned TAT (Asgmt.-Compl.) Avg

Requests Completed

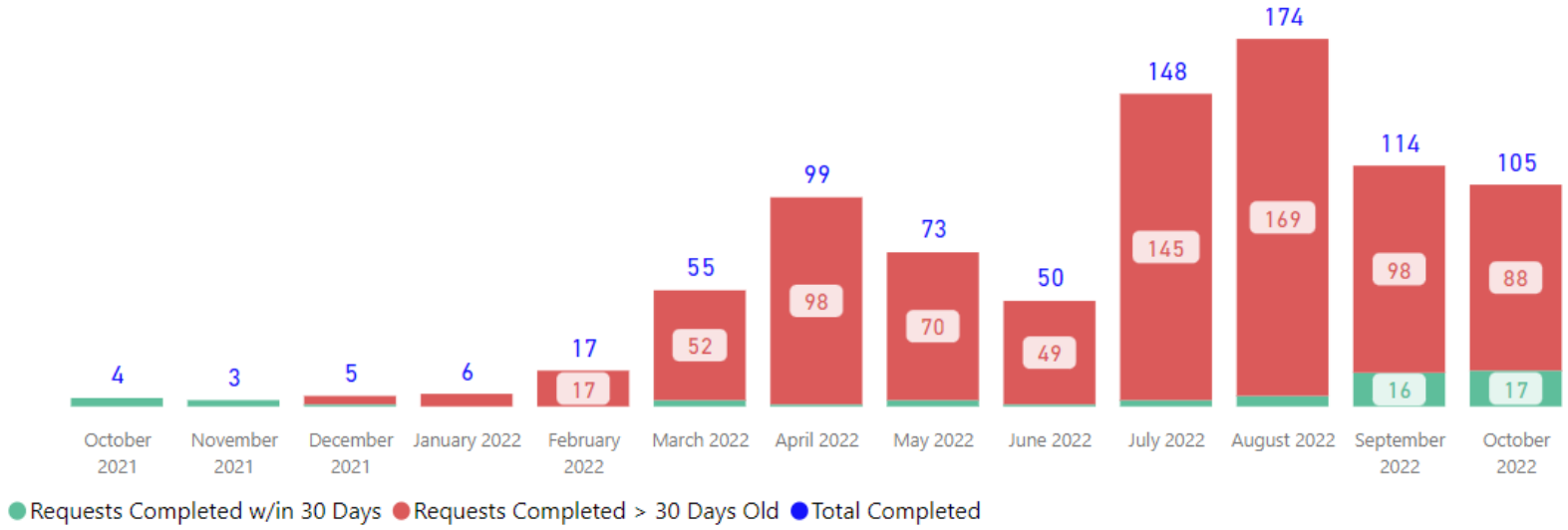

Received to Complete

853
Requests Completed

796
Requests Completed > 30 Days Old

93.32 %
% Completed > 30 Days Old

Requests more than 30 days old are considered to be backlogged requests

Service

CSU VEB

Priority Type

All

Received Filter

10/1/2021 10/31/2022

Received by Month

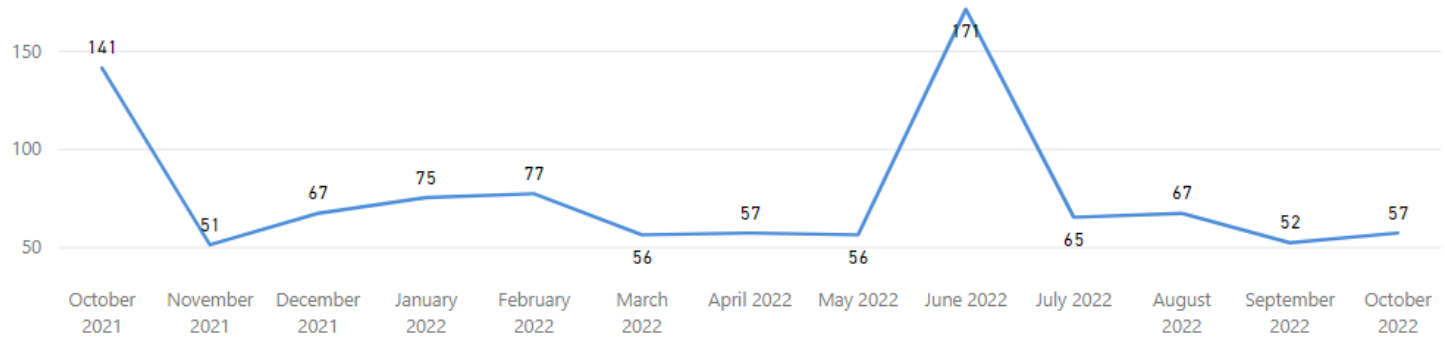

Total Received

992

Received per Month (Avg)*

76

Completed Filter

10/1/2021 10/31/2022

Completed by Month

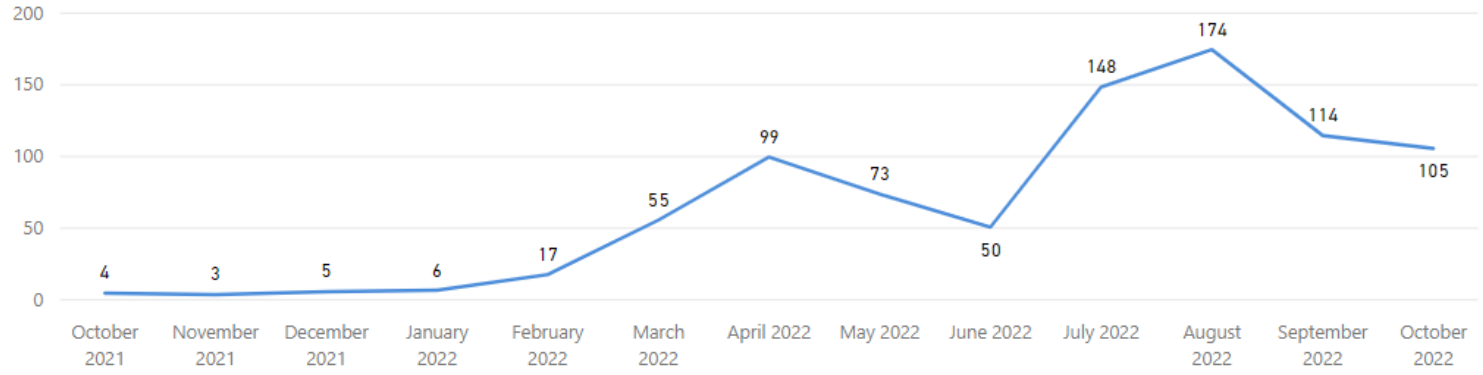

Total Completed

853

Completed per Month (Avg)*

66

*** months with zero activity are not calculated into the average**