February 2023 Operations Data

February 2023 Company Overview

HFSC Turnaround Time (TAT)

TAT Date Range*

Porter Lee		Justice Trax	
2/1/2023	2/28/2023	2/1/2023	2/28/2023

Analysis TAT	Overall TAT
21	155

* Both Porter Lee and Justice Trax date ranges MUST be set to the same date range

Backlog

Number of Requests Backlogged

5,209

% of Requests in Backlog

19.2%

Avg Age of Open Requests

Avg Age of Open Request...

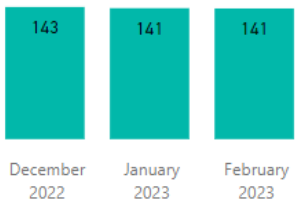

% Decrease in Avg Age of Open Requests*

-46.7%

* compared to beginning of performance year

February 2023 Company Overview

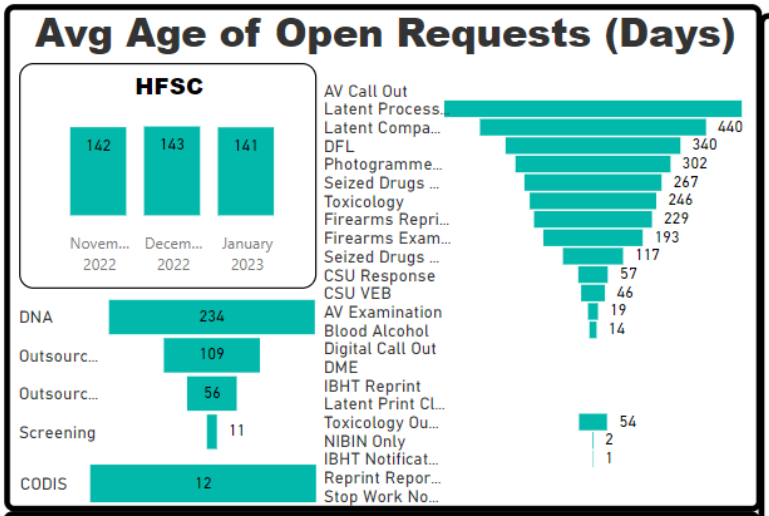

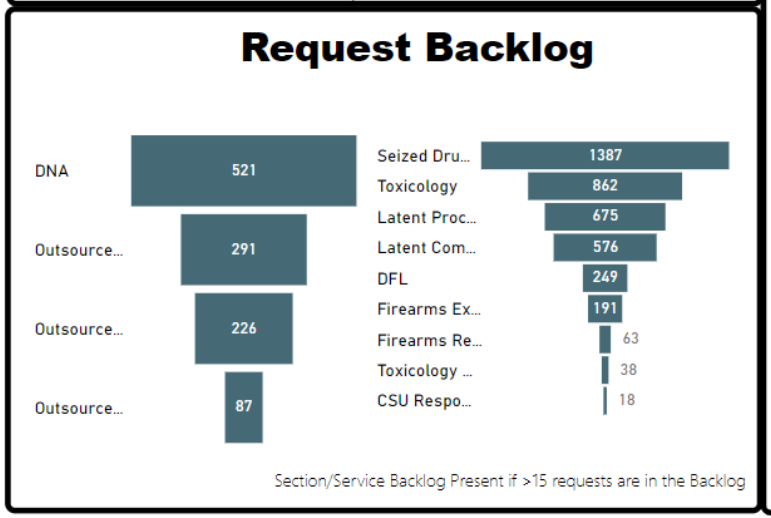

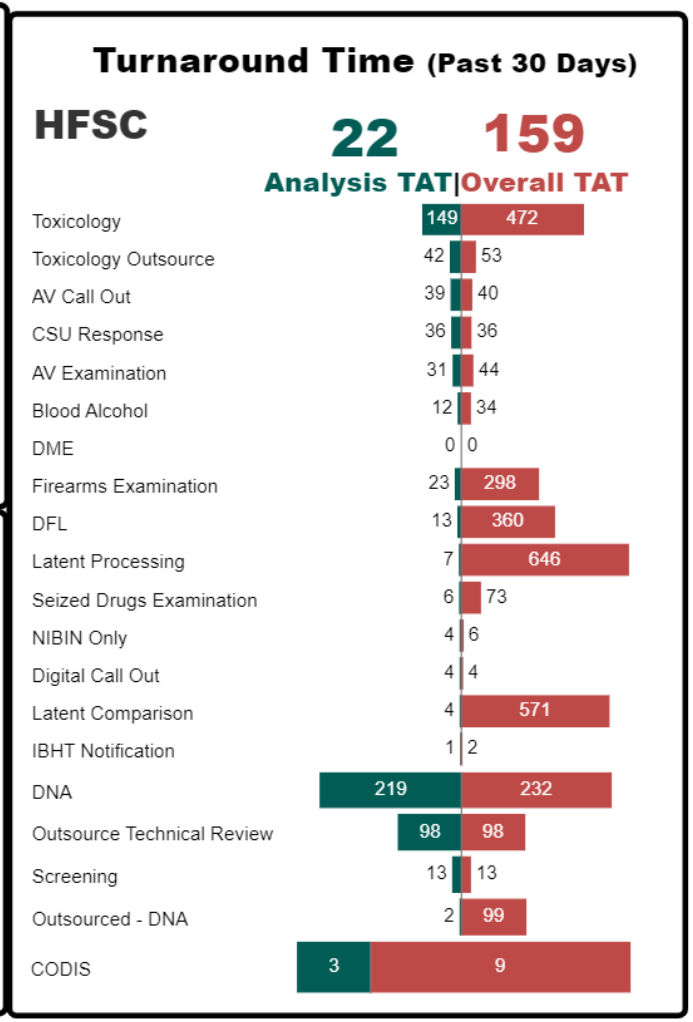

Key for Dashboard Section Pages

Center of ring=total pending cases
Ring=breakdown of age for all pending cases

Type of Testing

Service: Seized Drugs Examination
Priority Type: All

Backlogged Requests: 383
Avg Age of Backlog (days): 142

Pending work

Longest Time in Phase (Pending)

Unassigned	473
Draft	11
Tech	10
Admin	14

# of Unassigned: 623 (Goal: 100 (-523%))
 # Pending Draft: 23 (Goal: 100 (+77%))
 # Pending Tech: 5 (Goal: 50 (+90%))
 # Pending Admin: 3 (Goal: 50 (+94%))

Goal= Threshold for the max # of requests in each bucket

Pending Requests

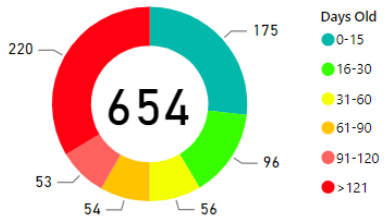

Avg Age (days): 89

Overall TAT (MTD)	Analysis TAT (MTD)
35.2 (Goal: 14, 15)	4.1 (Goal: 14, 15)

Overall TAT (Past 90 Days)	Analysis TAT (Past 90 Days)
31.8 (Goal: 14, 15)	4.6 (Goal: 14, 15)

Turnaround time (days) by phase of work

TAT by Phase of Work (MTD)

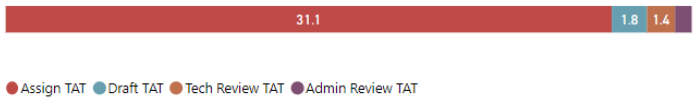

TAT by Phase of Work (Past 90 Days)

Month to Date



30 Day Avg (Over Past 90 Days)



TAT= Turnaround Time MTD= Month to date Backlogged Requests = Requests open over 30 days

Key for Dashboard Historical Pages 1/2

Date Range

8/1/2018 8/31/2019

Total TAT by Month

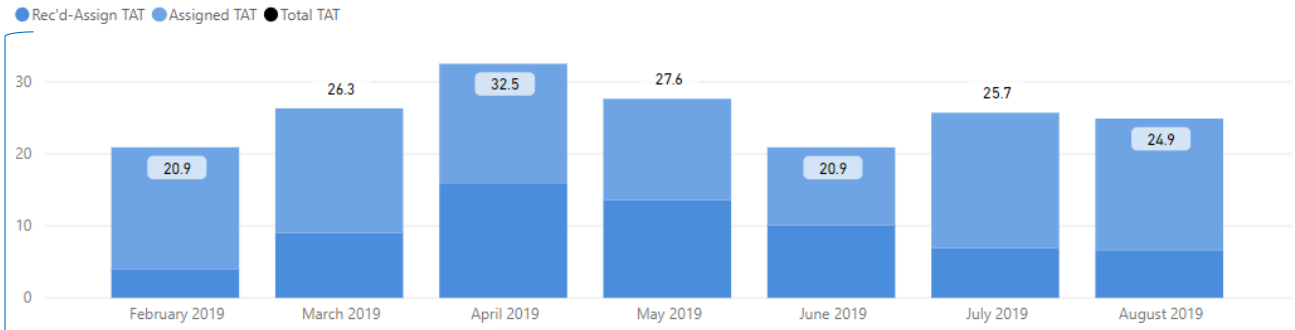

Data broken down by month

Requests Completed

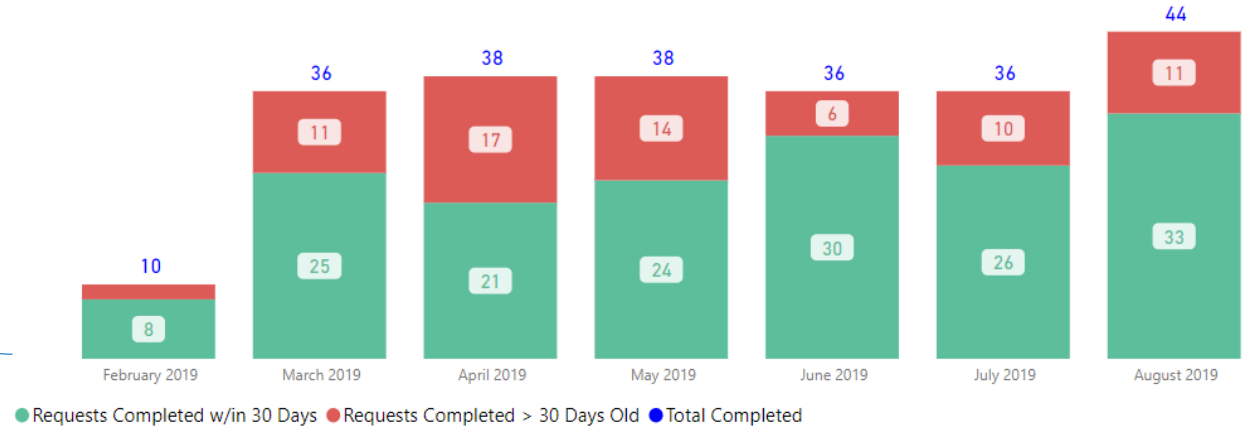

TAT= Turnaround Time

Type of testing

Request Type

Firearms Examination

Priority Type

All

Report type

Selected Time Frame Averages

26.11
Total TAT (Rec'd-Compl.) Avg

16.08
Assigned TAT (Asgmt.-Compl.) Avg

Overall average for the selected date range

Received to Complete

238
Requests Completed

71
Requests Completed > 30 Days Old

29.83 %
% Completed > 30 Days Old

Requests more than 30 days old are considered to be backlogged requests

Key for Dashboard Historical Pages 2/2

Type of testing

Service: Seized Drugs Examination

Priority Type: All

Report type

Received Filter

8/1/2018 8/31/2019

Data broken down by month

Received by Month

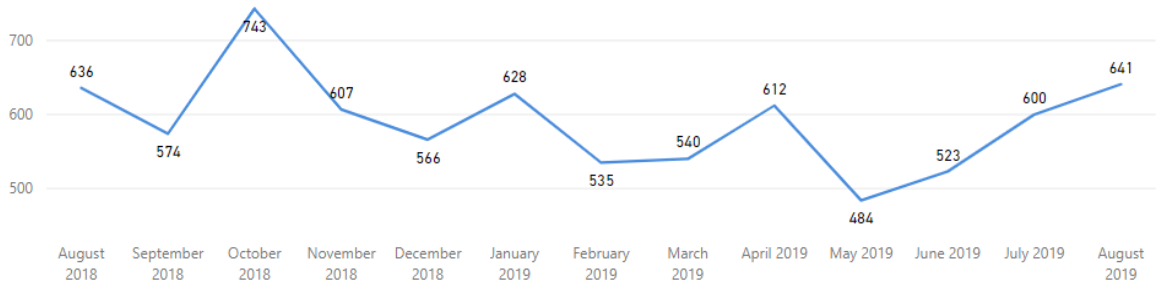

Total Received

7,689

Received per Month (Avg)*

591

Overall average for the selected date range

Completed Filter

8/1/2018 8/31/2019

Completed by Month

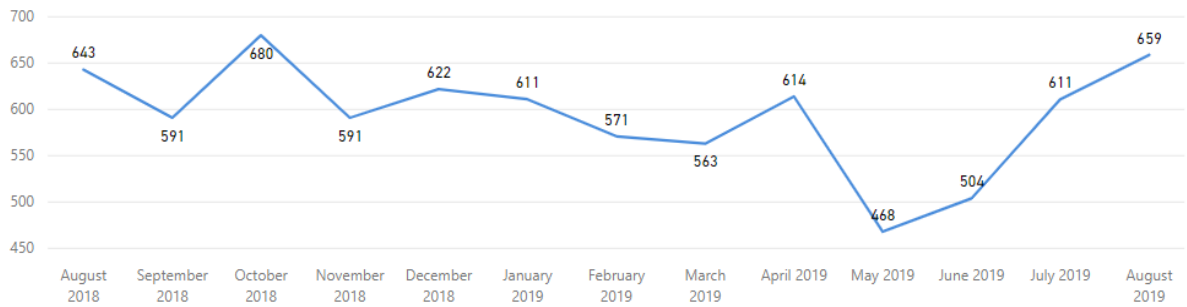

Total Completed

7,728

Completed per Month (Avg)*

594

Overall average for the selected date range

*** months with zero activity are not calculated into the average**

Client Services and Case Management (CS/CM)

CS/CM – February

Total Time by Section (Hours)

See Time Categories by Section slide for breakdown

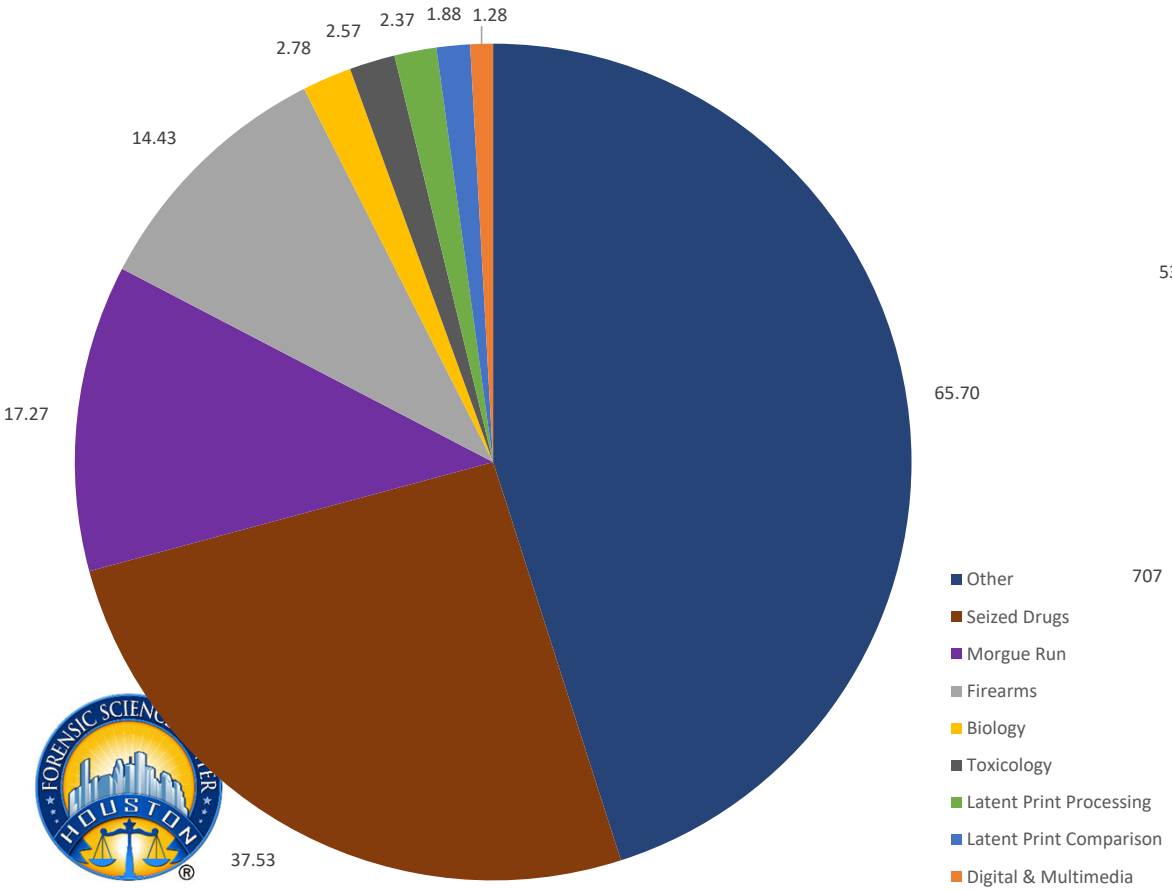

Evidence Handling

Total Items by Section

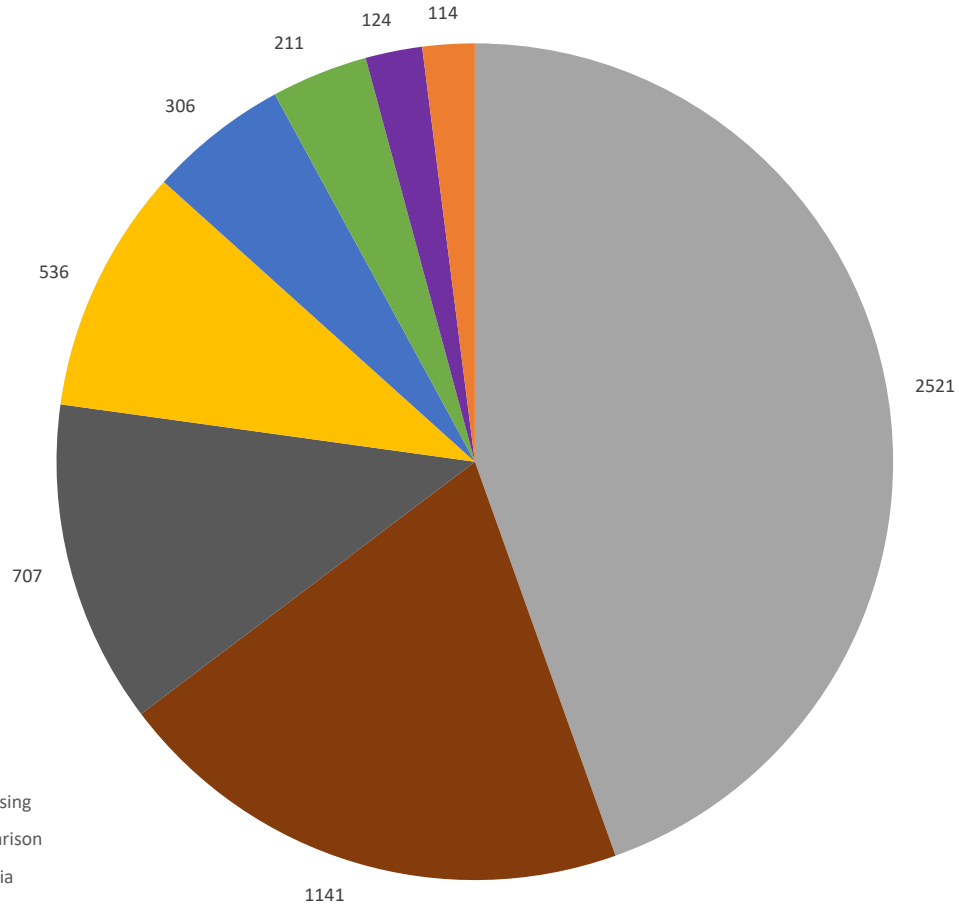

CS/CM – February

Administrative

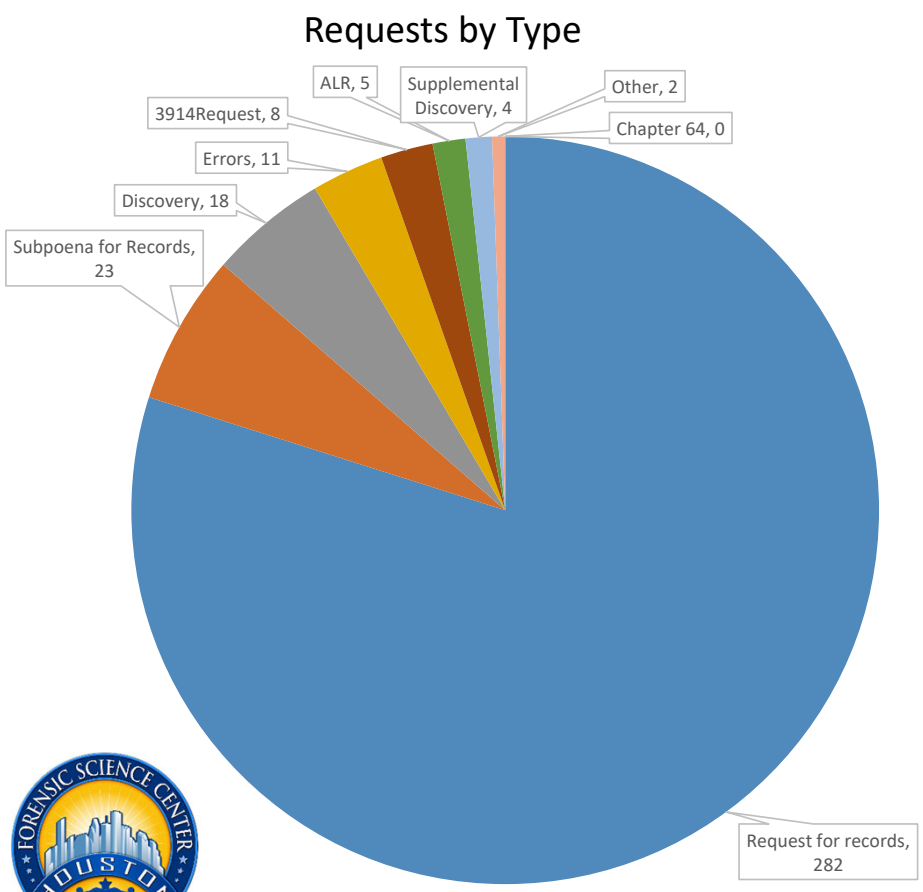

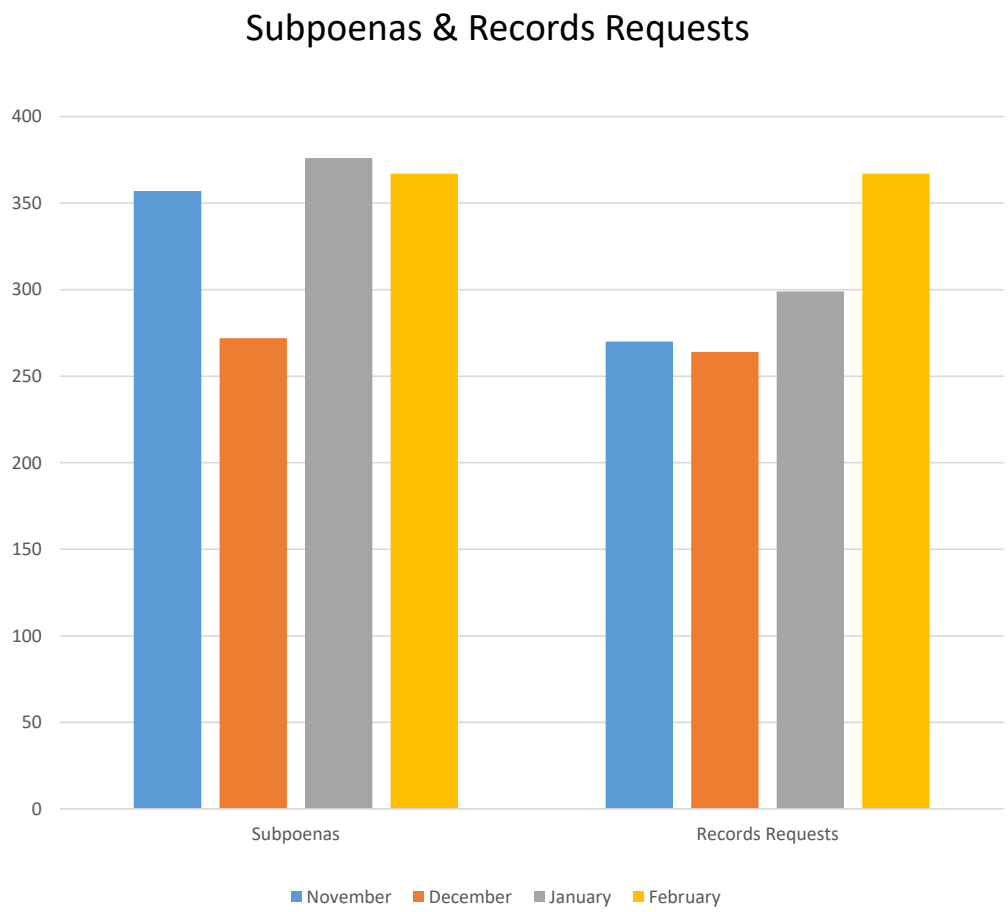

Time Categories – February

Evidence Handling

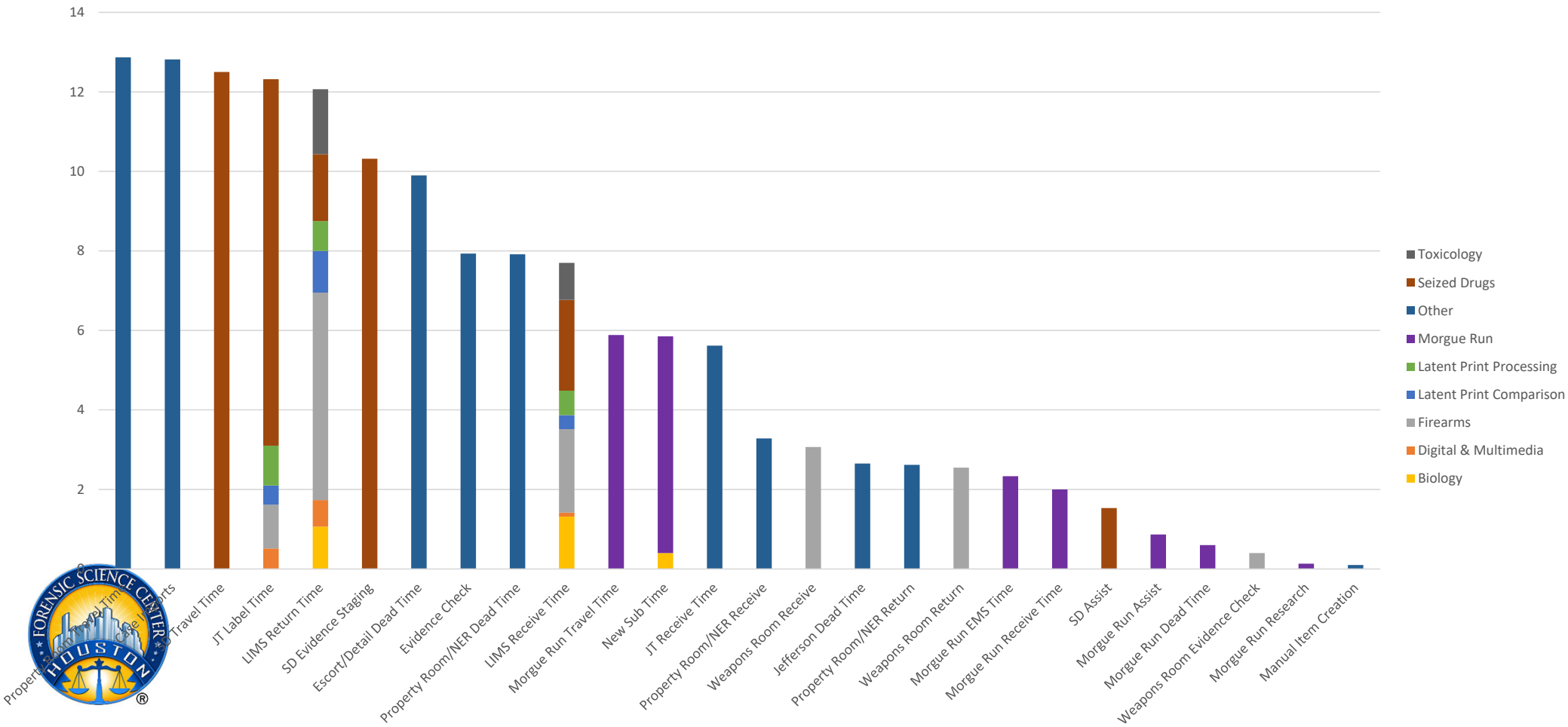

Service

CSCM Tox Accession

Priority Type

All

Backlogged Requests: 0

Avg Age of Backlog (days): (Blank)

Longest Time in Phase (Pending)

Unassigned	0
Draft	6
Admin	0

of Unassigned

30

Goal: 150 (+80%)

Pending Draft

1

Goal: 3 (+66.67%)

Pending Admin

2

Goal: 60 (+96.67%)

Goal= Threshold for the max # of requests in each bucket

Pending Requests

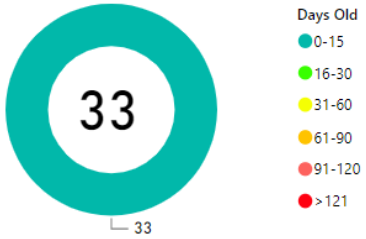

Avg Age (days): 0

Overall TAT (MTD)

1.2

Goal: 5, 10

Accessioning TAT (MTD)

1.1

Goal: 5, 10

Overall TAT (Past 90 Days)

1.3

Goal: 5, 10

Accessioning TAT (Past 90 Days)

1.1

Goal: 5, 10

Accessioning TAT is TAT for request received to assigned.

TAT by Phase of Work (MTD)

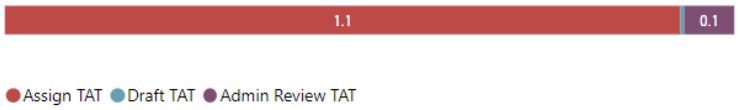

TAT by Phase of Work (Past 90 Days)

Month to Date



30 Day Avg (Over Past 90 Days)



Date Range

2/1/2022 | 2/28/2023

Total TAT by Month

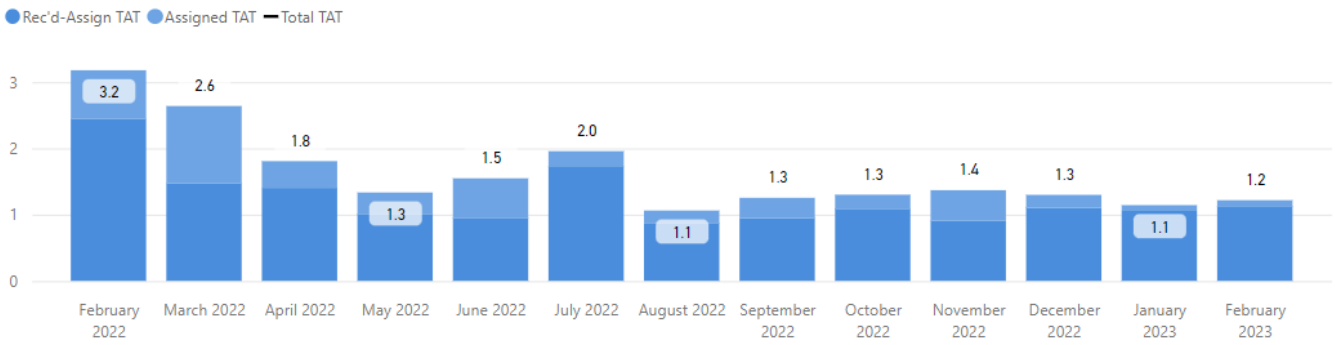

Request Type

CSCM Tox Accession

Priority Type

All

Selected Time Frame Averages

1.65
Total TAT (Rec'd-Compl.) Avg

0.41
Assigned TAT (Asgmt.-Compl.) Avg

Requests Completed

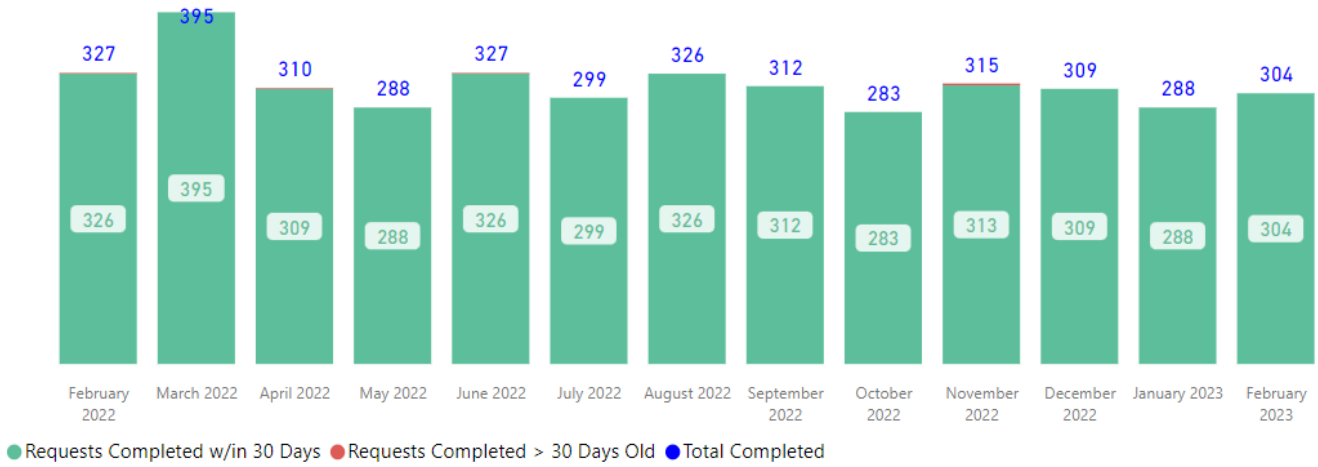

Received to Complete

4083
Requests Completed

5
Requests Completed > 30 Days Old

0.12 %
% Completed > 30 Days Old

Requests more than 30 days old are considered to be backlogged requests

Service

CSCM Tox Accession

Priority Type

All

Received Filter

2/1/2022 2/28/2023

Received by Month

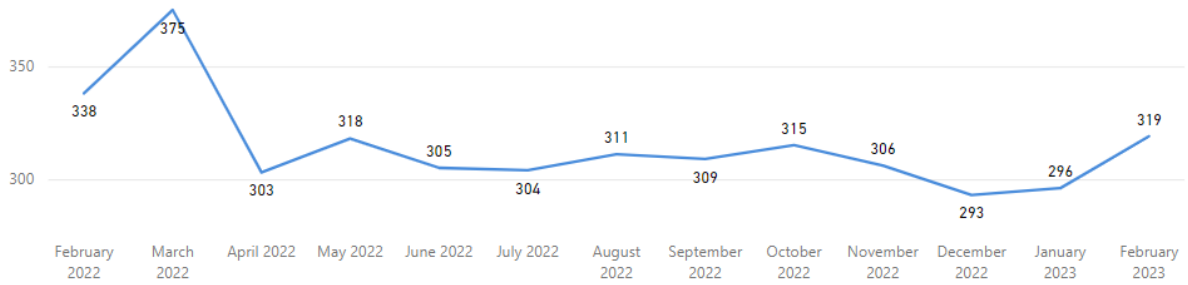

Total Received

4,092

Received per Month (Avg)*

315

Completed Filter

2/1/2022 2/28/2023

Completed by Month

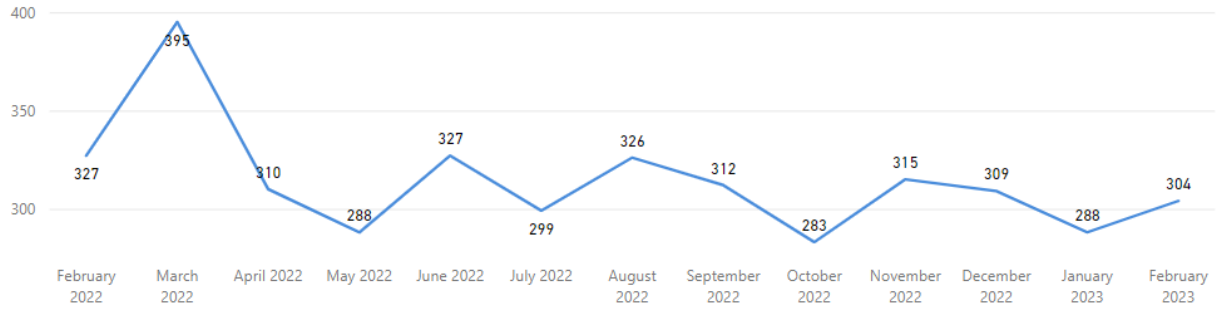

Total Completed

4,083

Completed per Month (Avg)*

314

*** months with zero activity are not calculated into the average**

Service

CSCM Tox Rejection

Priority Type

All

Backlogged Requests: 0

Avg Age of Backlog (days): (Blank)

Longest Time in Phase (Pending)

Unassigned	0
Draft	0
Admin	0

of Unassigned

0

Goal: 3 (+100%)

Pending Draft

0

Goal: 5 (+100%)

Pending Admin

0

Goal: 10 (+100%)

Goal= Threshold for the max # of requests in each bucket

Pending Requests

0

Days Old
- 0-15
- 16-30
- 31-60
- 61-90
- 91-120
- >121

Avg Age (days): (Blank)

Overall TAT (MTD)

0.2

Goal: 5, 10

Accessioning TAT (MTD)

0.0

Goal: 5, 10

Overall TAT (Past 90 Days)

0.1

Goal: 5, 10

Accessioning TAT (Past 90 Days)

0.0

Goal: 5, 10

Accessioning TAT is TAT for request received to assigned.

TAT by Phase of Work (MTD)



TAT by Phase of Work (Past 90 Days)

Month to Date



30 Day Avg (Over Past 90 Days)



Date Range

2/1/2022 2/28/2023

Total TAT by Month

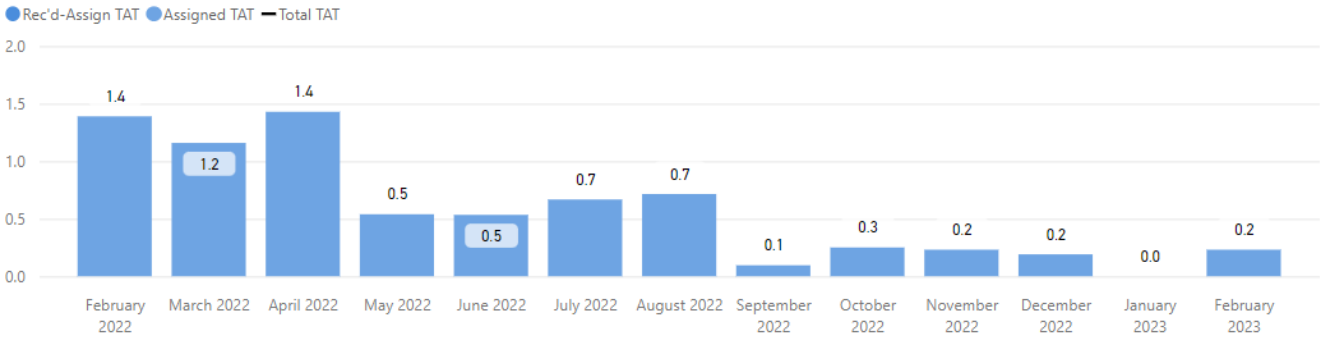

Request Type

CSCM Tox Rejection

Priority Type

All

Selected Time Frame Averages

0.57
Total TAT (Rec'd-Compl.) Avg

0.57
Assigned TAT (Asgmt.-Compl.) Avg

Requests Completed

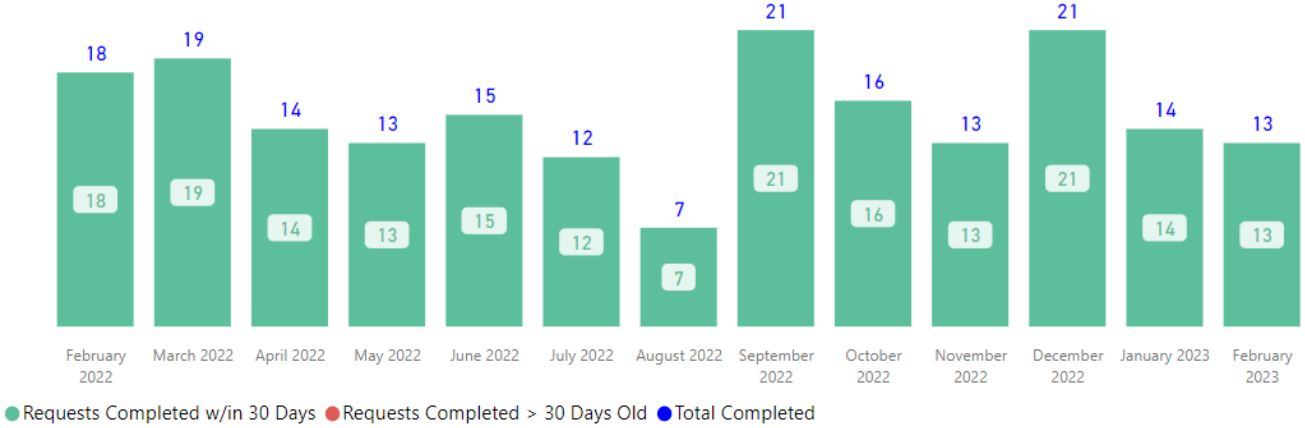

Received to Complete

196
Requests Completed

0
Requests Completed > 30 Days Old

0.00 %
% Completed > 30 Days Old

Requests more than 30 days old are considered to be backlogged requests

Service

CSCM Tox Rejection

Priority Type

All

Received Filter

2/1/2022 2/28/2023

Received by Month

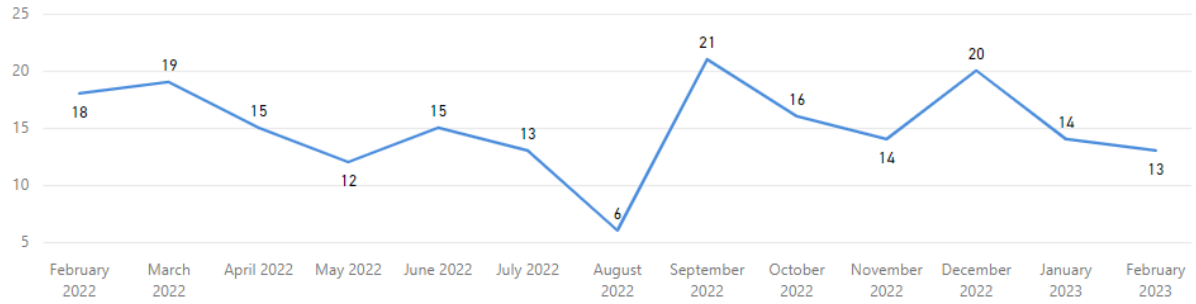

Total Received

196

Received per Month (Avg)*

15

Completed Filter

2/1/2022 2/28/2023

Completed by Month

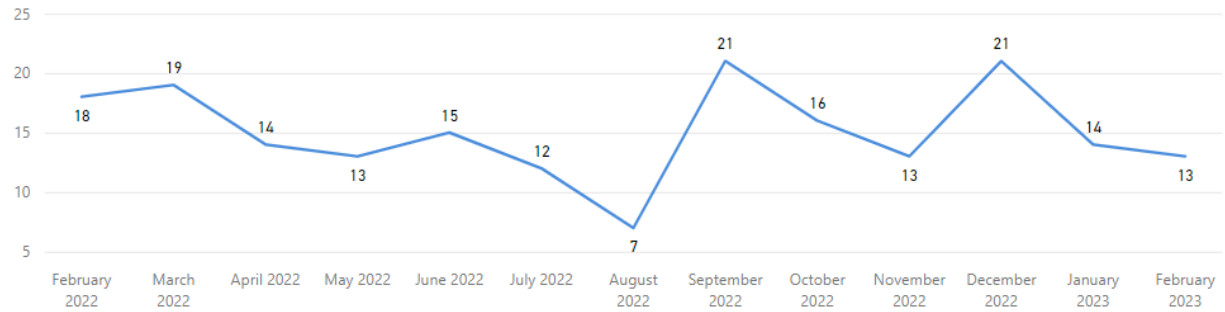

Total Completed

196

Completed per Month (Avg)*

15

*** months with zero activity are not calculated into the average**

Seized Drugs

Service

Seized Drugs Examination

Priority Type

All

Backlogged Requests: 1387

Avg Age of Backlog (days): 148

Longest Time in Phase (Pending)

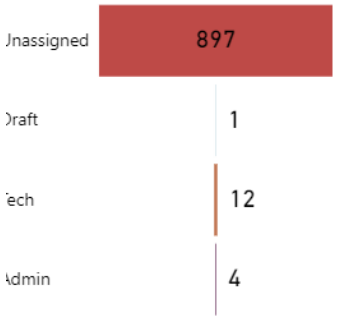

of Unassigned

1761 !

Goal: 100 (-1661%)

Pending Draft

33 ✓

Goal: 100 (+67%)

Pending Tech

10 ✓

Goal: 50 (+80%)

Pending Admin

9 ✓

Goal: 50 (+82%)

Goal= Threshold for the max # of requests in each bucket

Pending Requests

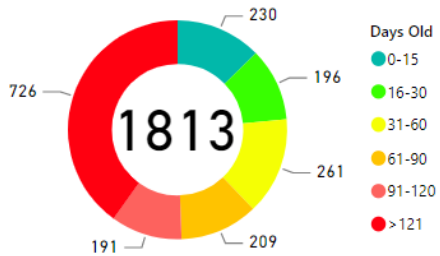

Avg Age (days): 117

Overall TAT (MTD)

72.6 !

Goal: 14, 15

Analysis TAT (MTD)

5.8 ✓

Goal: 14, 15

Overall TAT (Past 90 Days)

88.0 !

Goal: 14, 15

Analysis TAT (Past 90 Days)

6.5 ✓

Goal: 14, 15

TAT by Phase of Work (MTD)

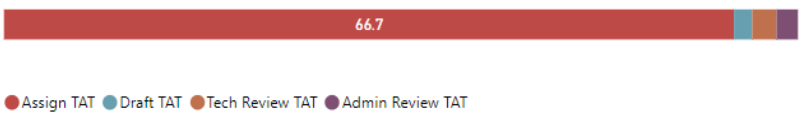

TAT by Phase of Work (Past 90 Days)

Month to Date



30 Day Avg (Over Past 90 Days)



Service

Seized Drugs Examination

Priority Type

Mari

Backlogged Requests: 345

Avg Age of Backlog (days): 232

Longest Time in Phase (Pending)

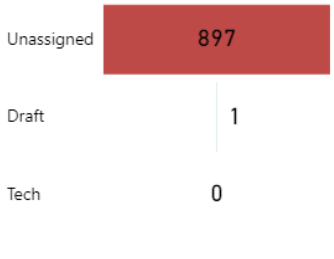

of Unassigned

371 !

Goal: 100 (-271%)

Pending Draft

9 ✓

Goal: 100 (+91%)

Pending Tech

0 ✓

Goal: 50 (+100%)

Pending Admin

0 ✓

Goal: 50 (+100%)

Goal= Threshold for the max # of requests in each bucket

Pending Requests

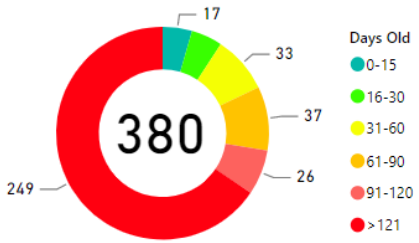

Avg Age (days): 212

Overall TAT (MTD)

NaN ✓

Goal: 14, 15

Analysis TAT (MTD)

NaN ✓

Goal: 14, 15

Overall TAT (Past 90 Days)

305.3 !

Goal: 14, 15

Analysis TAT (Past 90 Days)

9.7 ✓

Goal: 14, 15

TAT by Phase of Work (MTD)

Assign TAT Draft TAT Tech Review TAT Admin Review TAT

TAT by Phase of Work (Past 90 Days)

Month to Date



30 Day Avg (Over Past 90 Days)

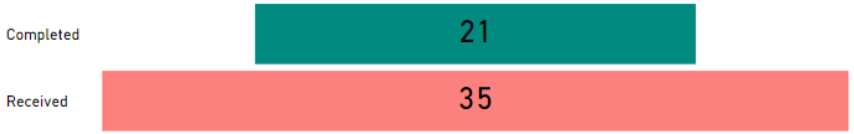

Date Range

2/1/2022 2/28/2023

Total TAT by Month

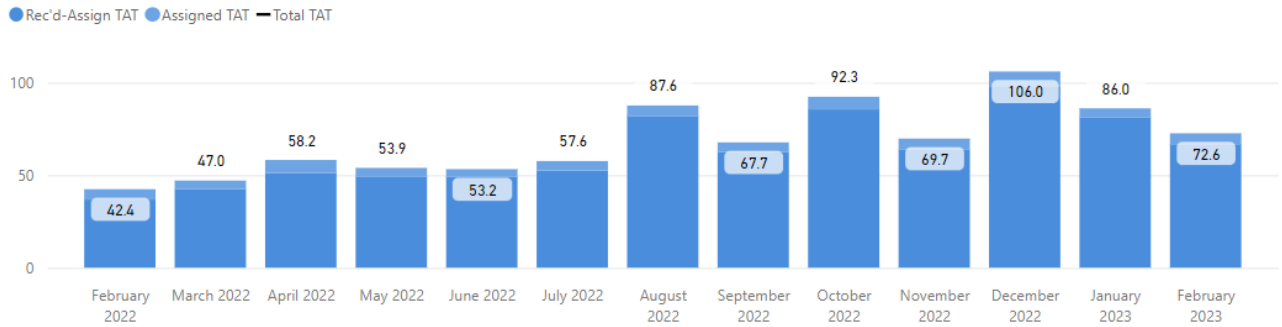

Request Type

Seized Drugs Examination

Priority Type

All

Selected Time Frame Averages

66.17
Total TAT (Rec'd-Compl.) Avg

5.71
Assigned TAT (Asgmt.-Compl.) Avg

Requests Completed

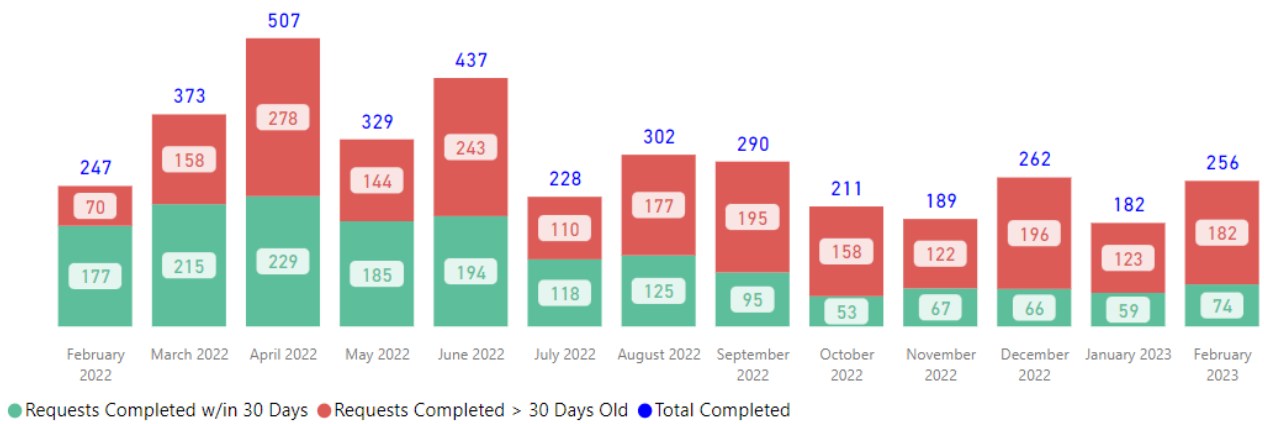

Received to Complete

3813
Requests Completed

2156
Requests Completed > 30 Days Old

56.54 %
% Completed > 30 Days Old

Requests more than 30 days old are considered to be backlogged requests

Service

Seized Drugs Examination

Priority Type

All

Received Filter

2/1/2022 2/28/2023

Received by Month

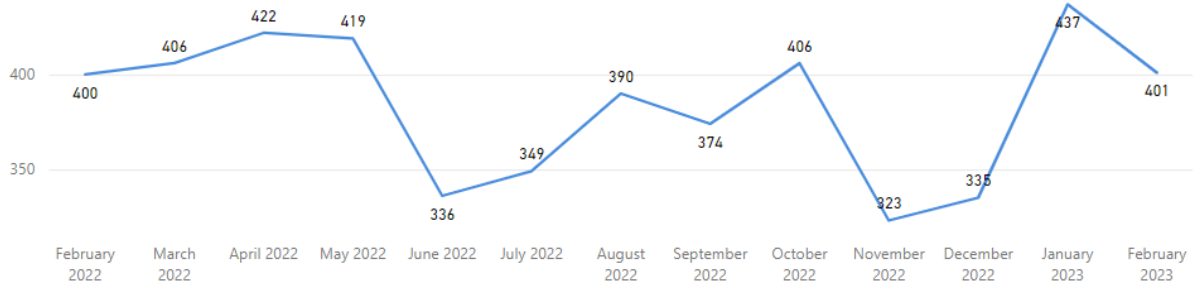

Total Received

4,998

Received per Month (Avg)*

384

Completed Filter

2/1/2022 2/28/2023

Completed by Month

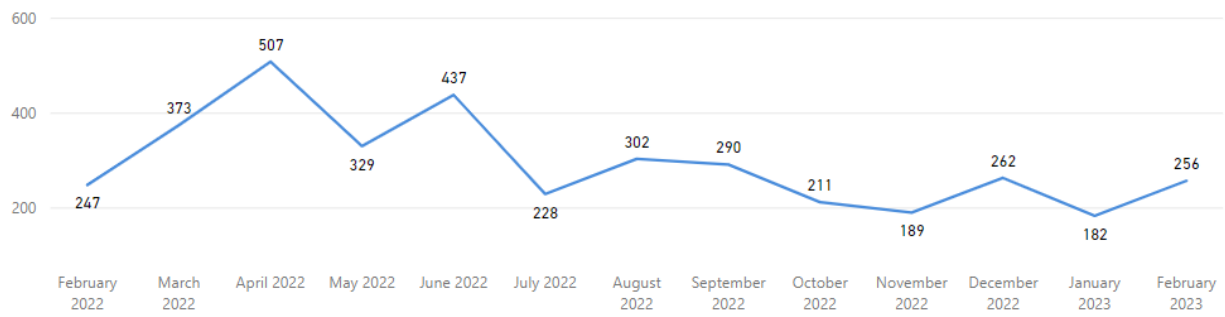

Total Completed

3,813

Completed per Month (Avg)*

293

*** months with zero activity are not calculated into the average**

Toxicology

Service

Blood Alcohol

Priority Type

All

Backlogged Requests: 0

Avg Age of Backlog (days): (Blank)

Longest Time in Phase (Pending)

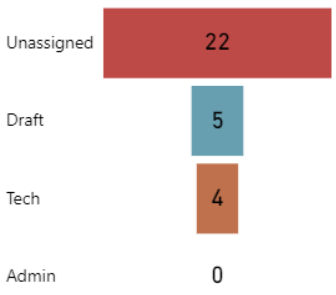

of Unassigned

187 !

Goal: 50 (-274%)

Pending Draft

88 ✓

Goal: 120 (+26.67%)

Pending Tech

58 ✓

Goal: 90 (+35.56%)

Pending Admin

0 ✓

Goal: 90 (+100%)

Goal= Threshold for the max # of requests in each bucket

Pending Requests

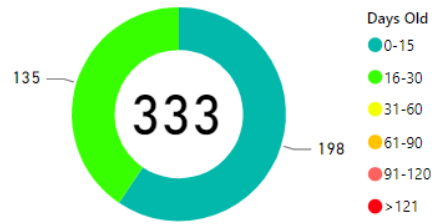

Avg Age (days): 14

Overall TAT (MTD)

32.9 !

Goal: 30, 31

Analysis TAT (MTD)

10.2 ✓

Goal: 30, 31

Overall TAT (Past 90 Days)

35.1 !

Goal: 30, 31

Analysis TAT (Past 90 Days)

14.9 ✓

Goal: 30, 31

TAT by Phase of Work (MTD)

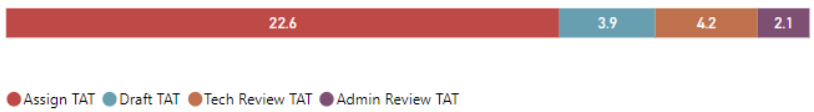

TAT by Phase of Work (Past 90 Days)

Month to Date



30 Day Avg (Over Past 90 Days)



Date Range

2/1/2022 | 2/28/2023

Total TAT by Month

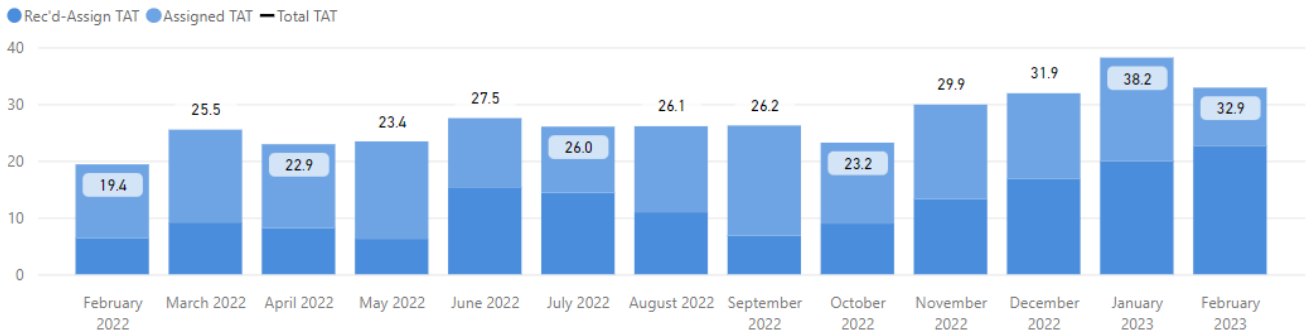

Request Type

Blood Alcohol

Priority Type

All

Selected Time Frame Averages

27.26
Total TAT (Rec'd-Compl.) Avg

15.04
Assigned TAT (Asgmt.-Compl.) Avg

Requests Completed

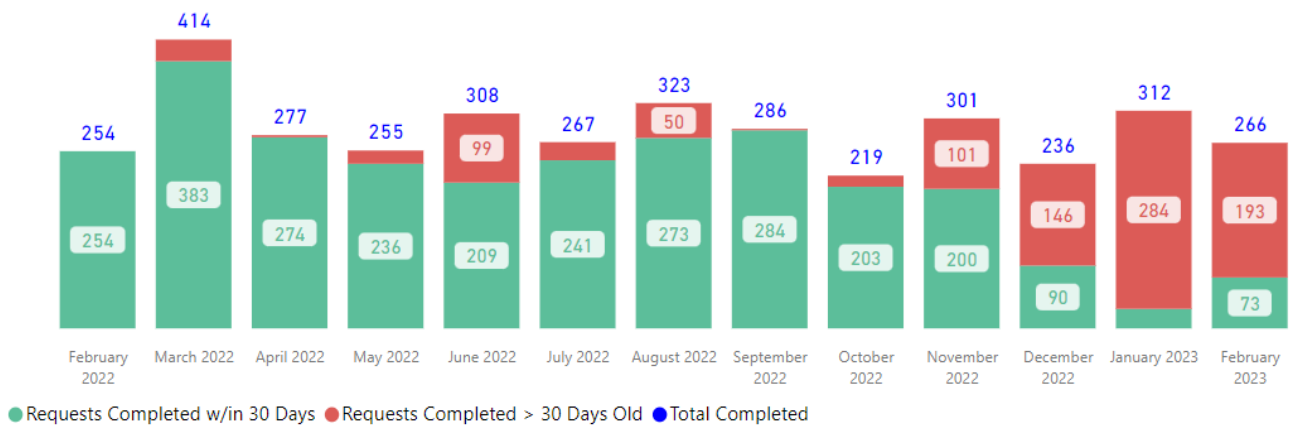

Received to Complete

3718
Requests Completed

970
Requests Completed > 30 Days Old

26.09 %
% Completed > 30 Days Old

Requests more than 30 days old are considered to be backlogged requests

Service

Blood Alcohol

Priority Type

All

Received Filter

2/1/2022 2/28/2023

Received by Month

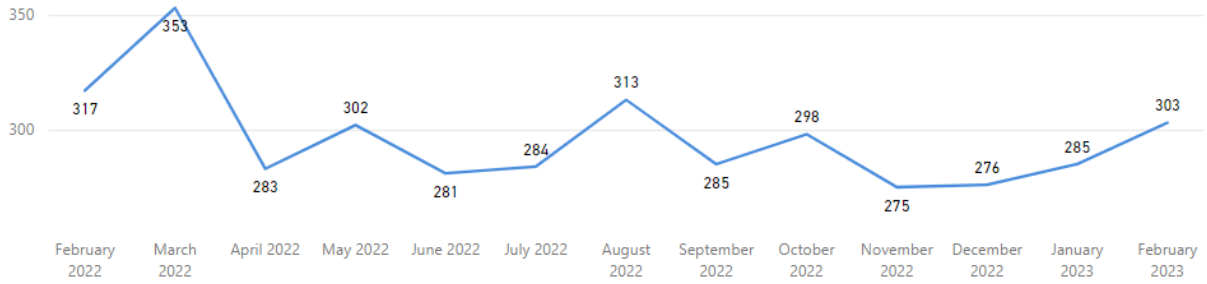

Total Received

3,855

Received per Month (Avg)*

297

Completed Filter

2/1/2022 2/28/2023

Completed by Month

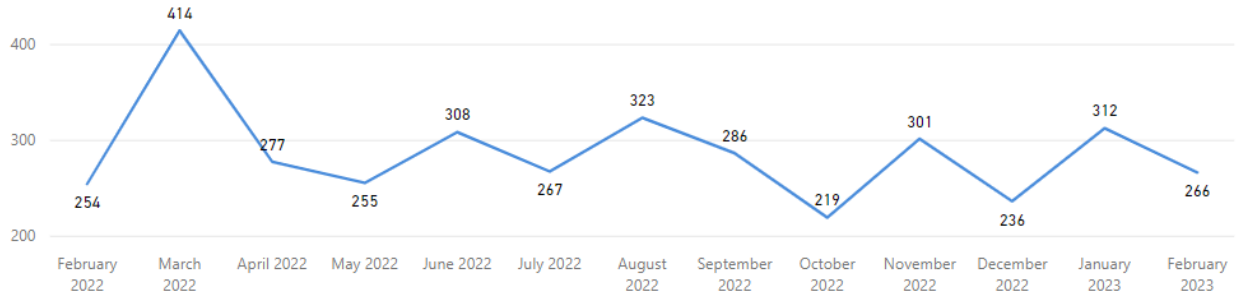

Total Completed

3,718

Completed per Month (Avg)*

286

*** months with zero activity are not calculated into the average**

Service

Toxicology

Priority Type

All

Backlogged Requests: 862

Avg Age of Backlog (days): 265

Longest Time in Phase (Pending)

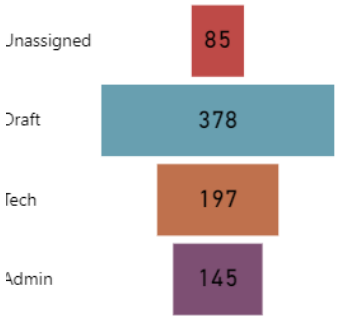

of Unassigned

62

Goal: 120 (+48.33%)

Pending Draft

316 !

Goal: 30 (-953.33%)

Pending Tech

327 !

Goal: 30 (-990%)

Pending Admin

229 !

Goal: 30 (-663.33%)

Goal= Threshold for the max # of requests in each bucket

Pending Requests

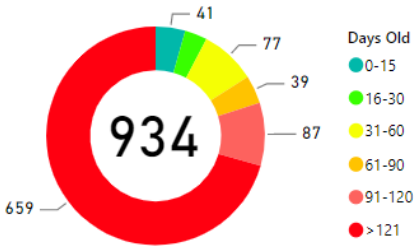

Avg Age (days): 246

Overall TAT (MTD)

471.7 !

Goal: 90, 91

Analysis TAT (MTD)

152.0 !

Goal: 90, 91

Overall TAT (Past 90 Days)

420.0 !

Goal: 90, 91

Analysis TAT (Past 90 Days)

142.5 !

Goal: 90, 91

TAT by Phase of Work (MTD)

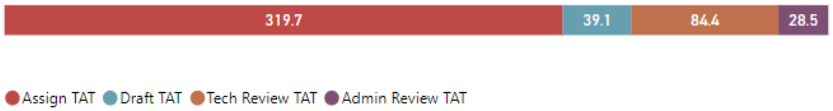

TAT by Phase of Work (Past 90 Days)

Month to Date

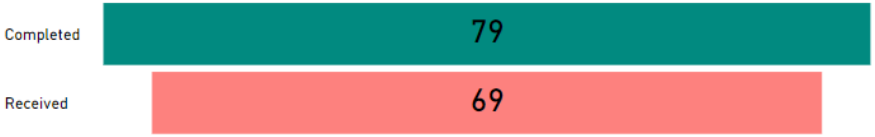

30 Day Avg (Over Past 90 Days)



Date Range

2/1/2022 2/28/2023

Total TAT by Month

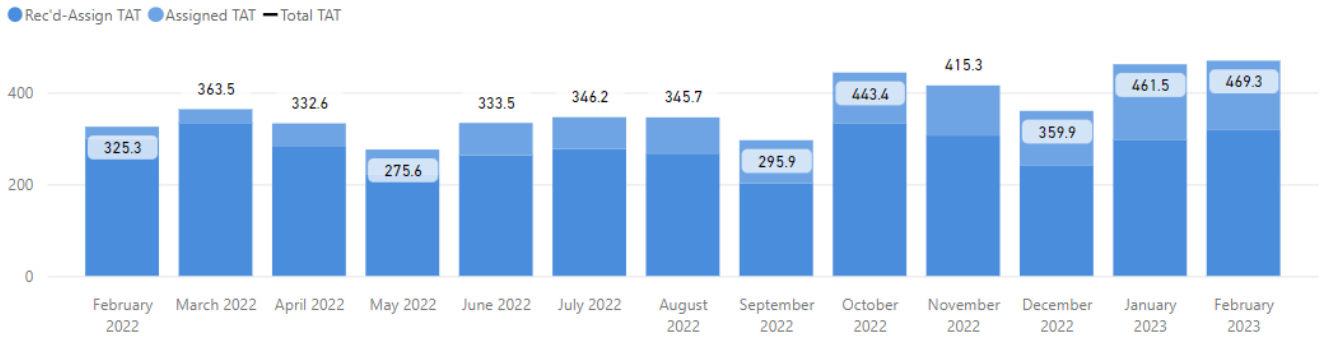

Request Type

Toxicology

Priority Type

All

Selected Time Frame Averages

362.21
Total TAT (Rec'd-Compl.) Avg

88.67
Assigned TAT (Asgmt.-Compl.) Avg

Requests Completed

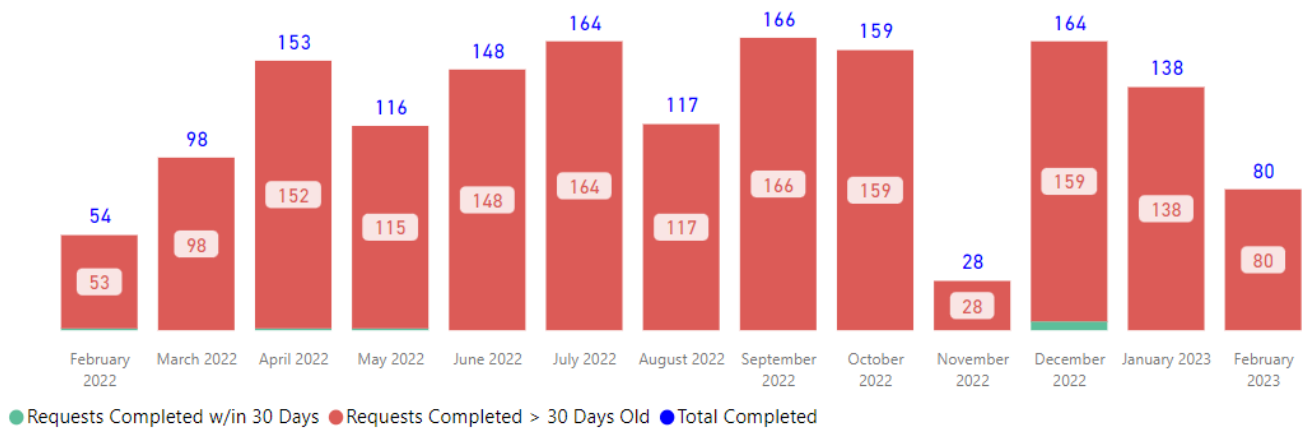

Received to Complete

1585
Requests Completed

1577
Requests Completed > 30 Days Old

99.50 %
% Completed > 30 Days Old

Requests more than 30 days old are considered to be backlogged requests

Service

Toxicology

Priority Type

All

Received Filter

2/1/2022 2/28/2023

Received by Month

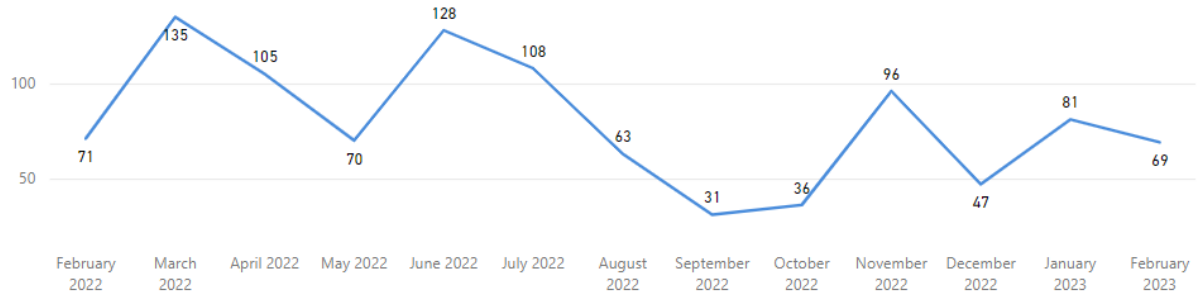

Total Received

1,040

Received per Month (Avg)*

80

Completed Filter

2/1/2022 2/28/2023

Completed by Month

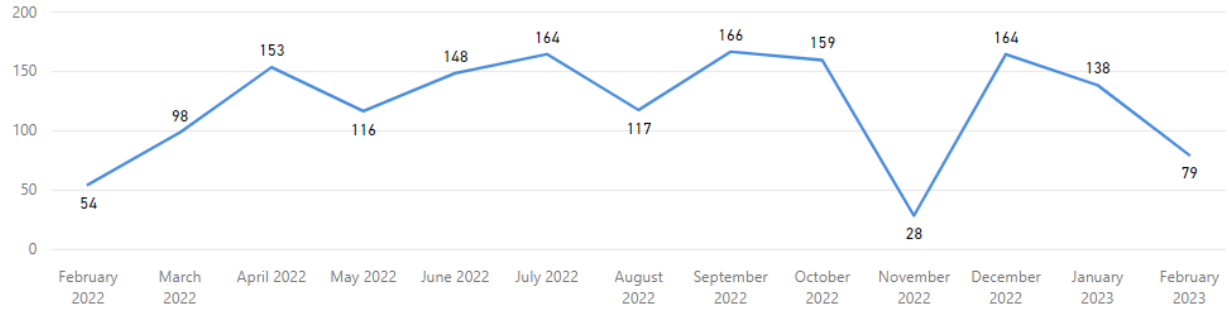

Total Completed

1,584

Completed per Month (Avg)*

122

*** months with zero activity are not calculated into the average**

Firearms

Service

Firearms Examination

Priority Type

All

Backlogged Requests: 191

Avg Age of Backlog (days): 217

Longest Time in Phase (Pending)

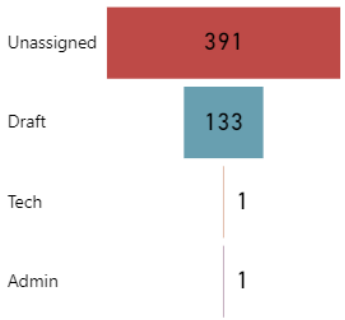

of Unassigned

196 !

Goal: 10 (-1860%)

Pending Draft

17 !

Goal: 14 (-21.43%)

Pending Tech

3 ✓

Goal: 9 (+66.67%)

Pending Admin

1 ✓

Goal: 5 (+80%)

Goal= Threshold for the max # of requests in each bucket

Pending Requests

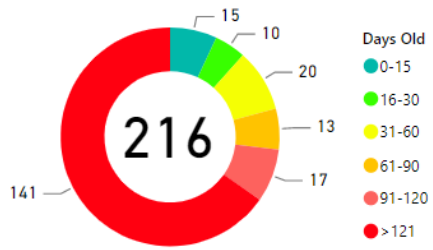

Avg Age (days): 193

Overall TAT (MTD)

273.8 !

Goal: 40, 41

Analysis TAT (MTD)

14.6 ✓

Goal: 40, 41

Overall TAT (Past 90 Days)

238.3 !

Goal: 40, 41

Analysis TAT (Past 90 Days)

38.1 ✓

Goal: 40, 41

TAT by Phase of Work (MTD)

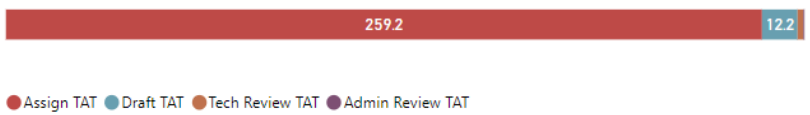

Month to Date

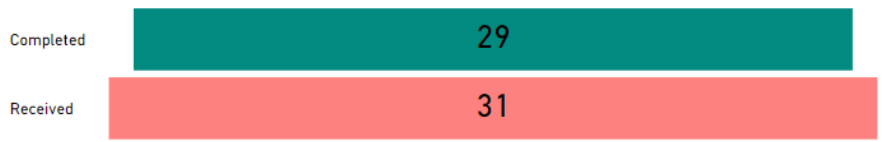

TAT by Phase of Work (Past 90 Days)

30 Day Avg (Over Past 90 Days)

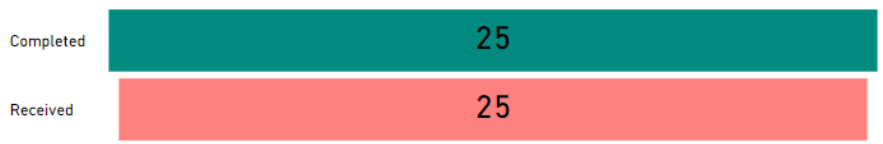

Date Range

2/1/2022 | 2/28/2023

Total TAT by Month

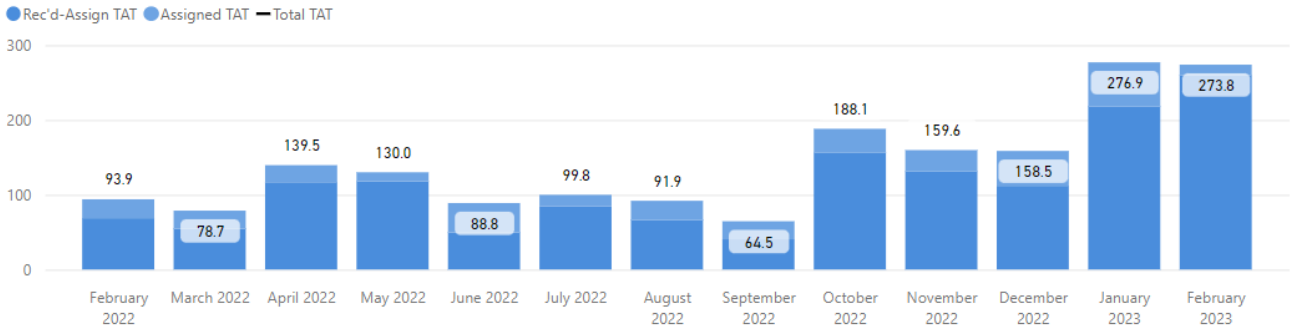

Request Type

Firearms Examination

Priority Type

All

Selected Time Frame Averages

132.32
Total TAT (Rec'd-Compl.) Avg

27.21
Assigned TAT (Asgmt.-Compl.) Avg

Requests Completed

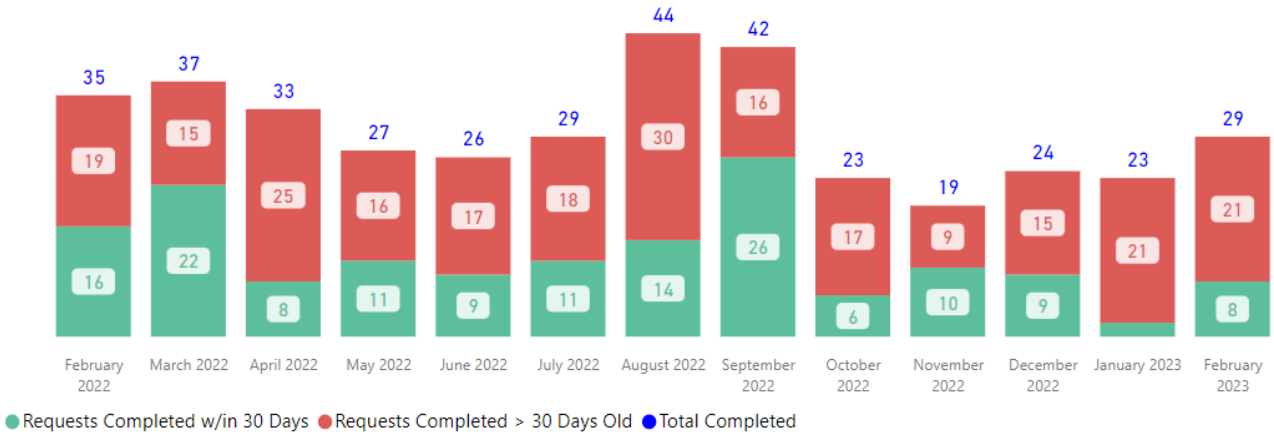

Received to Complete

391
Requests Completed

239
Requests Completed > 30 Days Old

61.13 %
% Completed > 30 Days Old

Requests more than 30 days old are considered to be backlogged requests

Service

Firearms Examination

Priority Type

All

Received Filter

2/1/2022 2/28/2023

Received by Month

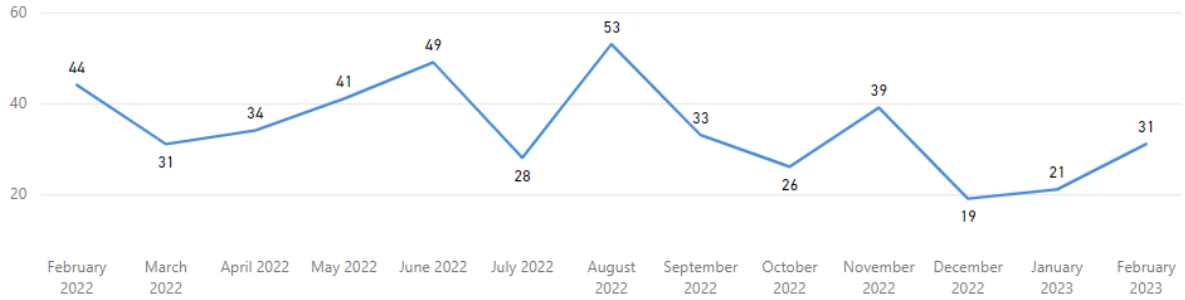

Total Received

449

Received per Month (Avg)*

35

Completed Filter

2/1/2022 2/28/2023

Completed by Month

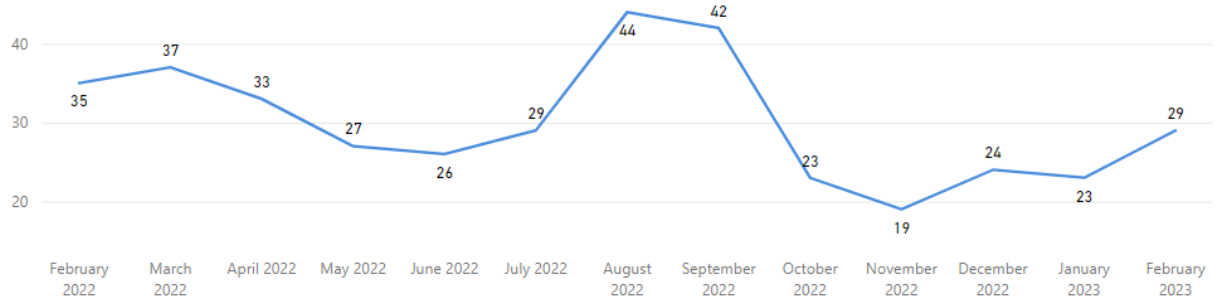

Total Completed

391

Completed per Month (Avg)*

30

*** months with zero activity are not calculated into the average**

Service

NIBIN Only

Priority Type

All

Backlogged Requests: 0

Avg Age of Backlog (days): (Blank)

Longest Time in Phase (Pending)

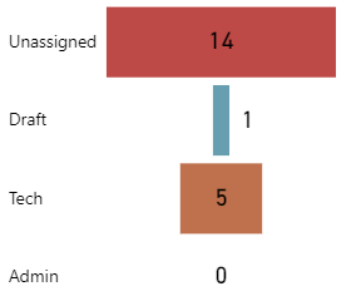

of Unassigned

15

Goal: 20 (+25%)

Pending Draft

24

Goal: 35 (+31.43%)

Pending Tech

28

Goal: 20 (-40%)

Pending Admin

0

Goal: 20 (+100%)

Goal= Threshold for the max # of requests in each bucket

Pending Requests

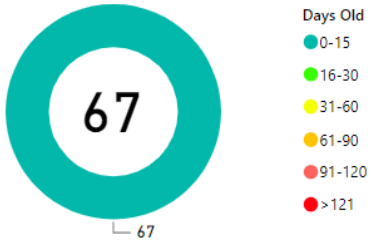

Avg Age (days): 2

Overall TAT (MTD)

6.3

Goal: 7, 8

Analysis TAT (MTD)

4.0

Goal: 7, 8

Overall TAT (Past 90 Days)

10.2

Goal: 7, 8

Analysis TAT (Past 90 Days)

4.3

Goal: 7, 8

TAT by Phase of Work (MTD)

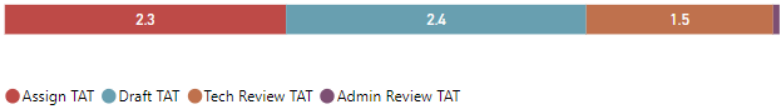

TAT by Phase of Work (Past 90 Days)

Month to Date

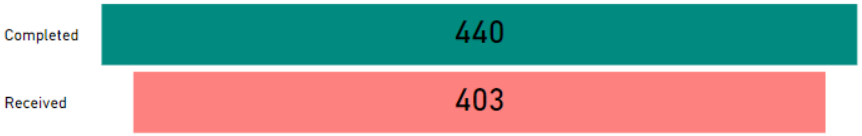

30 Day Avg (Over Past 90 Days)



Date Range

2/1/2022 | 2/28/2023

Total TAT by Month

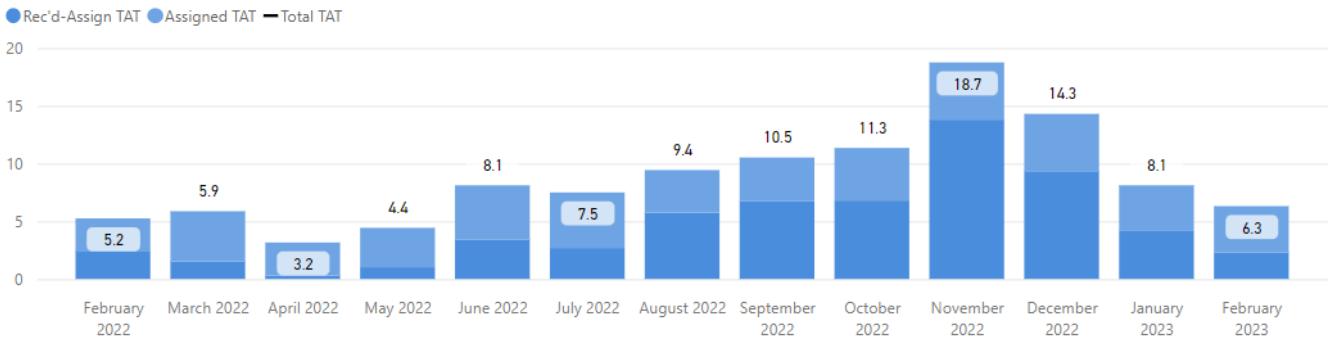

Request Type

NIBIN Only

Priority Type

All

Selected Time Frame Averages

8.56
Total TAT (Rec'd-Compl.) Avg

4.07
Assigned TAT (Asgmt.-Compl.) Avg

Requests Completed

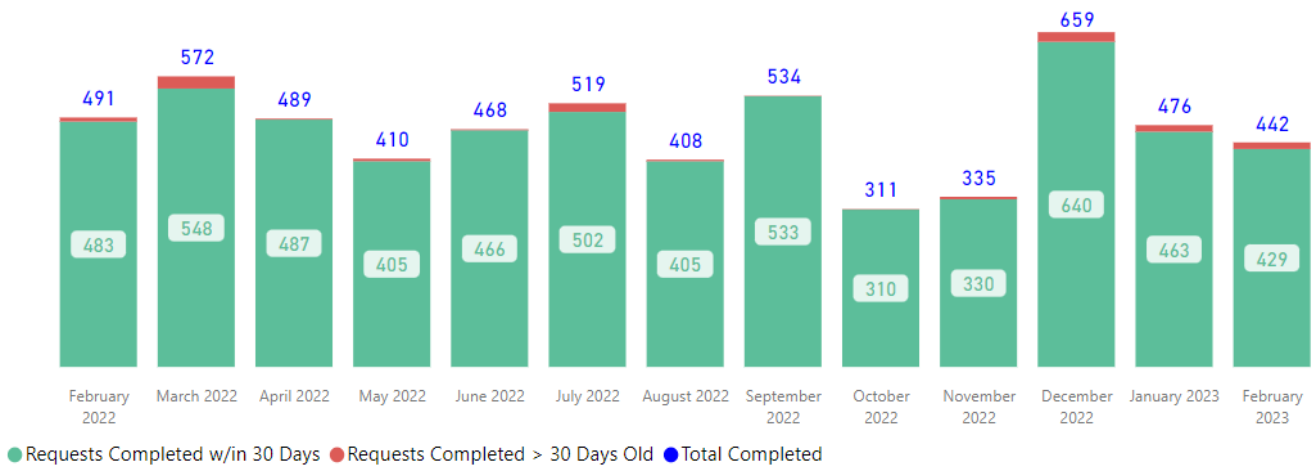

Received to Complete

6114
Requests Completed

113
Requests Completed > 30 Days Old

1.85 %
% Completed > 30 Days Old

Requests more than 30 days old are considered to be backlogged requests

Service

NIBIN Only

Priority Type

All

Received Filter

2/1/2022 2/28/2023

Received by Month

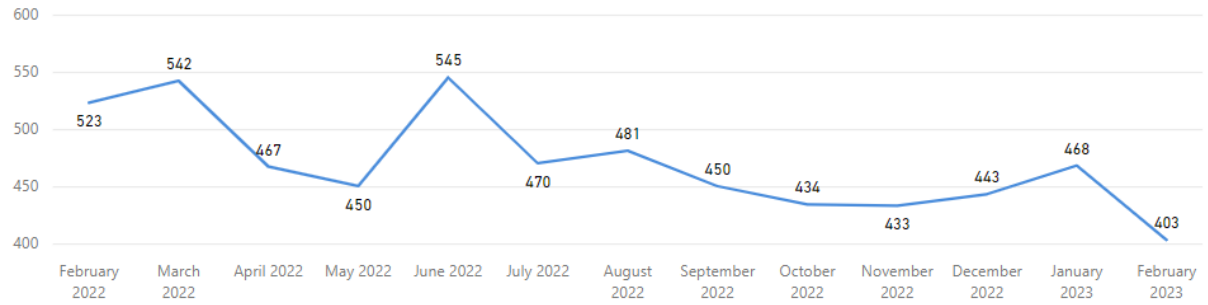

Total Received

6,109

Received per Month (Avg)*

470

Completed Filter

2/1/2022 2/28/2023

Completed by Month

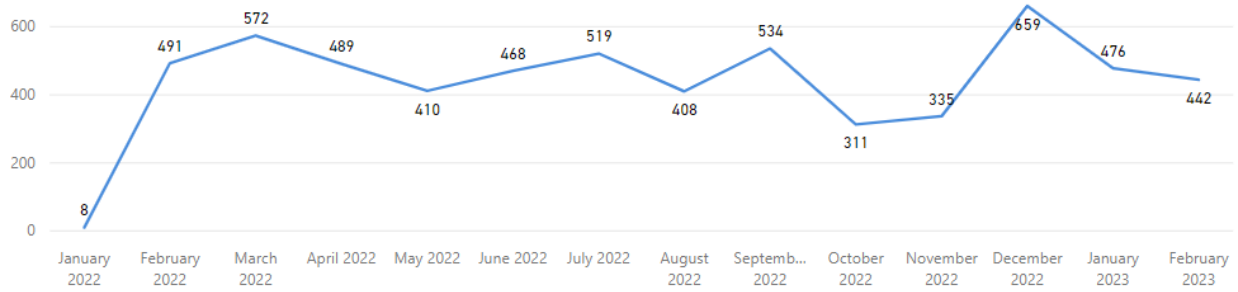

Total Completed

6,122

Completed per Month (Avg)*

437

*** months with zero activity are not calculated into the average**

Forensic Biology

Section

DNA

Request Type

All

Backlogged Requests: 521

Avg Age of Backlog (days): 249

Longest Time in Phase (Pending)

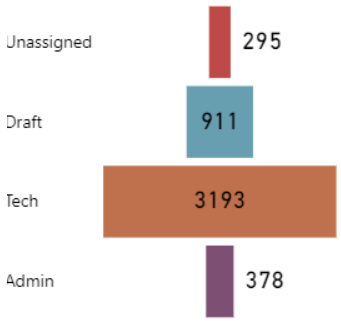

of Unassigned

90!

Goal: 20 (-350%)

Pending Draft

408!

Goal: 24 (-1600%)

Pending Tech

53!

Goal: 24 (-120.83%)

Pending Admin

23!

Goal: 20 (-15%)

Goal= Threshold for the max # of requests in each bucket

Pending Requests

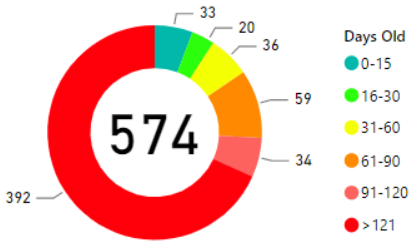

Avg Age (days): 227

Overall TAT (MTD)

222.1!

Goal: 30, 31

Analysis TAT (MTD)

207.5!

Goal: 30, 31

Overall TAT (Past 90 Days)

220.5!

Goal: 30, 31

Analysis TAT (Past 90 Days)

206.6!

Goal: 30, 31

TAT by Phase of Work (MTD)

TAT by Phase of Work (Past 90 Days)

Month to Date

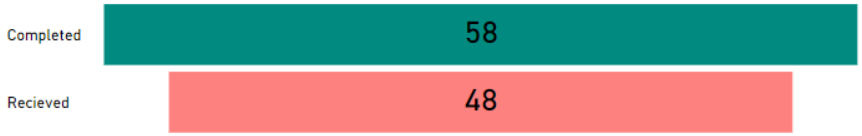

30 Day Avg (Over Past 90 Days)

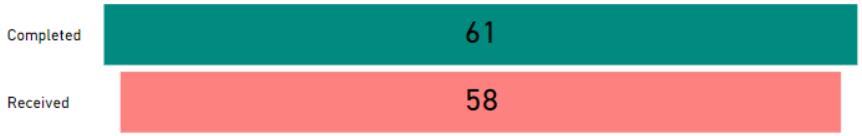

Section

DNA

Request Type

SAK

Backlogged Requests: 35

Avg Age of Backlog (days): 243

Longest Time in Phase (Pending)

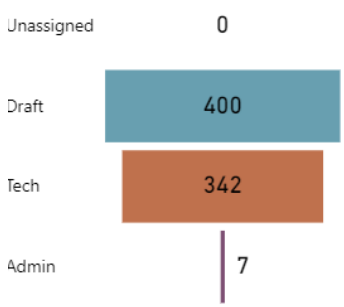

of Unassigned

0

Goal: 20 (+100%)

Pending Draft

36

Goal: 24 (-50%)

Pending Tech

2

Goal: 24 (+91.67%)

Pending Admin

1

Goal: 20 (+95%)

Goal= Threshold for the max # of requests in each bucket

Pending Requests

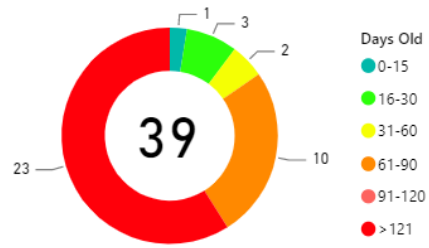

Avg Age (days): 220

Overall TAT (MTD)

283.0

Goal: 30, 31

Analysis TAT (MTD)

280.0

Goal: 30, 31

Overall TAT (Past 90 Days)

220.5

Goal: 30, 31

Analysis TAT (Past 90 Days)

371.9

Goal: 30, 31

TAT by Phase of Work (MTD)

TAT by Phase of Work (Past 90 Days)

Month to Date

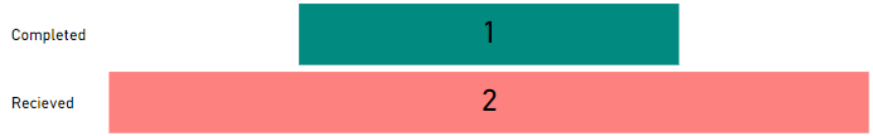

30 Day Avg (Over Past 90 Days)



Section

Outsourced - DNA

Request Type

All

Backlogged Requests: 226

Avg Age of Backlog (days): 158

Longest Time in Phase (Pending)

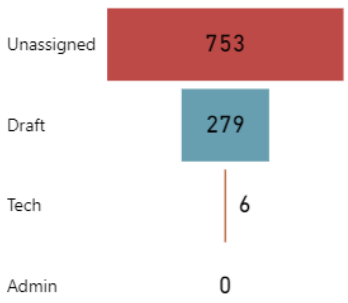

of Unassigned

332

Goal: 100 (-232%)

Pending Draft

4

Goal: 100 (+96%)

Pending Tech

2

Goal: 100 (+98%)

Pending Admin

0

Goal: 100 (+100%)

Goal= Threshold for the max # of requests in each bucket

Pending Requests

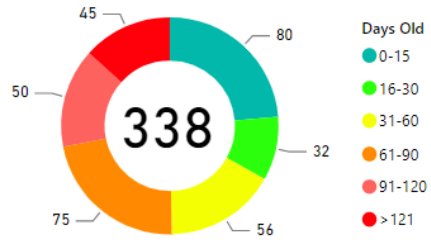

Avg Age (days): 109

Overall TAT (MTD)

99.2

Goal: 100, 100

Analysis TAT (MTD)

1.9

Goal: 100, 100

Overall TAT (Past 90 Days)

99.4

Goal: 100, 100

Analysis TAT (Past 90 Days)

3.3

Goal: 100, 100

TAT by Phase of Work (MTD)

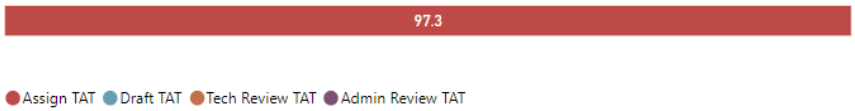

TAT by Phase of Work (Past 90 Days)

Month to Date



30 Day Avg (Over Past 90 Days)

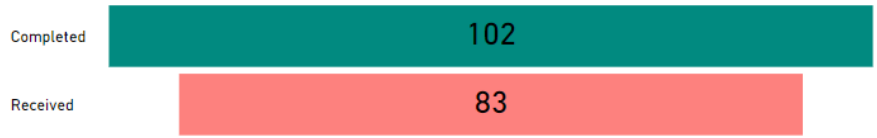

Section

Outsourced - Non-SAK

Request Type

All

Backlogged Requests: 291

Avg Age of Backlog (days): 141

Longest Time in Phase (Pending)

Unassigned	236
Draft	0
Tech	0
Admin	0

of Unassigned

338!

Goal: 100 (-238%)

Pending Draft

0

Goal: 100 (+100%)

Pending Tech

0

Goal: 100 (+100%)

Pending Admin

0

Goal: 100 (+100%)

Goal= Threshold for the max # of requests in each bucket

Pending Requests

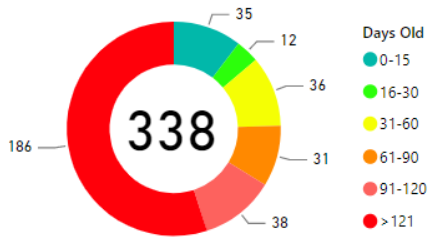

Avg Age (days): 123

Overall TAT (MTD)

NaN

Goal: 100, 100

Analysis TAT (MTD)

NaN

Goal: 100, 100

Overall TAT (Past 90 Days)

NaN

Goal: 100, 100

Analysis TAT (Past 90 Days)

NaN

Goal: 100, 100

TAT by Phase of Work (MTD)

Assign TAT Draft TAT Tech Review TAT Admin Review TAT

TAT by Phase of Work (Past 90 Days)

Month to Date

Completed	0
Recieved	46

30 Day Avg (Over Past 90 Days)

Completed	0
Received	38

Section

Outsource Technical Revi...

Request Type

All

Backlogged Requests: 87

Avg Age of Backlog (days): 64

Longest Time in Phase (Pending)

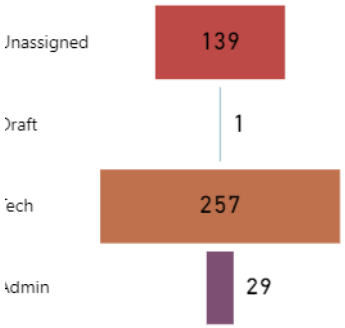

of Unassigned

1

Goal: 100 (+99%)

Pending Draft

2

Goal: 100 (+98%)

Pending Tech

102

Goal: 100 (-2%)

Pending Admin

1

Goal: 100 (+99%)

Goal= Threshold for the max # of requests in each bucket

Pending Requests

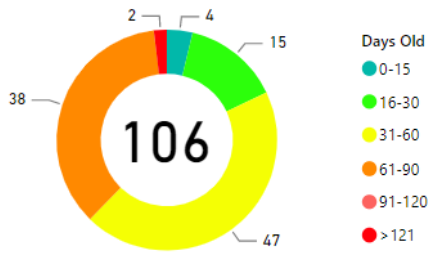

Avg Age (days): 56

Overall TAT (MTD)

97.7

Goal: 100, 100

Analysis TAT (MTD)

97.7

Goal: 100, 100

Overall TAT (Past 90 Days)

113.6

Goal: 100, 100

Analysis TAT (Past 90 Days)

113.6

Goal: 100, 100

TAT by Phase of Work (MTD)



Month to Date



TAT by Phase of Work (Past 90 Days)

30 Day Avg (Over Past 90 Days)



Date Range

2/1/2022 2/28/2023

Total TAT by Month

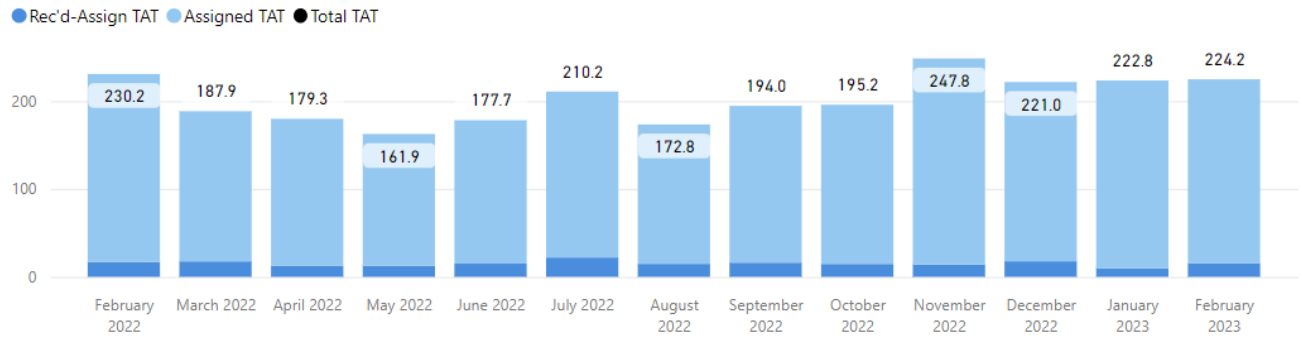

Request Type

DNA

Request Type

All

Selected Time Frame Averages

198.94
Total TAT (Rec'd-Compl.) Avg

183.89
Assigned TAT (Asgmt.-Compl.) Avg

Requests Completed

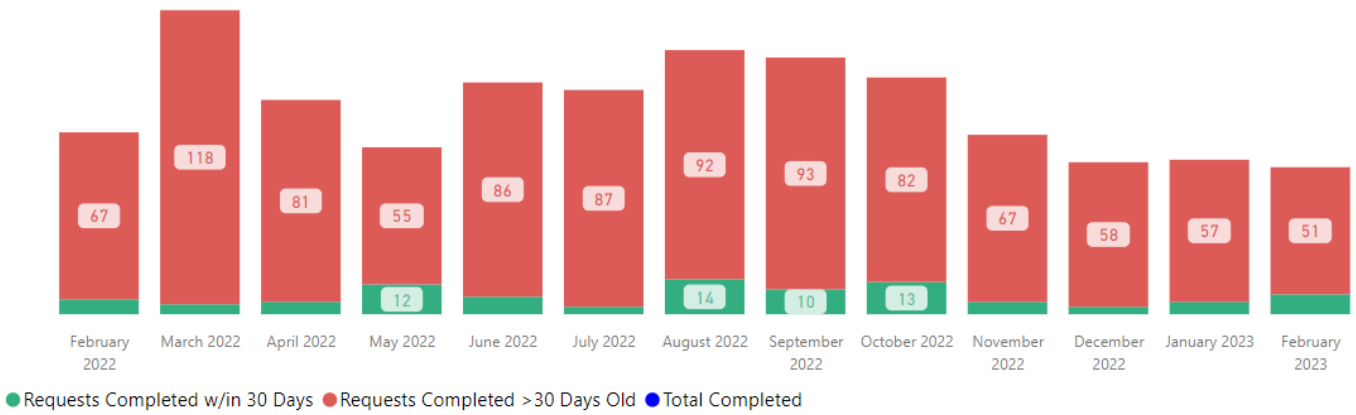

Received to Complete

1089
Requests Completed

994
Requests Completed > 30 Days

91.28 %
% Completed > 30 Days

Requests more than 30 days old are considered to be backlogged requests

Section

DNA

Request Type

All

Received Filter

2/1/2022 2/28/2023

Received by Month

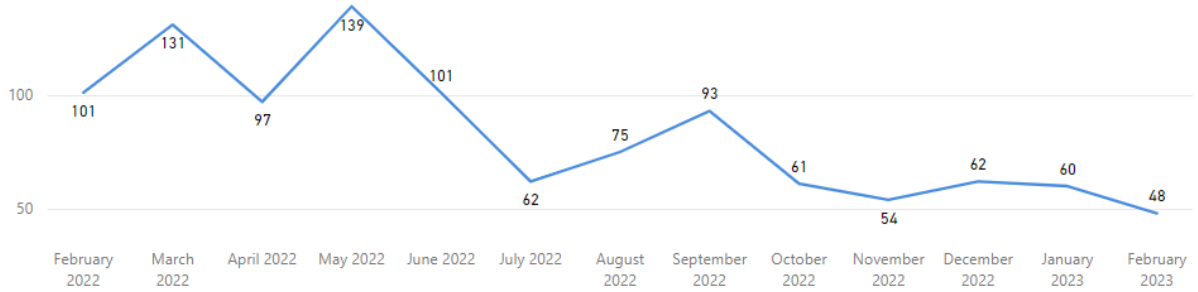

Total Received

1084

Received per Month (Avg)*

83

Completed Filter

2/1/2022 2/28/2023

Completed by Month

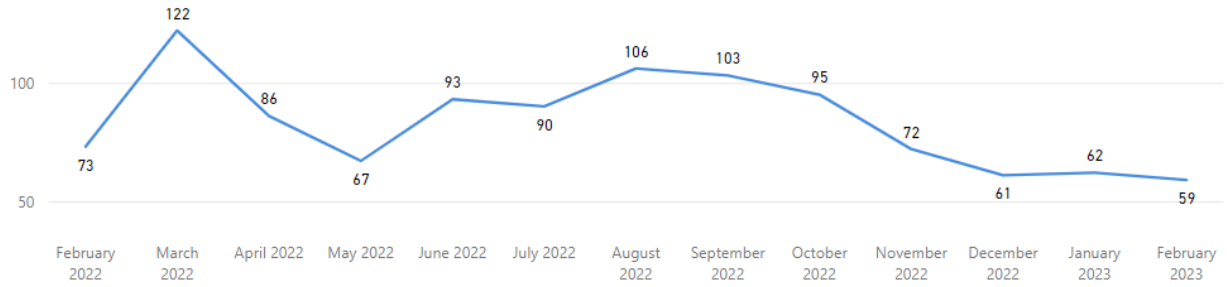

Total Completed

1089

Completed per Month (Avg)*

84

*** months with zero activity are not calculated into the average**

Section

Screening

Request Type

All

Backlogged Requests: 2

Avg Age of Backlog (days): 34

Longest Time in Phase (Pending)

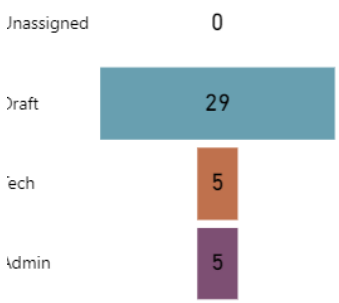

of Unassigned

0

Goal: 10 (+100%)

Pending Draft

58

Goal: 14 (-314.29%)

Pending Tech

3

Goal: 16 (+81.25%)

Pending Admin

5

Goal: 12 (+58.33%)

Goal= Threshold for the max # of requests in each bucket

Pending Requests

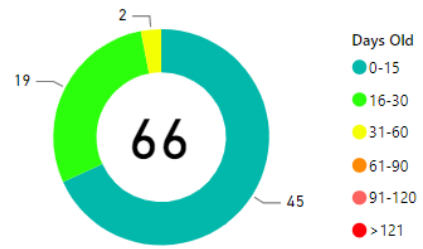

Avg Age (days): 11

Overall TAT (MTD)

14.0

Goal: 10, 11

Analysis TAT (MTD)

14.0

Goal: 10, 11

Overall TAT (Past 90 Days)

15.5

Goal: 10, 11

Analysis TAT (Past 90 Days)

15.5

Goal: 10, 11

TAT by Phase of Work (MTD)

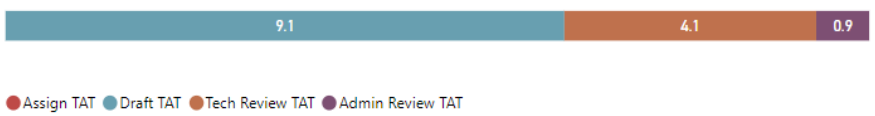

TAT by Phase of Work (Past 90 Days)

Month to Date



30 Day Avg (Over Past 90 Days)



Date Range

2/1/2022 2/28/2023

Total TAT by Month

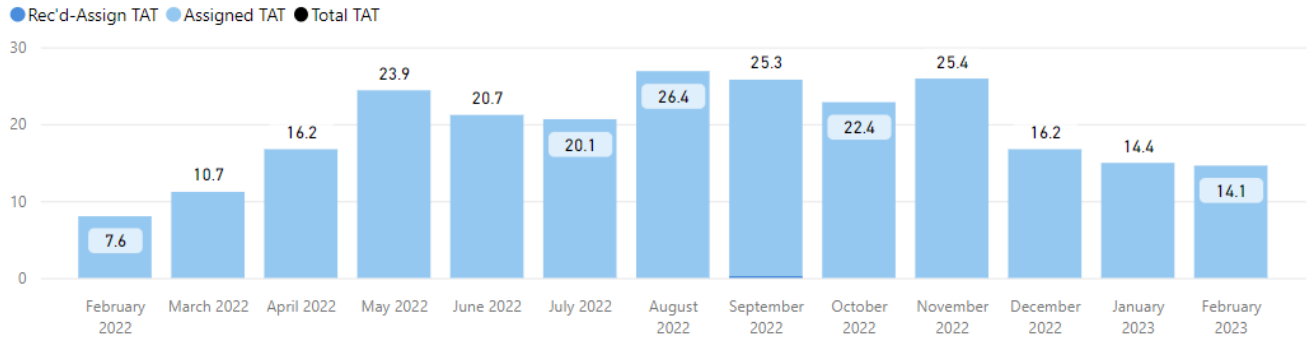

Request Type

Screening

Request Type

All

Selected Time Frame Averages

18.72
Total TAT (Rec'd-Compl.) Avg

19.18
Assigned TAT (Asgmt.-Compl.) Avg

Requests Completed

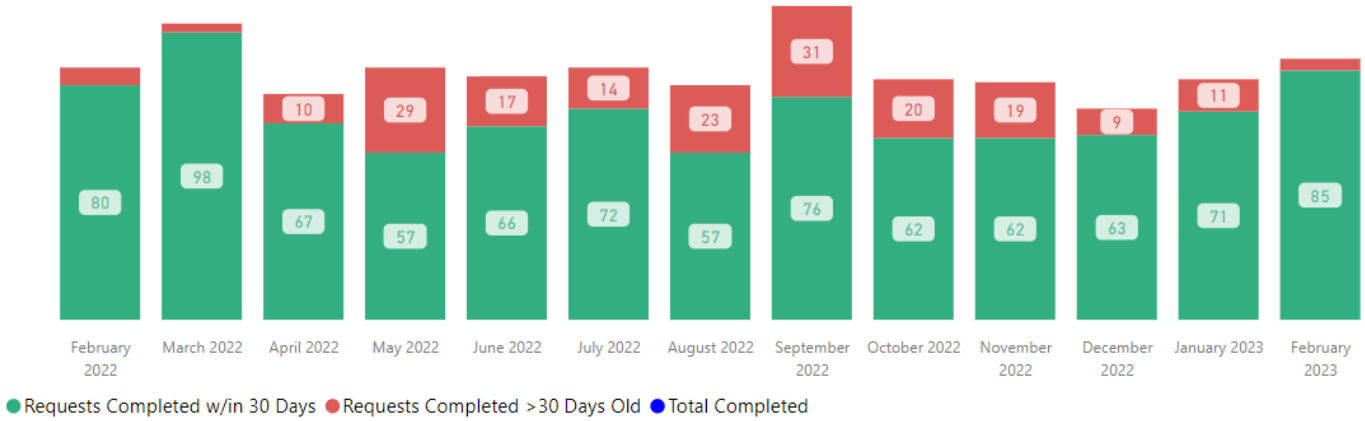

Received to Complete

1112
Requests Completed

196
Requests Completed > 30 Days

17.63 %
% Completed > 30 Days

Requests more than 30 days old are considered to be backlogged requests

Section

Screening

Request Type

All

Received Filter

2/1/2022 2/28/2023

Received by Month

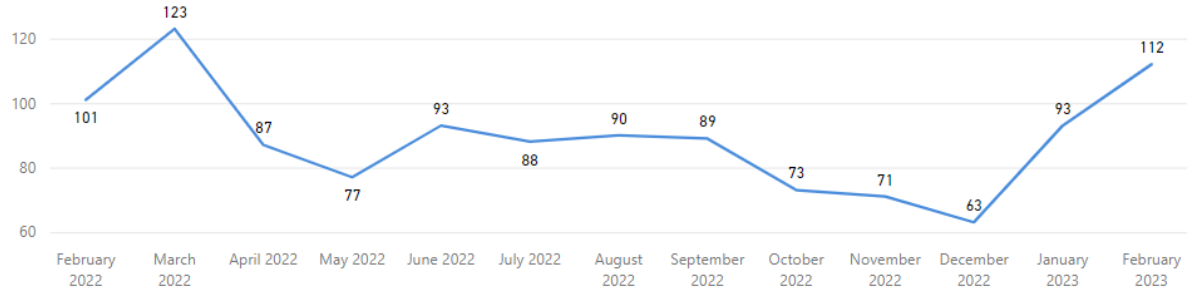

Total Received

1160

Received per Month (Avg)*

89

Completed Filter

2/1/2022 2/28/2023

Completed by Month

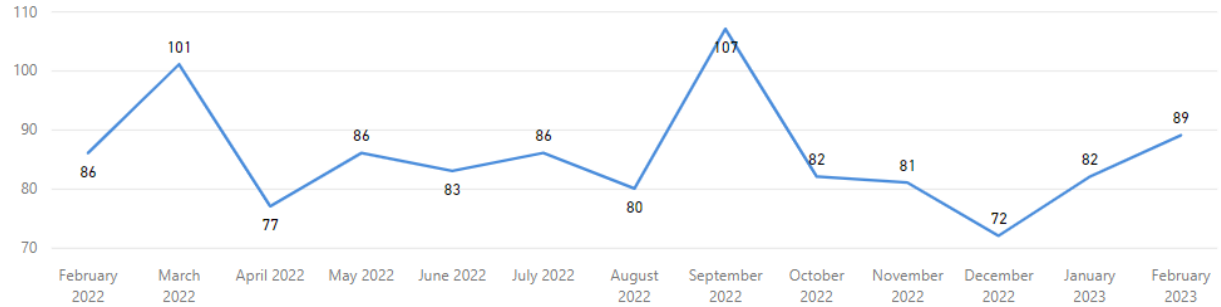

Total Completed

1112

Completed per Month (Avg)*

86

*** months with zero activity are not calculated into the average**

Section

CODIS

CODIS Hit Type

All

Backlogged Requests: 1

Avg Age of Backlog (days): 37

Longest Time in Phase (Pending)

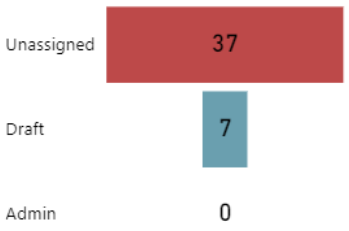

of Unassigned

15

Goal: 100 (+85%)

Pending Draft

7

Goal: 20 (+65%)

Pending Admin

0

Goal: 15 (+100%)

Goal= Threshold for the max # of requests in each bucket

Pending Requests

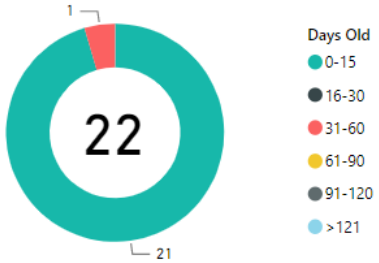

Avg Age (days): 9

Overall TAT (MTD)

15.5

Goal: 30, 31

Analysis TAT (MTD)

4.8

Goal: 30, 31

Overall TAT (Past 90 Days)

13.0

Goal: 30, 31

Analysis TAT (Past 90 Days)

3.7

Goal: 30, 31

TAT by Phase of Work (MTD)

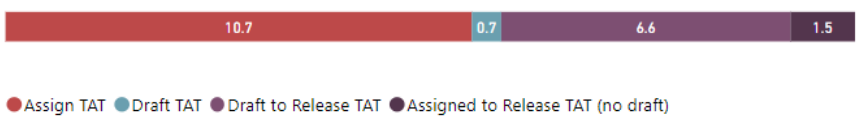

TAT by Phase of Work (Past 90 Days)

Month to Date



30 Day Avg (Over Past 90 Days)



Date Range

2/1/2022 2/28/2023

Request Type

CODIS

Total TAT by Month

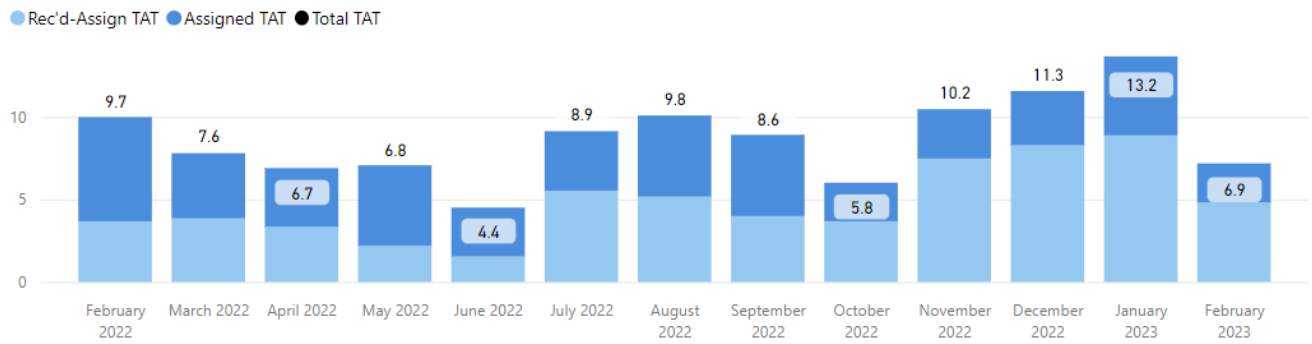

Selected Time Frame Averages

7.80
Total TAT (Rec'd-Compl.) Avg

3.90
Assigned TAT (Asgmt.-Compl.) Avg

Requests Completed

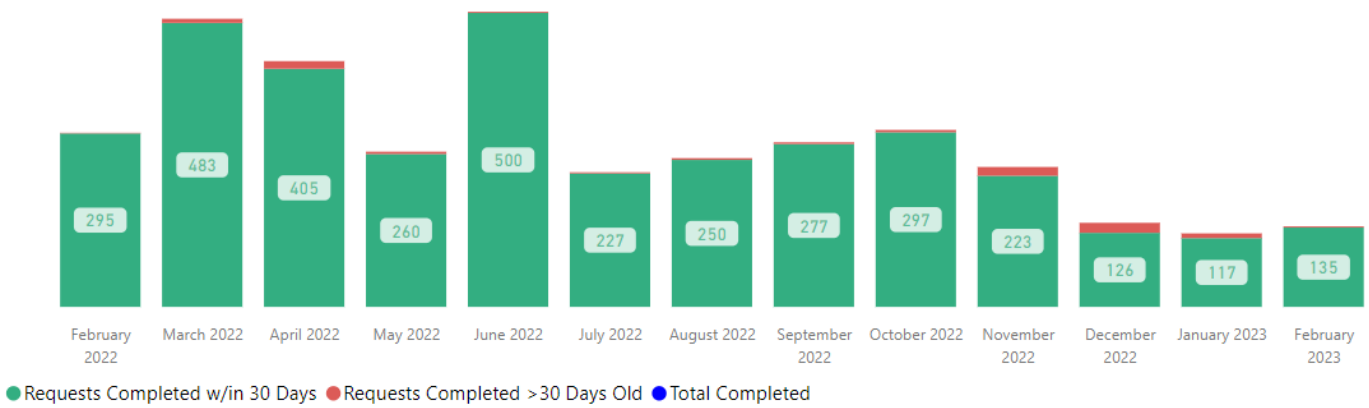

Received to Complete

3676
Requests Completed

81
Requests Completed > 30 Days

2.20 %
% Completed > 30 Days

Requests more than 30 days old are considered to be backlogged requests

Section

CODIS

Hit Type

All

Received Filter

2/1/2022 2/28/2023

Received by Month

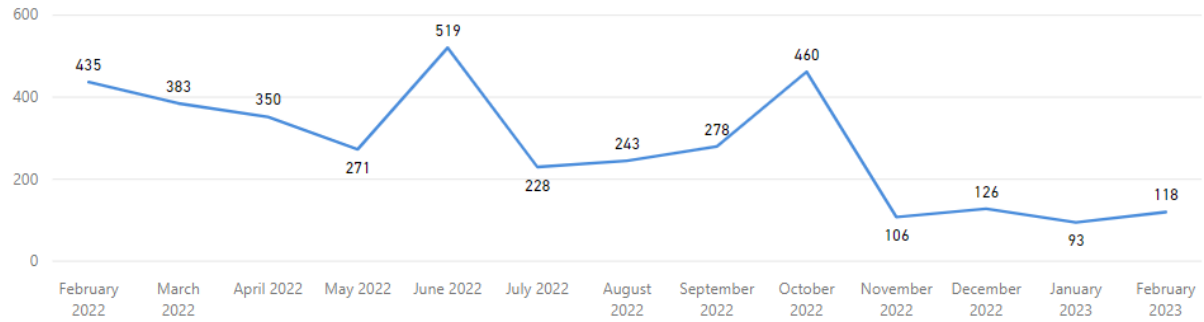

Total Received

3610

Received per Month (Avg)*

278

Completed Filter

2/1/2022 3/1/2023

Completed by Month

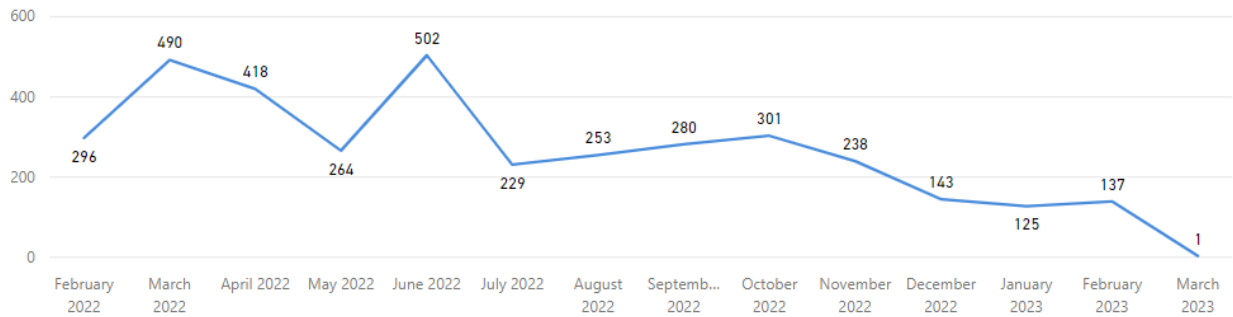

Total Completed

3677

Completed per Month (Avg)*

263

*** months with zero activity are not calculated into the average**

Latent Prints

Service

Latent Comparison

Priority Type

All

Backlogged Requests: 576

Avg Age of Backlog (days): 496

Longest Time in Phase (Pending)

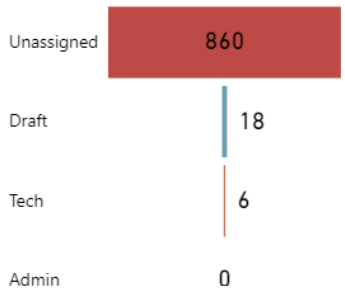

of Unassigned

624!

Goal: 230 (-171.3%)

Pending Draft

19✓

Goal: 50 (+62%)

Pending Tech

9✓

Goal: 50 (+82%)

Pending Admin

0✓

Goal: 50 (+100%)

Goal= Threshold for the max # of requests in each bucket

Pending Requests

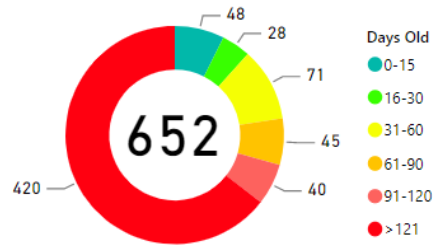

Avg Age (days): 440

Overall TAT (MTD)

573.6!

Goal: 45, 46

Analysis TAT (MTD)

4.1✓

Goal: 45, 46

Overall TAT (Past 90 Days)

472.2!

Goal: 45, 46

Analysis TAT (Past 90 Days)

5.4✓

Goal: 45, 46

TAT by Phase of Work (MTD)

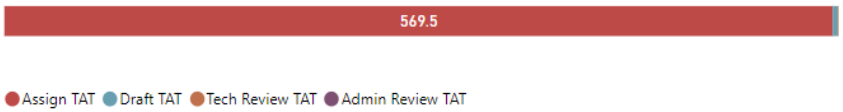

TAT by Phase of Work (Past 90 Days)

Month to Date



30 Day Avg (Over Past 90 Days)



Date Range

2/1/2022 | 2/28/2023

Total TAT by Month

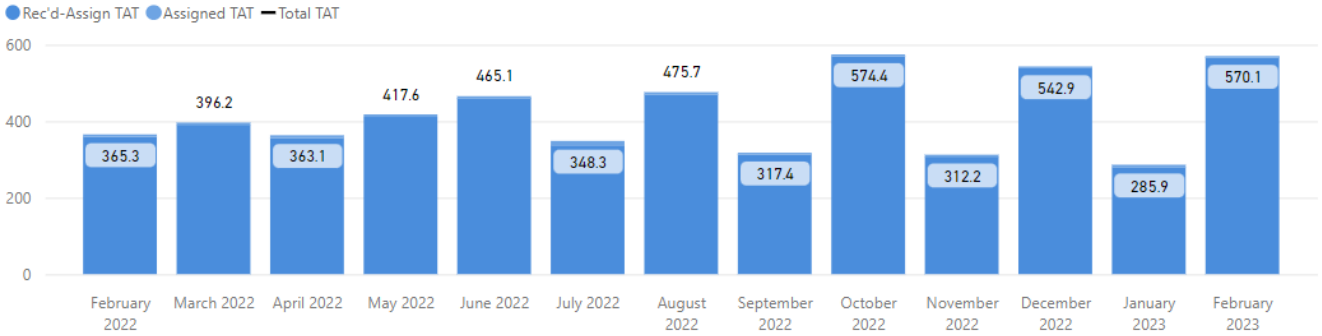

Request Type

Latent Comparison

Priority Type

All

Selected Time Frame Averages

423.33
Total TAT (Rec'd-Compl.) Avg

6.20
Assigned TAT (Asgmt.-Compl.) Avg

Requests Completed

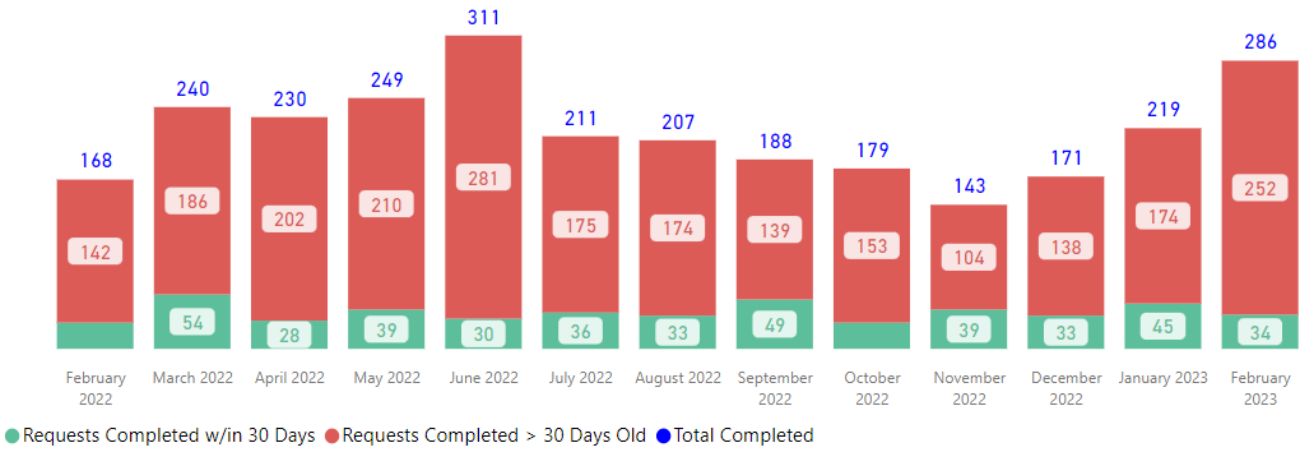

Received to Complete

2802
Requests Completed

2330
Requests Completed > 30 Days Old

83.15 %
% Completed > 30 Days Old

Requests more than 30 days old are considered to be backlogged requests

Service

Latent Comparison

Priority Type

All

Received Filter

2/1/2022 2/28/2023

Received by Month

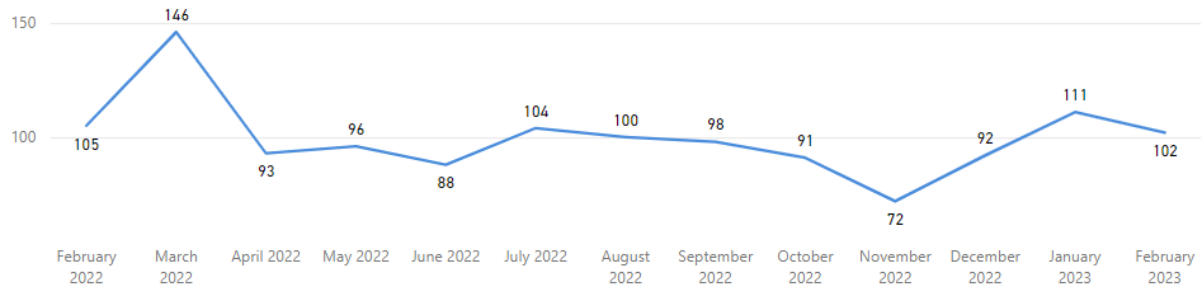

Total Received

1,298

Received per Month (Avg)*

100

Completed Filter

2/1/2022 2/28/2023

Completed by Month

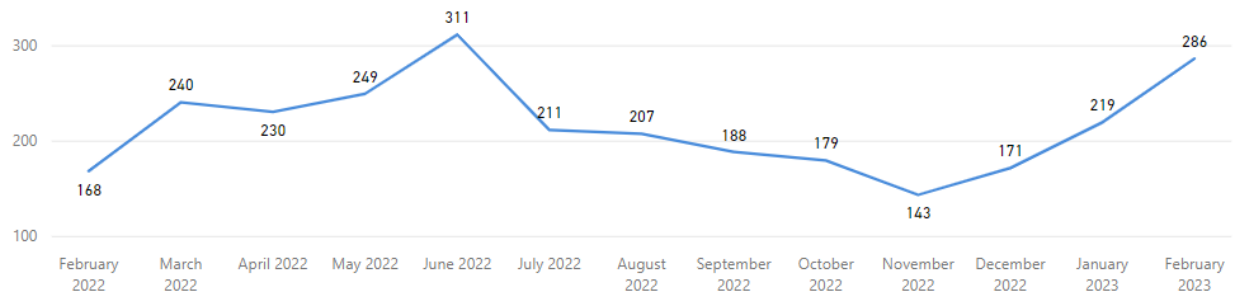

Total Completed

2,802

Completed per Month (Avg)*

216

*** months with zero activity are not calculated into the average**

Service

Latent Processing

Priority Type

All

Backlogged Requests: 675

Avg Age of Backlog (days): 595

Longest Time in Phase (Pending)

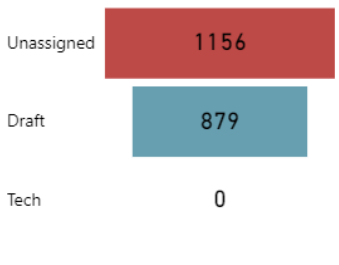

of Unassigned

686 !

Goal: 50 (-1272%)

Pending Draft

8 ✓

Goal: 30 (+73.33%)

Pending Tech

1 ✓

Goal: 30 (+96.67%)

Pending Admin

0 ✓

Goal: 30 (+100%)

Goal= Threshold for the max # of requests in each bucket

Pending Requests

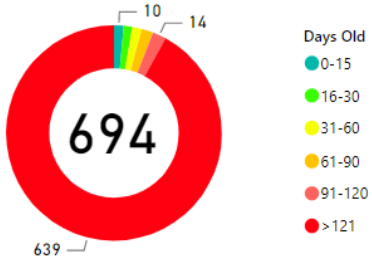

Avg Age (days): 579

Overall TAT (MTD)

646.3 !

Goal: 30, 31

Analysis TAT (MTD)

6.6 ✓

Goal: 30, 31

Overall TAT (Past 90 Days)

715.2 !

Goal: 30, 31

Analysis TAT (Past 90 Days)

6.9 ✓

Goal: 30, 31

TAT by Phase of Work (MTD)

TAT by Phase of Work (Past 90 Days)

Month to Date

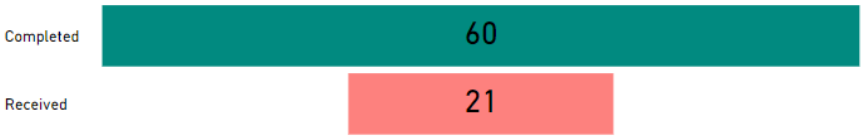

30 Day Avg (Over Past 90 Days)

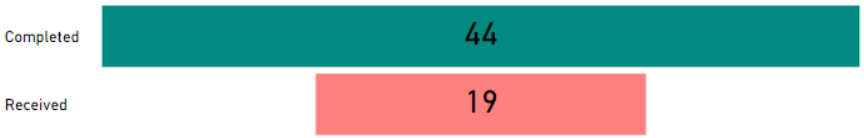

Date Range

2/1/2022 2/28/2023

Total TAT by Month

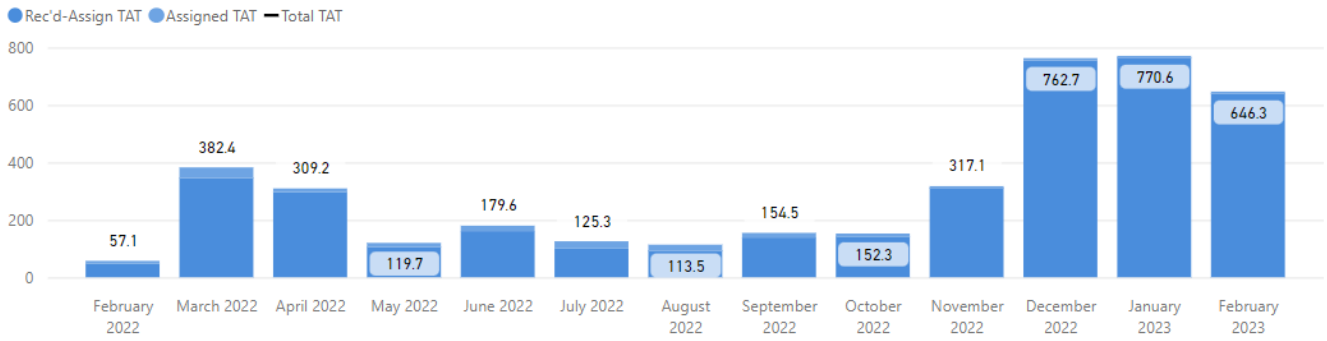

Request Type

Latent Processing

Priority Type

All

Selected Time Frame Averages

416.32
Total TAT (Rec'd-Compl.) Avg

13.66
Assigned TAT (Asgmt.-Compl.) Avg

Requests Completed

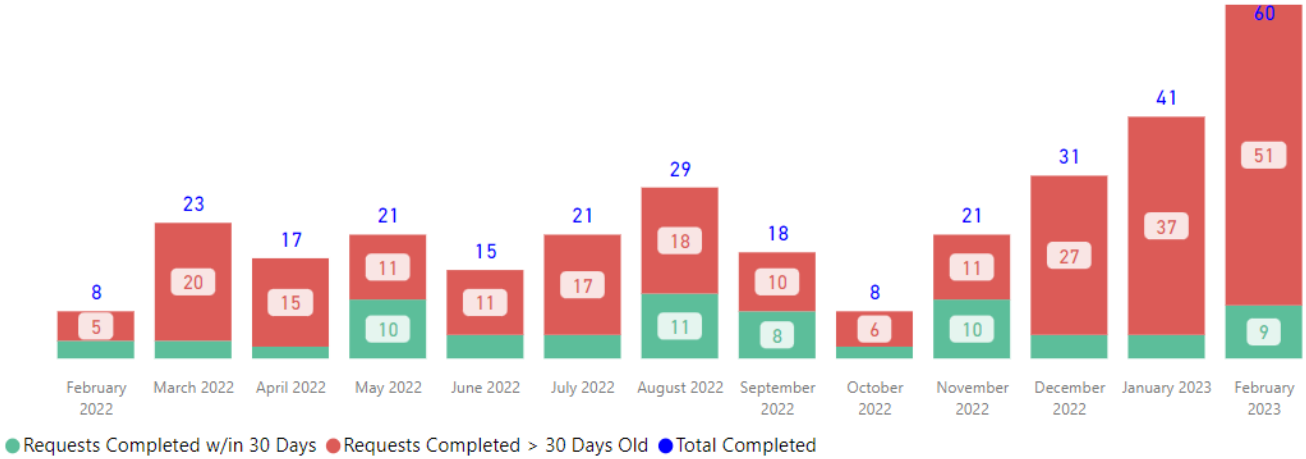

Received to Complete

313
Requests Completed

239
Requests Completed > 30 Days Old

76.36 %
% Completed > 30 Days Old

Requests more than 30 days old are considered to be backlogged requests

Service

Latent Processing

Priority Type

All

Received Filter

2/1/2022 2/28/2023

Received by Month

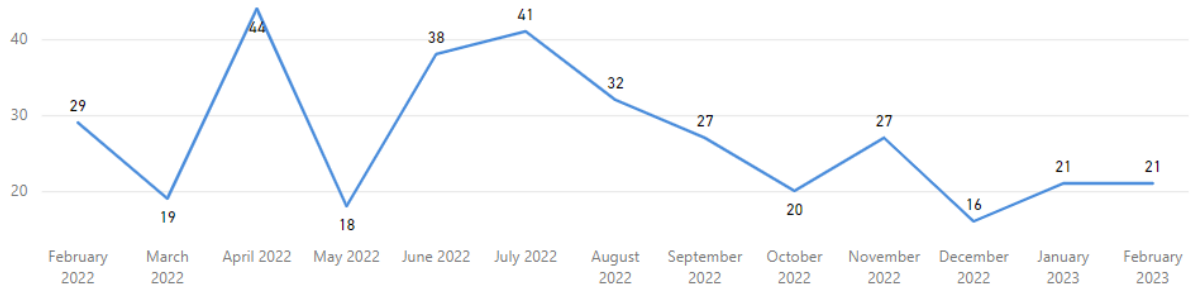

Total Received

353

Received per Month (Avg)*

27

Completed Filter

2/1/2022 2/28/2023

Completed by Month

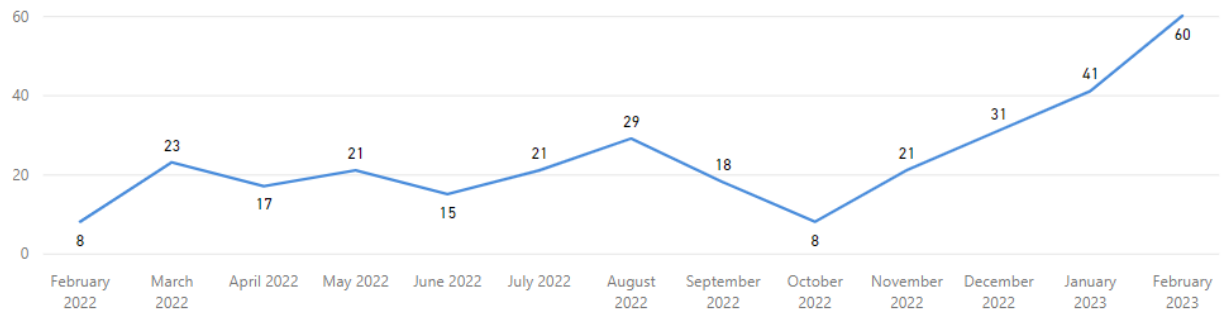

Total Completed

313

Completed per Month (Avg)*

24

*** months with zero activity are not calculated into the average**

Digital Multi-Media

Service

AV Examination

Priority Type

All

Backlogged Requests: 1

Avg Age of Backlog (days): 53

Longest Time in Phase (Pending)

of Unassigned

1

Goal: 15 (+93.33%)

Pending Draft

1

Goal: 5 (+80%)

Pending Tech

1

Goal: 5 (+80%)

Pending Admin

0

Goal: 5 (+100%)

Goal= Threshold for the max # of requests in each bucket

Pending Requests

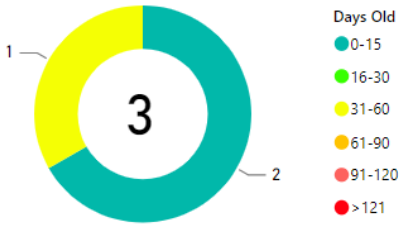

Avg Age (days): 19

Overall TAT (MTD)

43.6

Goal: 45, 46

Analysis TAT (MTD)

30.9

Goal: 45, 46

Overall TAT (Past 90 Days)

35.0

Goal: 45, 46

Analysis TAT (Past 90 Days)

25.2

Goal: 45, 46

TAT by Phase of Work (MTD)

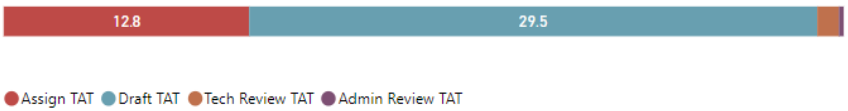

Month to Date

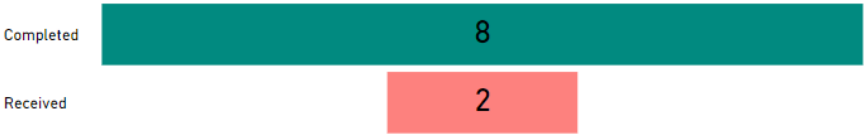

TAT by Phase of Work (Past 90 Days)

30 Day Avg (Over Past 90 Days)

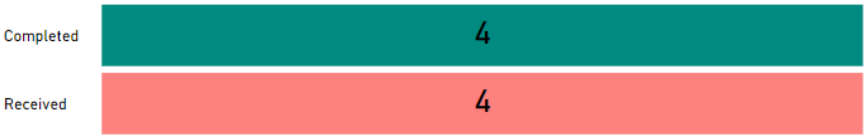

Date Range

2/1/2022 | 2/28/2023

Total TAT by Month

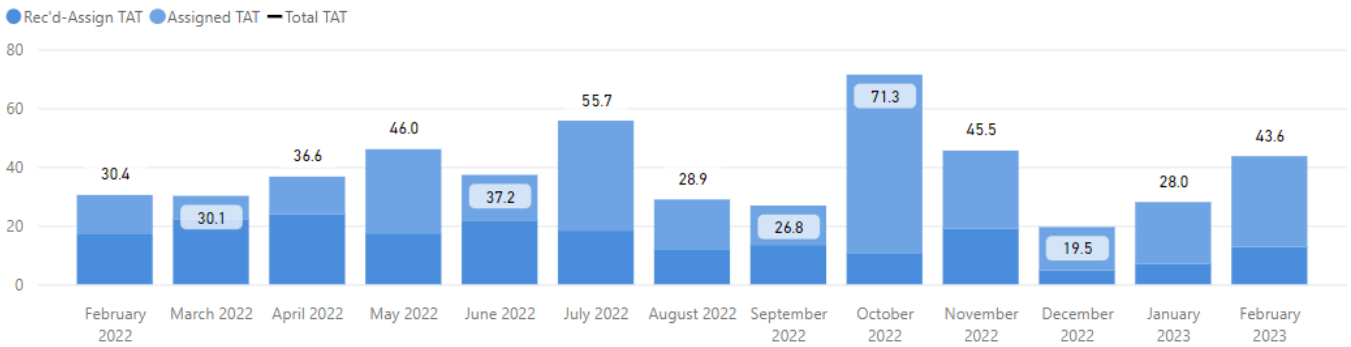

Request Type

AV Examination

Priority Type

All

Selected Time Frame Averages

39.12
Total TAT (Rec'd-Compl.) Avg

21.79
Assigned TAT (Asgmt.-Compl.) Avg

Requests Completed

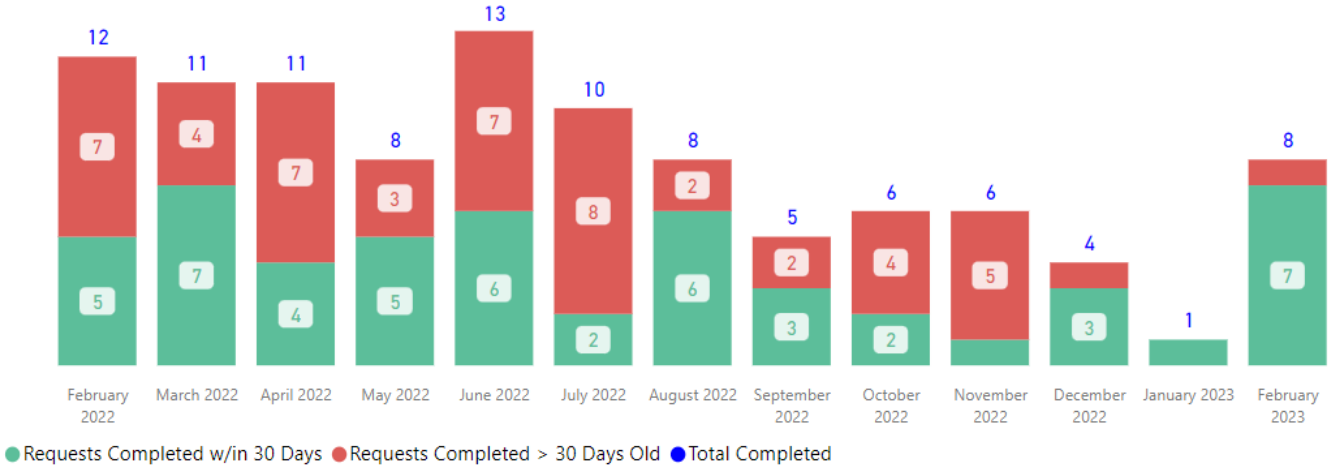

Received to Complete

103
Requests Completed

51
Requests Completed > 30 Days Old

49.51 %
% Completed > 30 Days Old

Requests more than 30 days old are considered to be backlogged requests

Service

AV Examination

Priority Type

All

Received Filter

2/1/2022 2/28/2023

Received by Month

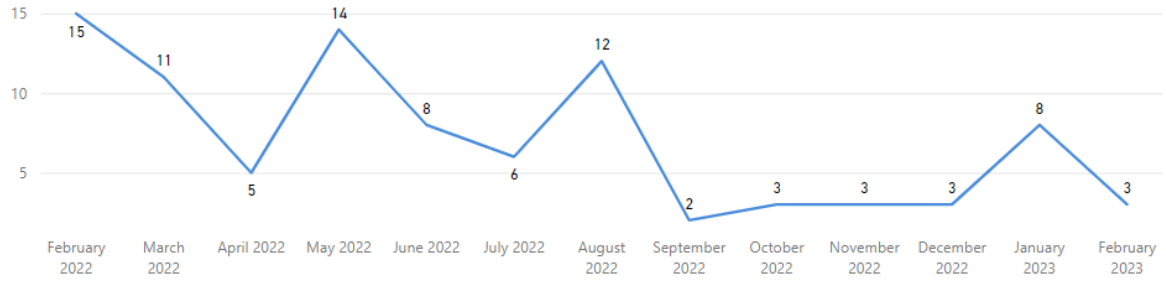

Total Received

93

Received per Month (Avg)*

7

Completed Filter

2/1/2022 2/28/2023

Completed by Month

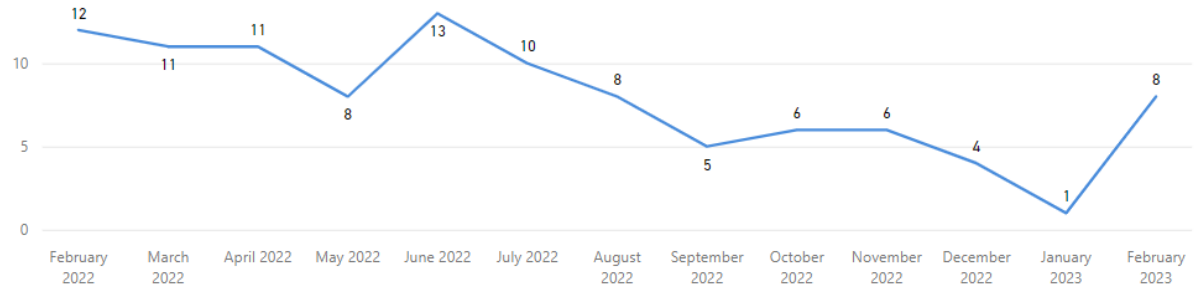

Total Completed

103

Completed per Month (Avg)*

8

*** months with zero activity are not calculated into the average**

Service

DFL

Priority Type

All

Backlogged Requests: 249

Avg Age of Backlog (days): 364

Longest Time in Phase (Pending)

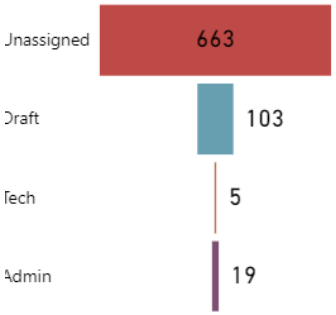

of Unassigned

244 !

Goal: 50 (-388%)

Pending Draft

14 !

Goal: 5 (-180%)

Pending Tech

7 !

Goal: 5 (-40%)

Pending Admin

3 ✓

Goal: 5 (+40%)

Goal= Threshold for the max # of requests in each bucket

Pending Requests

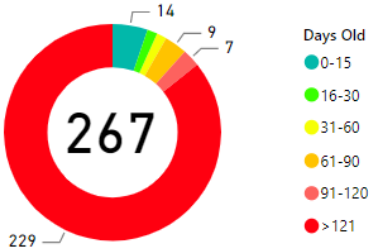

Avg Age (days): 340

Overall TAT (MTD)

371.1 !

Goal: 45, 46

Analysis TAT (MTD)

13.3 ✓

Goal: 45, 46

Overall TAT (Past 90 Days)

323.1 !

Goal: 45, 46

Analysis TAT (Past 90 Days)

12.5 ✓

Goal: 45, 46

TAT by Phase of Work (MTD)

TAT by Phase of Work (Past 90 Days)

Month to Date

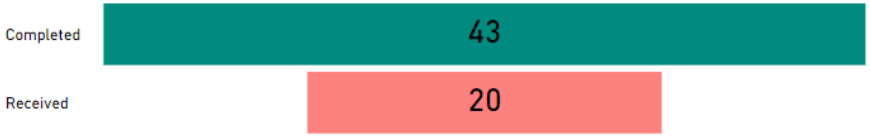

30 Day Avg (Over Past 90 Days)



DFL and DME

Date Range

2/1/2022 2/28/2023

Request Type

Multiple selections

Priority Type

All

Total TAT by Month

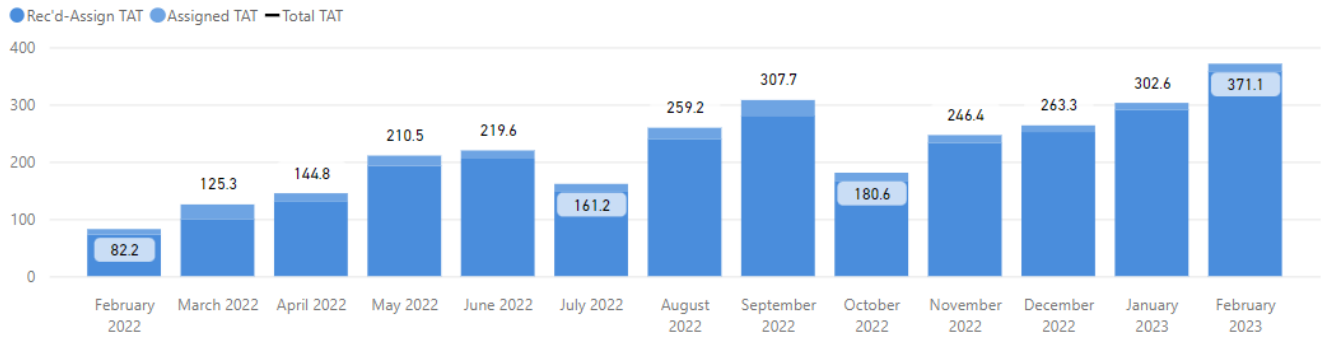

Selected Time Frame Averages

239.53
Total TAT (Rec'd-Compl.) Avg

16.10
Assigned TAT (Asgmt.-Compl.) Avg

Requests Completed

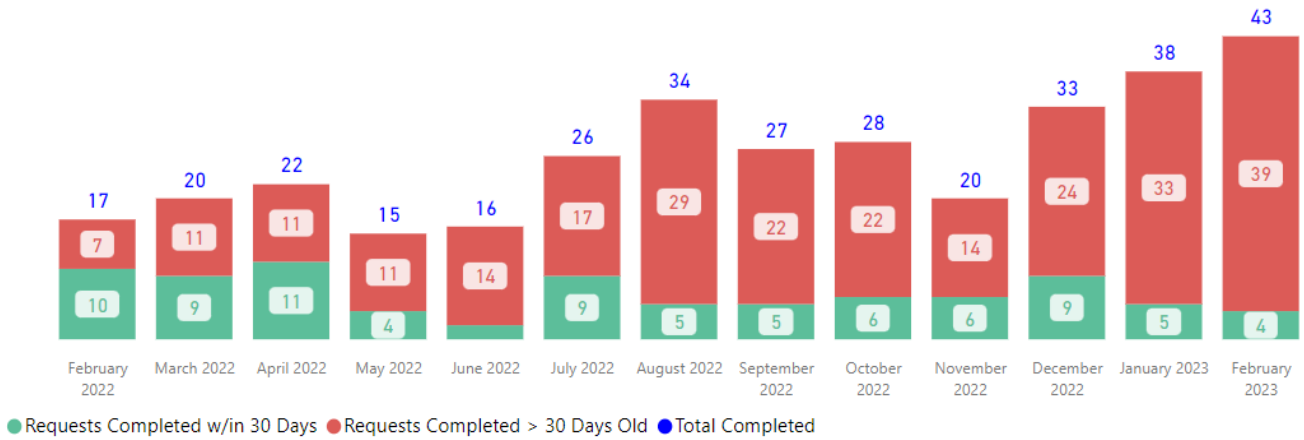

Received to Complete

339
Requests Completed

254
Requests Completed > 30 Days Old

74.93 %
% Completed > 30 Days Old

Requests more than 30 days old are considered to be backlogged requests

DFL and DME

Service: Multiple selections

Priority Type: All

Received Filter

2/1/2022 2/28/2023

Received by Month

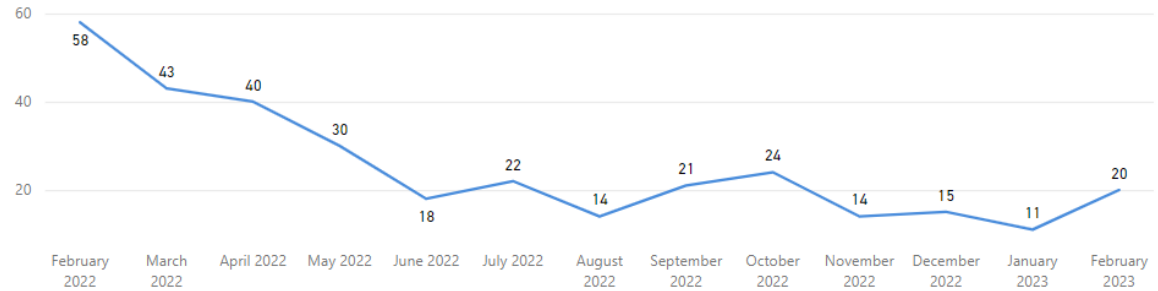

Total Received

330

Received per Month (Avg)*

25

Completed Filter

2/1/2022 2/28/2023

Completed by Month

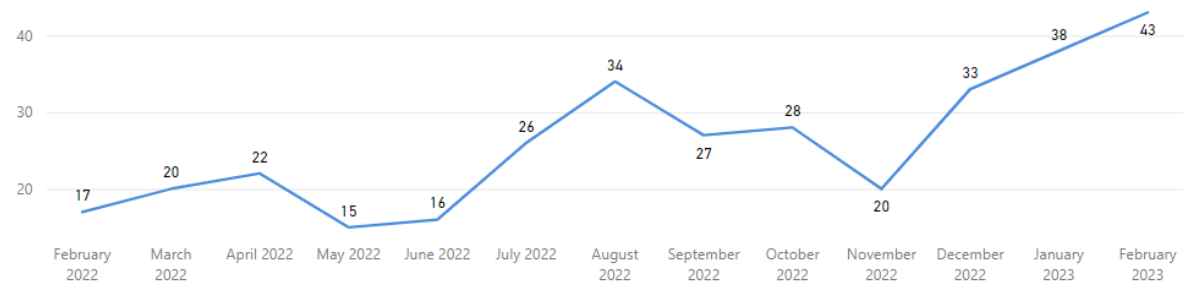

Total Completed

339

Completed per Month (Avg)*

26

*** months with zero activity are not calculated into the average**

Crime Scene Unit

Service

CSU Response

Priority Type

All

Backlogged Requests: 18

Avg Age of Backlog (days): 250

Longest Time in Phase (Pending)

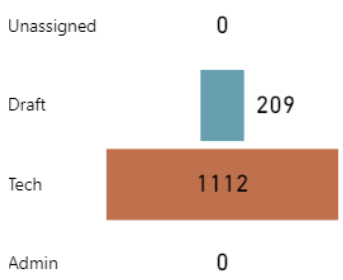

of Unassigned

0

Goal: 0

Pending Draft

42

Goal: 30 (-40%)

Pending Tech

49

Goal: 30 (-63.33%)

Pending Admin

1

Goal: 0

Goal= Threshold for the max # of requests in each bucket

Pending Requests

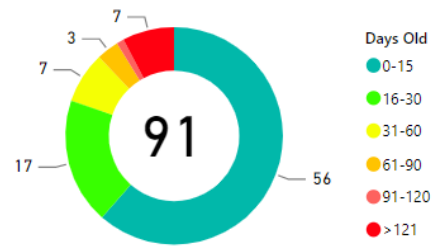

Avg Age (days): 57

Overall TAT (MTD)

33.7

Goal: 30, 31

Analysis TAT (MTD)

33.7

Goal: 30, 31

Overall TAT (Past 90 Days)

51.5

Goal: 30, 31

Analysis TAT (Past 90 Days)

51.4

Goal: 30, 31

TAT by Phase of Work (MTD)

TAT by Phase of Work (Past 90 Days)

Month to Date



30 Day Avg (Over Past 90 Days)



Date Range

2/1/2022 2/28/2023

Total TAT by Month

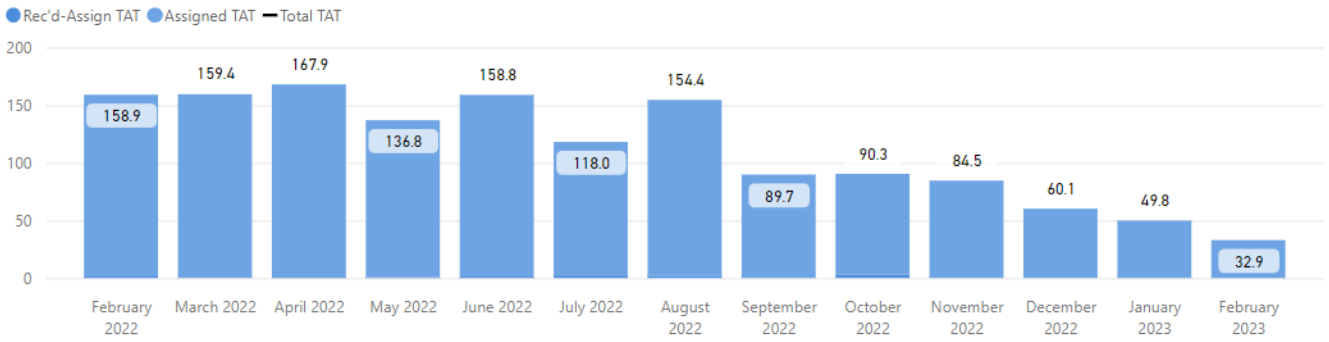

Request Type

CSU Response

Priority Type

All

Selected Time Frame Averages

116.90
Total TAT (Rec'd-Compl.) Avg

115.96
Assigned TAT (Asgmt.-Compl.) Avg

Requests Completed

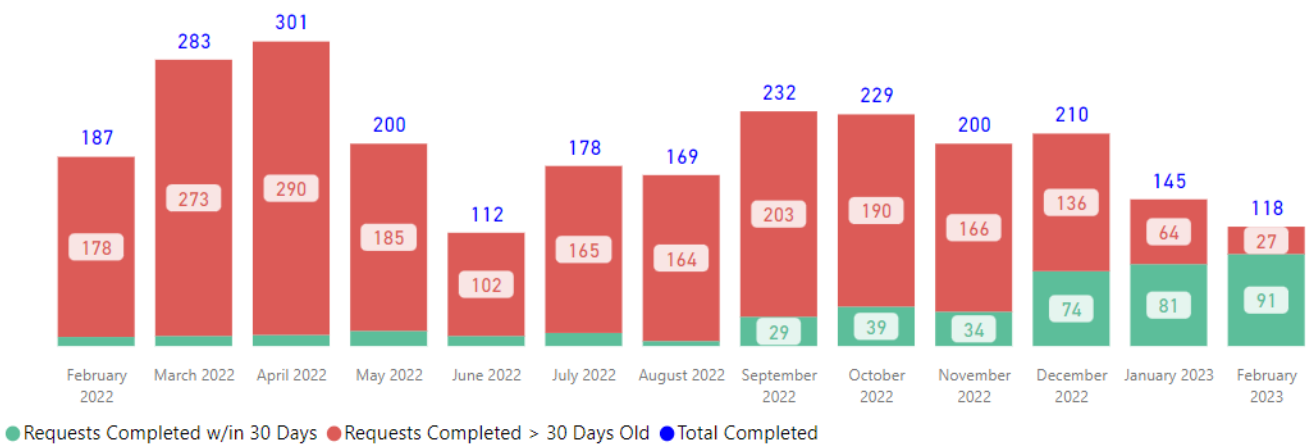

Received to Complete

2564
Requests Completed

2143
Requests Completed > 30 Days Old

83.58 %
% Completed > 30 Days Old

Requests more than 30 days old are considered to be backlogged requests

Service

CSU Response

Priority Type

All

Received Filter

2/1/2022 2/28/2023

Received by Month

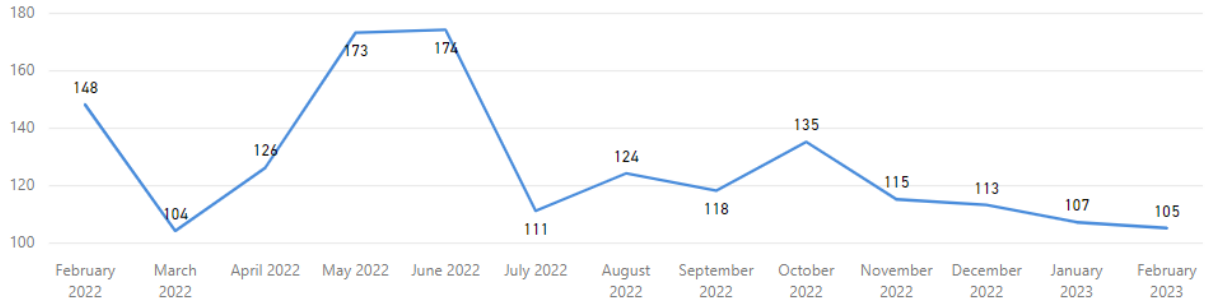

Total Received

1,653

Received per Month (Avg)*

127

Completed Filter

2/1/2022 2/28/2023

Completed by Month

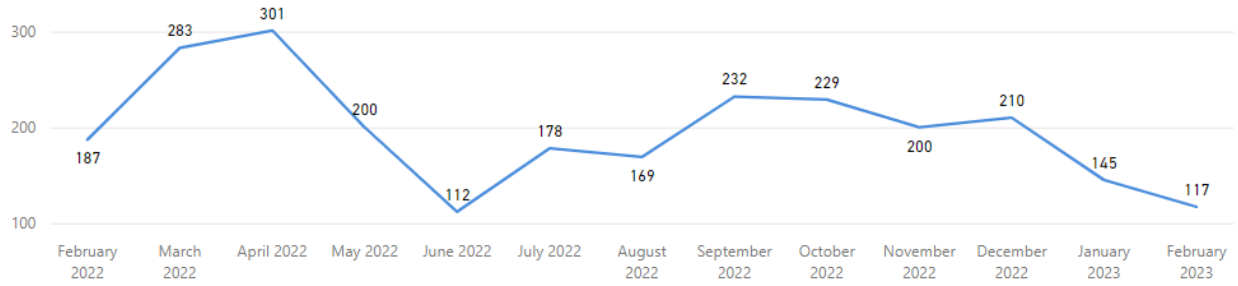

Total Completed

2,563

Completed per Month (Avg)*

197

*** months with zero activity are not calculated into the average**

Service

CSU VEB

Priority Type

All

Backlogged Requests: 10

Avg Age of Backlog (days): 134

Longest Time in Phase (Pending)

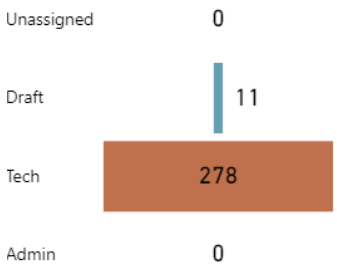

of Unassigned

0

Goal: 0

Pending Draft

11

Goal: 30 (+63.33%)

Pending Tech

24

Goal: 30 (+20%)

Pending Admin

0

Goal: 30 (+100%)

Goal= Threshold for the max # of requests in each bucket

Pending Requests

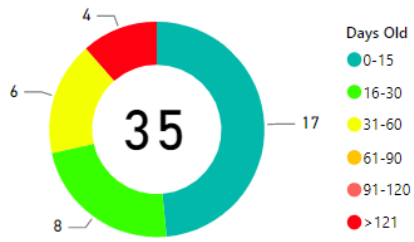

Avg Age (days): 46

Overall TAT (MTD)

20.5

Goal: 30, 31

Analysis TAT (MTD)

20.5

Goal: 30, 31

Overall TAT (Past 90 Days)

45.6

Goal: 30, 31

Analysis TAT (Past 90 Days)

45.5

Goal: 30, 31

TAT by Phase of Work (MTD)

TAT by Phase of Work (Past 90 Days)

Month to Date

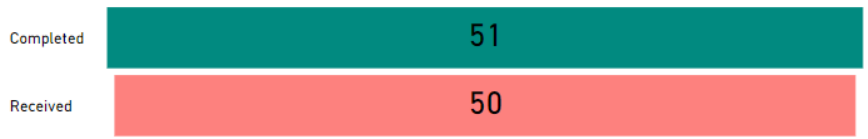

30 Day Avg (Over Past 90 Days)



Date Range

2/1/2022 2/28/2023

Total TAT by Month

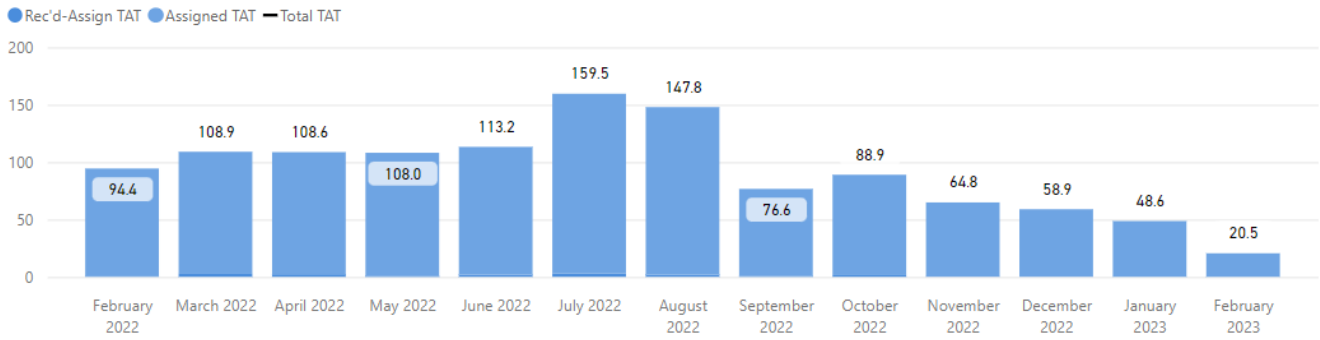

Request Type

CSU VEB

Priority Type

All

Selected Time Frame Averages

101.25
Total TAT (Rec'd-Compl.) Avg

99.86
Assigned TAT (Asgmt.-Compl.) Avg

Requests Completed

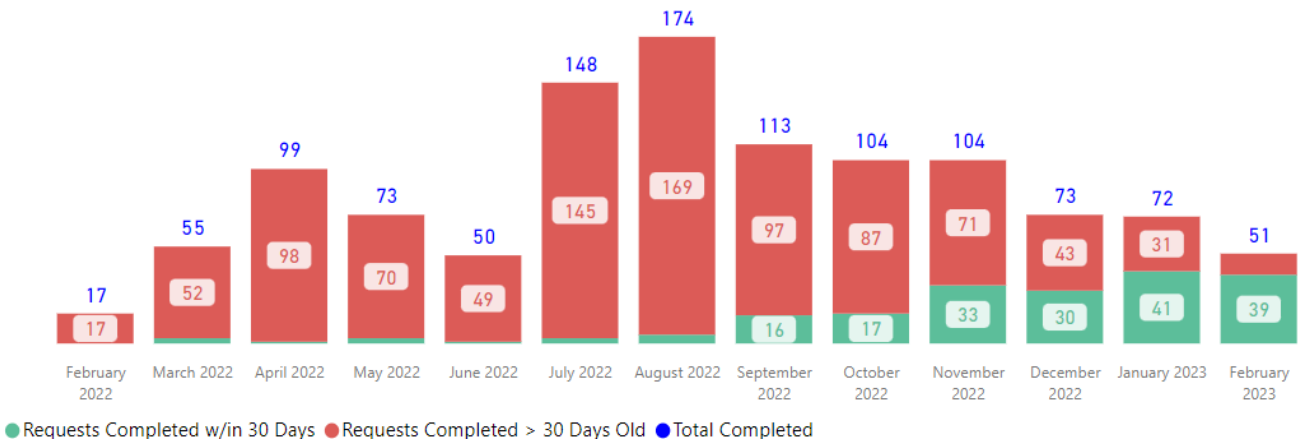

Received to Complete

1133
Requests Completed

941
Requests Completed > 30 Days Old

83.05 %
% Completed > 30 Days Old

Requests more than 30 days old are considered to be backlogged requests

Service

CSU VEB

Priority Type

All

Received Filter

2/1/2022 2/28/2023

Received by Month

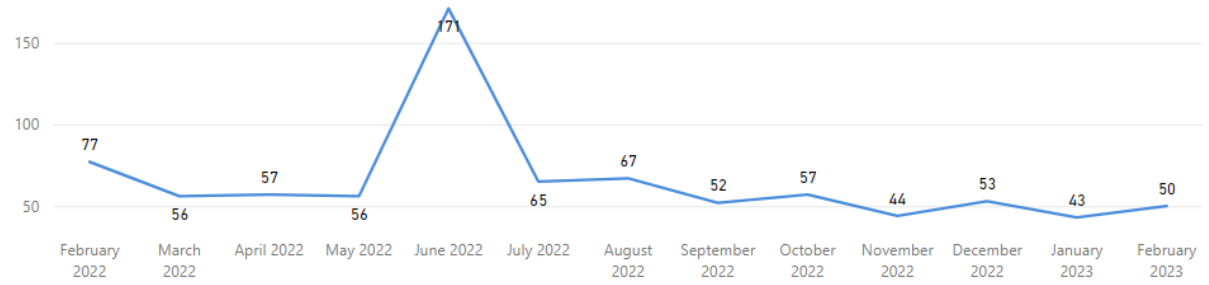

Total Received

848

Received per Month (Avg)*

65

Completed Filter

2/1/2022 2/28/2023

Completed by Month

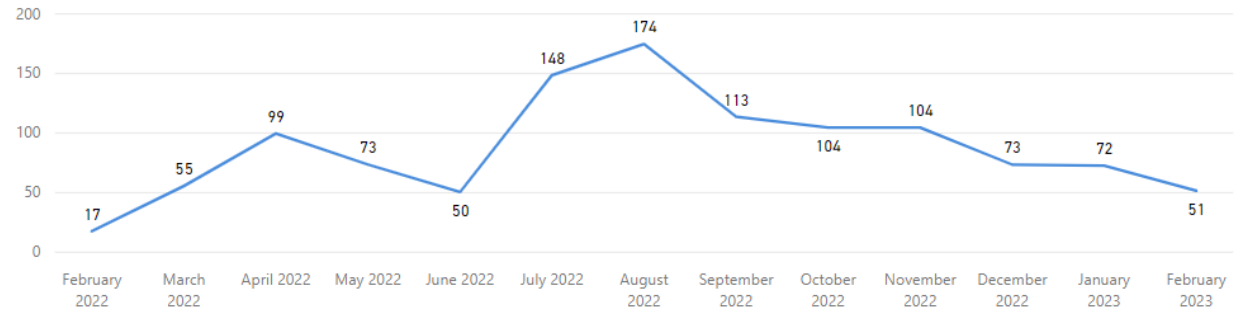

Total Completed

1,133

Completed per Month (Avg)*

87

*** months with zero activity are not calculated into the average**