




October 2023 Operations Data



October 2023 Company Overview



HFSC Turnaround Time (TAT)

TAT Date Range*

Porter Lee Justice Trax

10/1/2023 10/31/2023 10/1/2023 10/31/2023

Analysis TAT **Overall TAT**

26 **106**

* Both Porter Lee and Justice Trax date ranges MUST be set to the same date range

Backlog

Number of Requests Backlogged

3,996

% of Requests in Backlog

16.3%

Avg Age of Open Requests

Avg Age of Open Request...

Month	Avg Age of Open Requests
August 2023	100
September 2023	96
October 2023	78

% Decrease in Avg Age of Open Requests*

26.5%


* compared to beginning of performance year

October 2023 Company Overview

% Decrease in Age of Open Requests*


26.5%

* compared to beginning of performance year

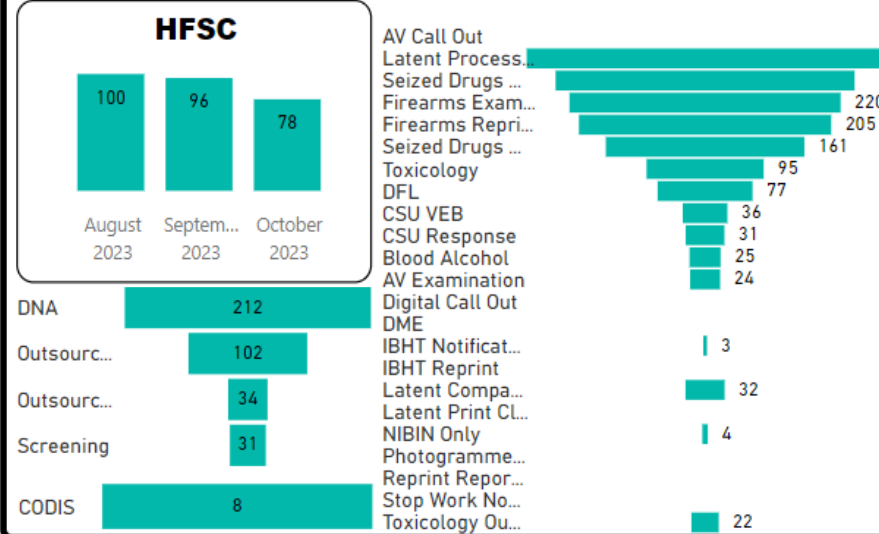


% of Requests in Backlog

16.3%



Avg Age of Open Requests (Days)



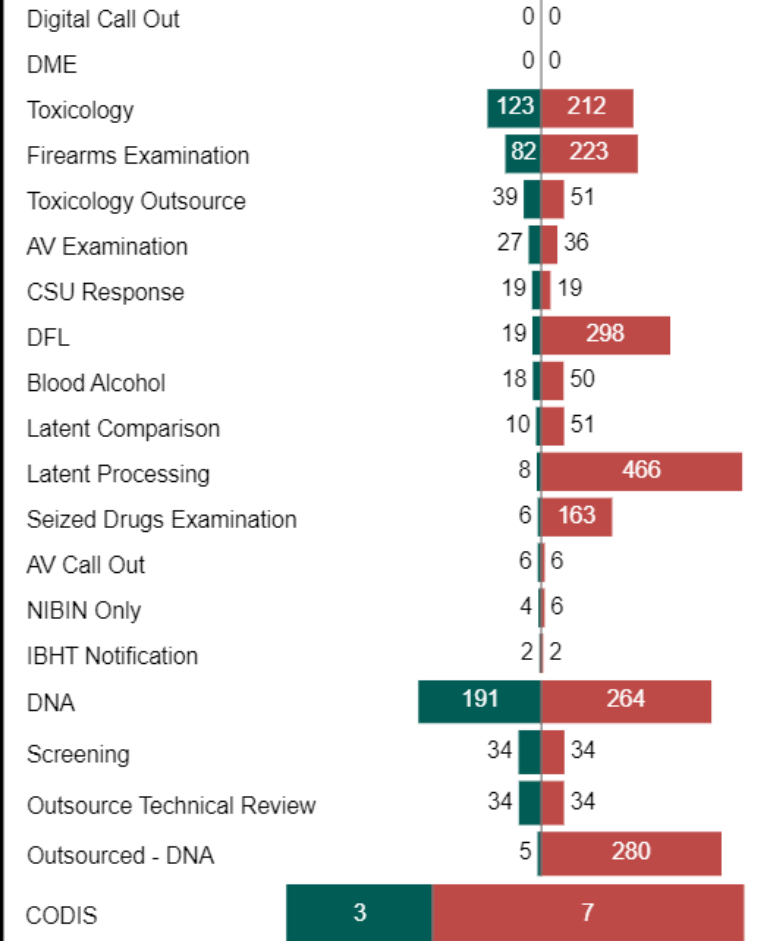
Turnaround Time (Past 30 Days)

HFSC

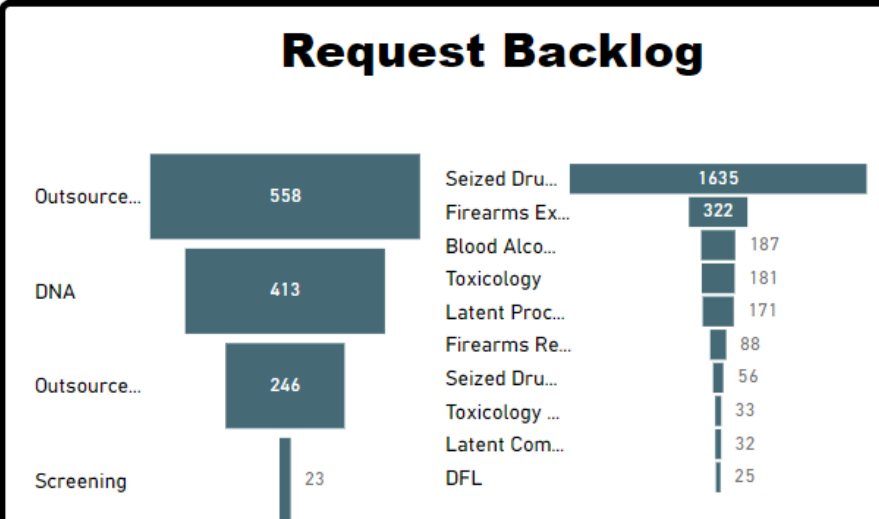
26

106

Analysis TAT | Overall TAT



Request Backlog



Section/Service Backlog Present if >15 requests are in the Backlog

Key for Dashboard Section Pages

Center of ring=total pending cases
 Ring=breakdown of age for all pending cases

Type of Testing →


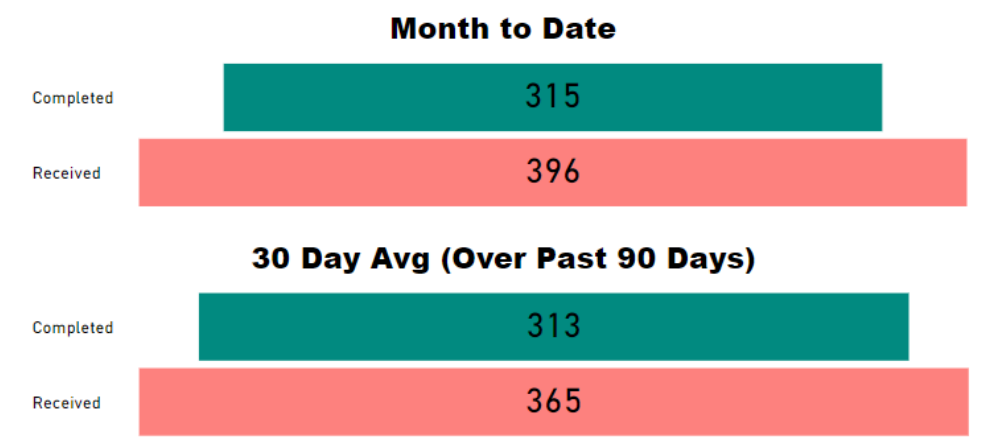
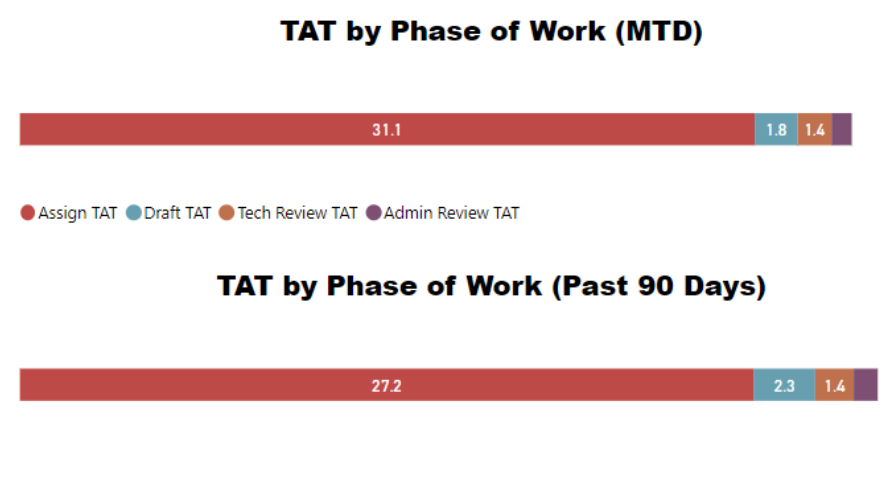
Service: **Seized Drugs Examination** | Priority Type: **All**

Backlogged Requests: 383
Avg Age of Backlog (days): 142

Pending work

Longest Time in Phase (Pending) Unassigned: 473 Draft: 11 Tech: 10 Admin: 14	# of Unassigned 623! Goal: 100 (-523%)	# Pending Draft 23✓ Goal: 100 (+77%)	Pending Requests Avg Age (days): 89	Overall TAT (MTD) 35.2! Goal: 14, 15	Analysis TAT (MTD) 4.1✓ Goal: 14, 15
	# Pending Tech 5✓ Goal: 50 (+90%)	# Pending Admin 3✓ Goal: 50 (+94%)		Overall TAT (Past 90 Days) 31.8! Goal: 14, 15	Analysis TAT (Past 90 Days) 4.6✓ Goal: 14, 15
	Goal= Threshold for the max # of requests in each bucket				

Turnaround time (days) by phase of work



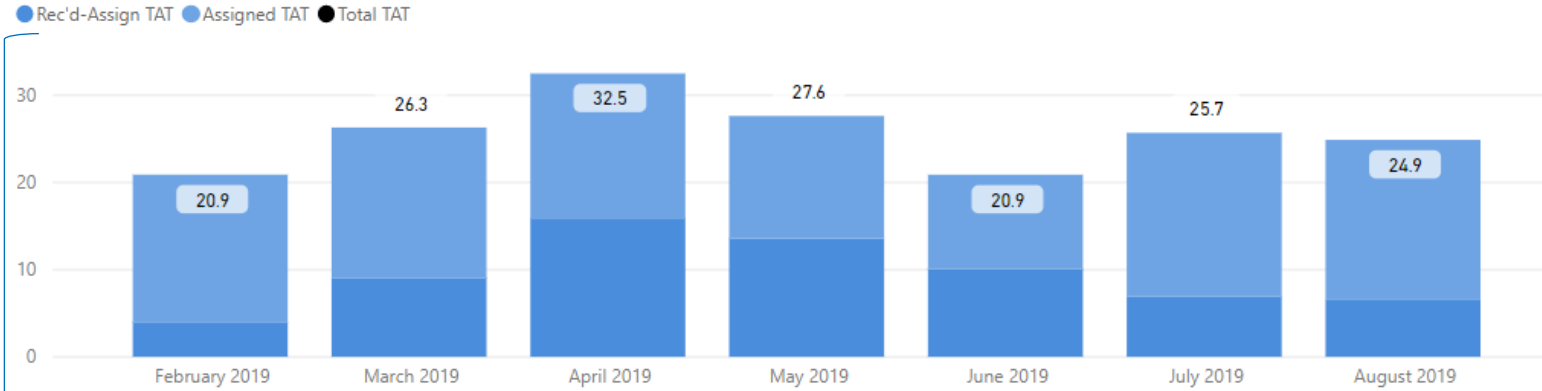
TAT= Turnaround Time MTD= Month to date Backlogged Requests = Requests open over 30 days

Key for Dashboard Historical Pages 1/2

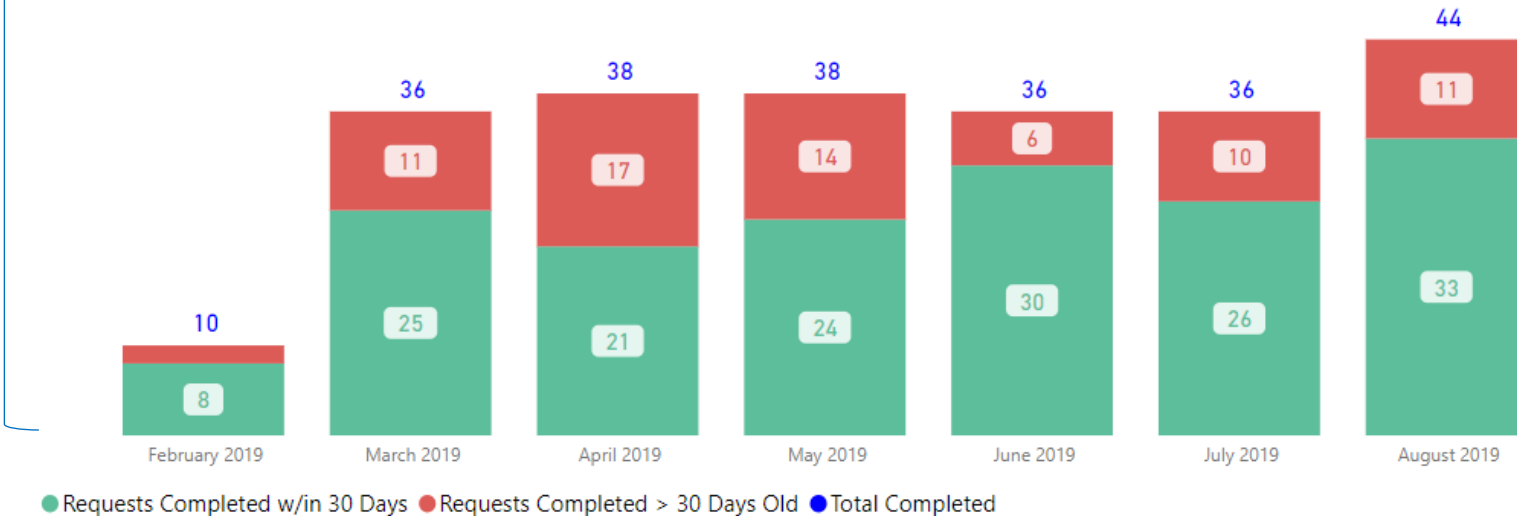
Date Range

8/1/2018 8/31/2019

Total TAT by Month



Requests Completed



Type of testing

Request Type

Firearms Examination

Priority Type

All

Report type

Selected Time Frame Averages

26.11
Total TAT (Rec'd-Compl.) Avg

16.08
Assigned TAT (Asgmt.-Compl.) Avg

Overall average for the selected date range

Received to Complete


238
Requests Completed

71
Requests Completed > 30 Days Old

29.83 %
% Completed > 30 Days Old

Requests more than 30 days old are considered to be backlogged requests

Data broken down by month



TAT= Turnaround Time

Key for Dashboard Historical Pages 2/2

Type of testing →

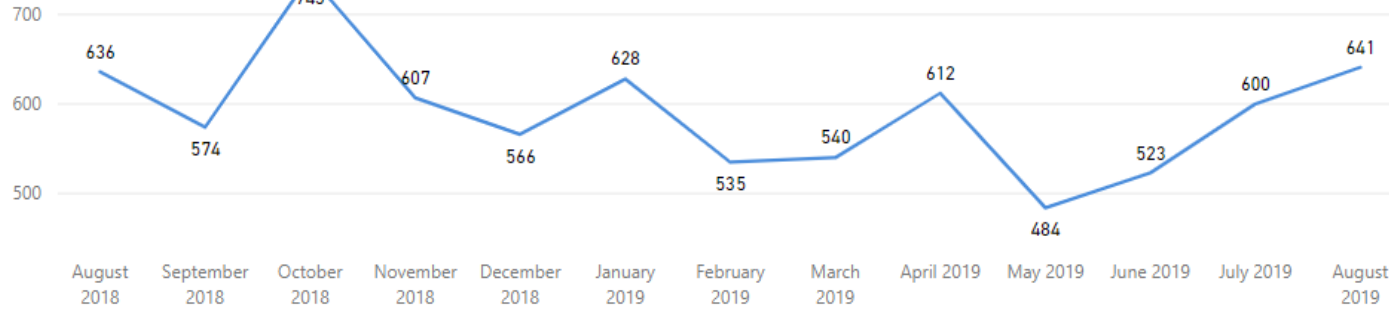
Service: Seized Drugs Examination
 Priority Type: All

Report type

Received Filter

8/1/2018 8/31/2019

Received by Month



Total Received

7,689

Received per Month (Avg)*

591

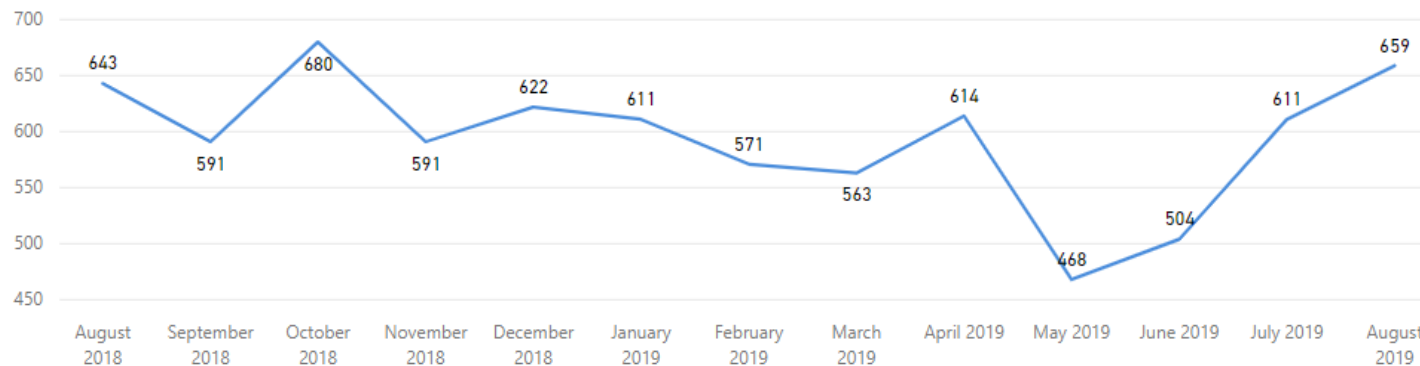
Overall average for the selected date range

Data broken down by month

Completed Filter

8/1/2018 8/31/2019

Completed by Month



Total Completed


7,728

Completed per Month (Avg)*


594

Overall average for the selected date range

* months with zero activity are not calculated into the average




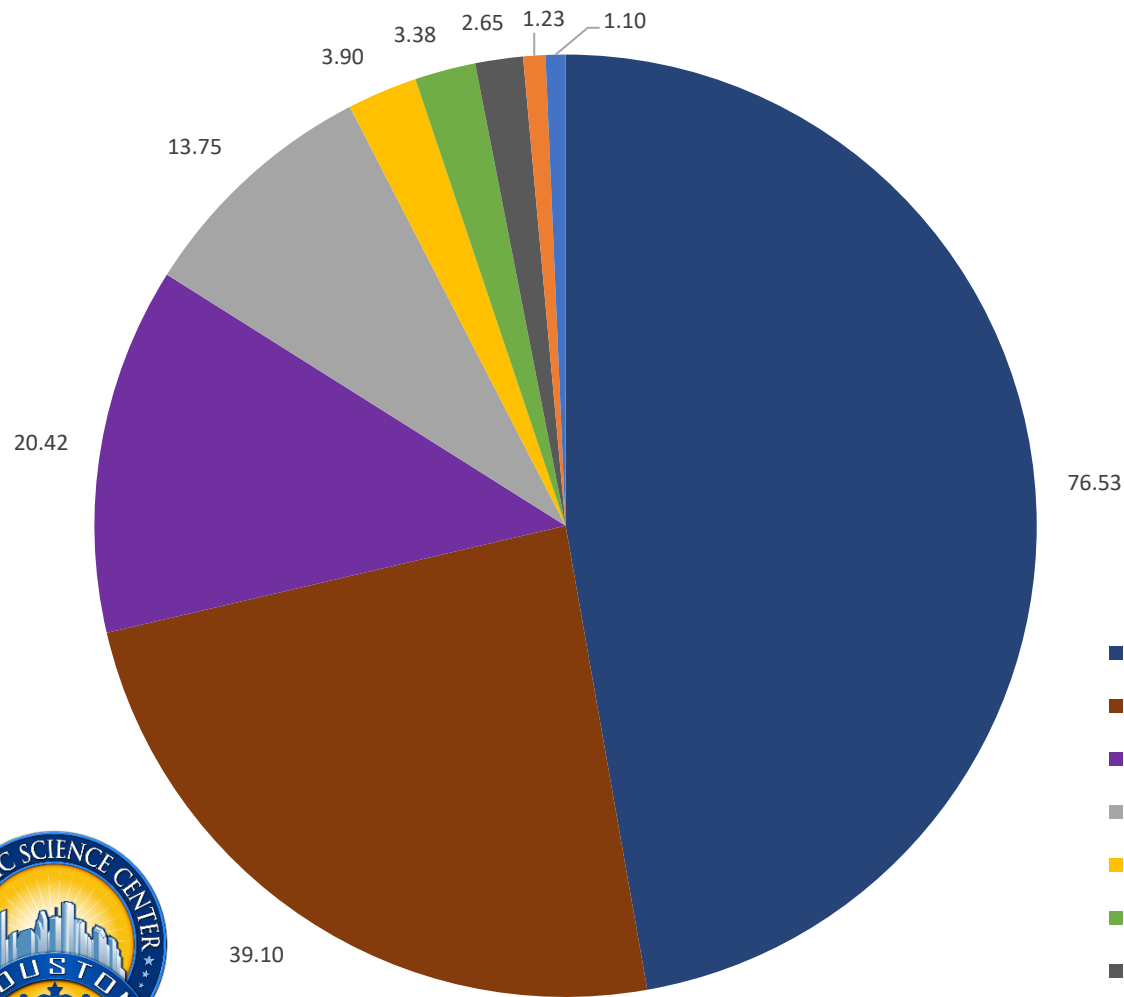
Client Services and Case Management (CS/CM)



CS/CM – October

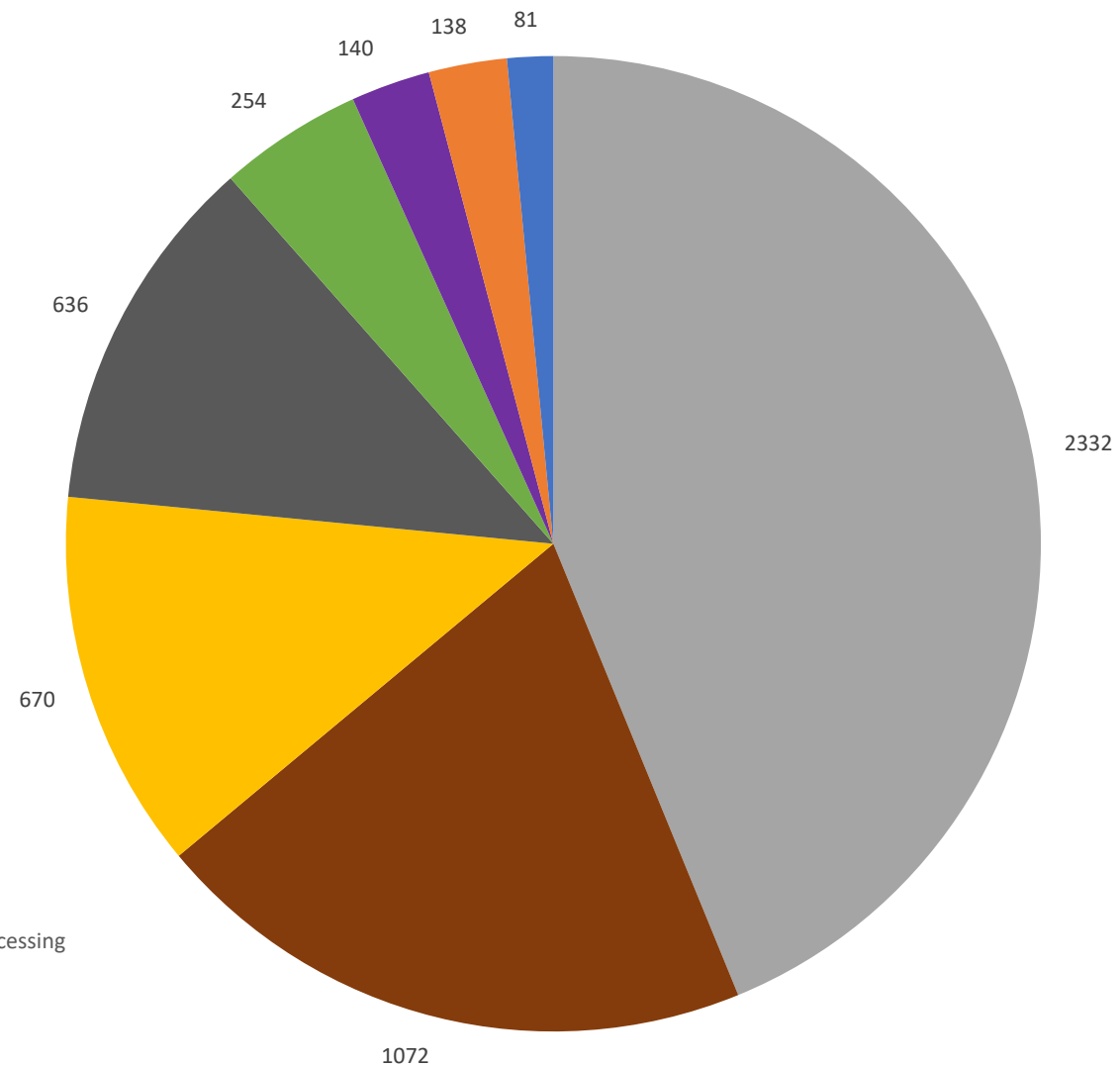
Total Time by Section (Hours)

See Time Categories by Section slide for breakdown



Evidence Handling


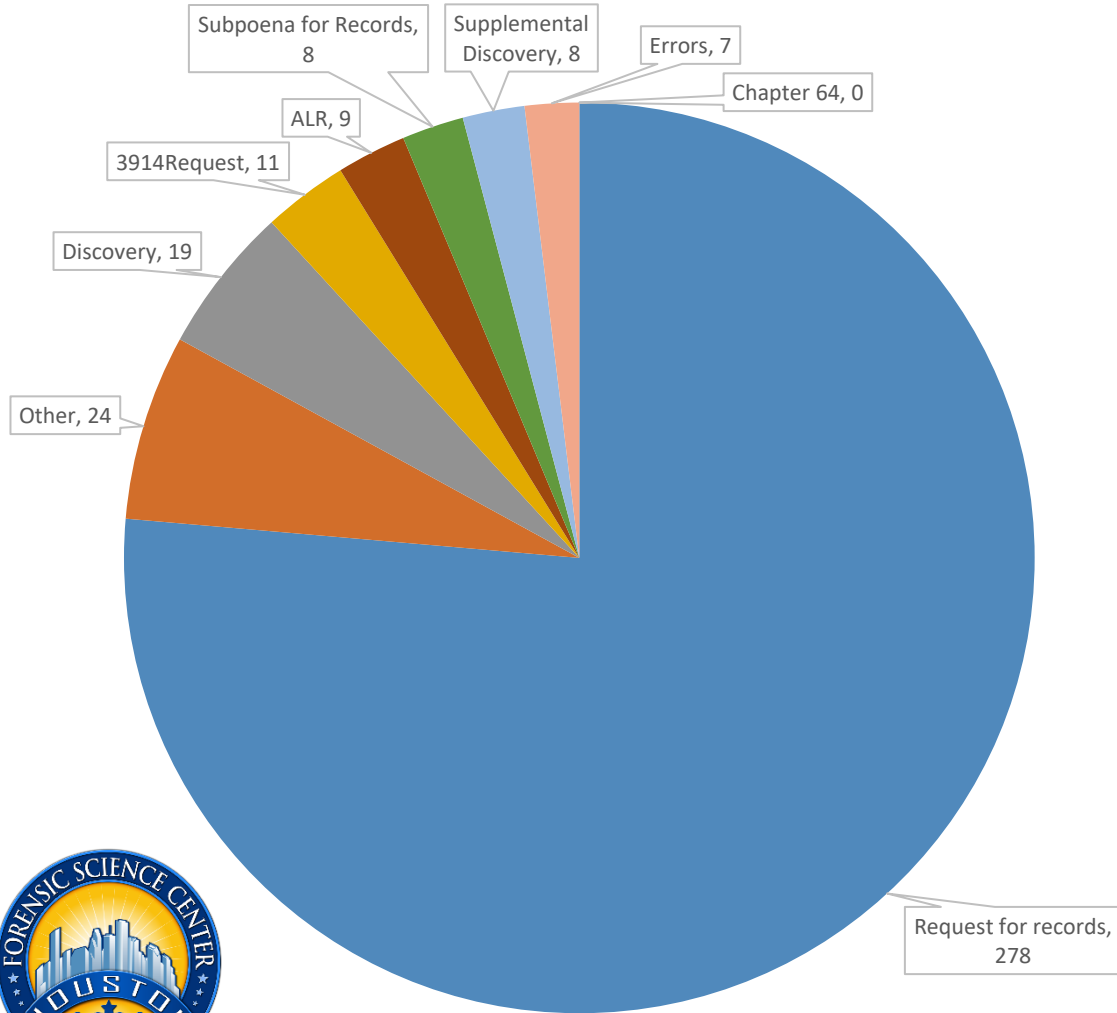
Total Items by Section



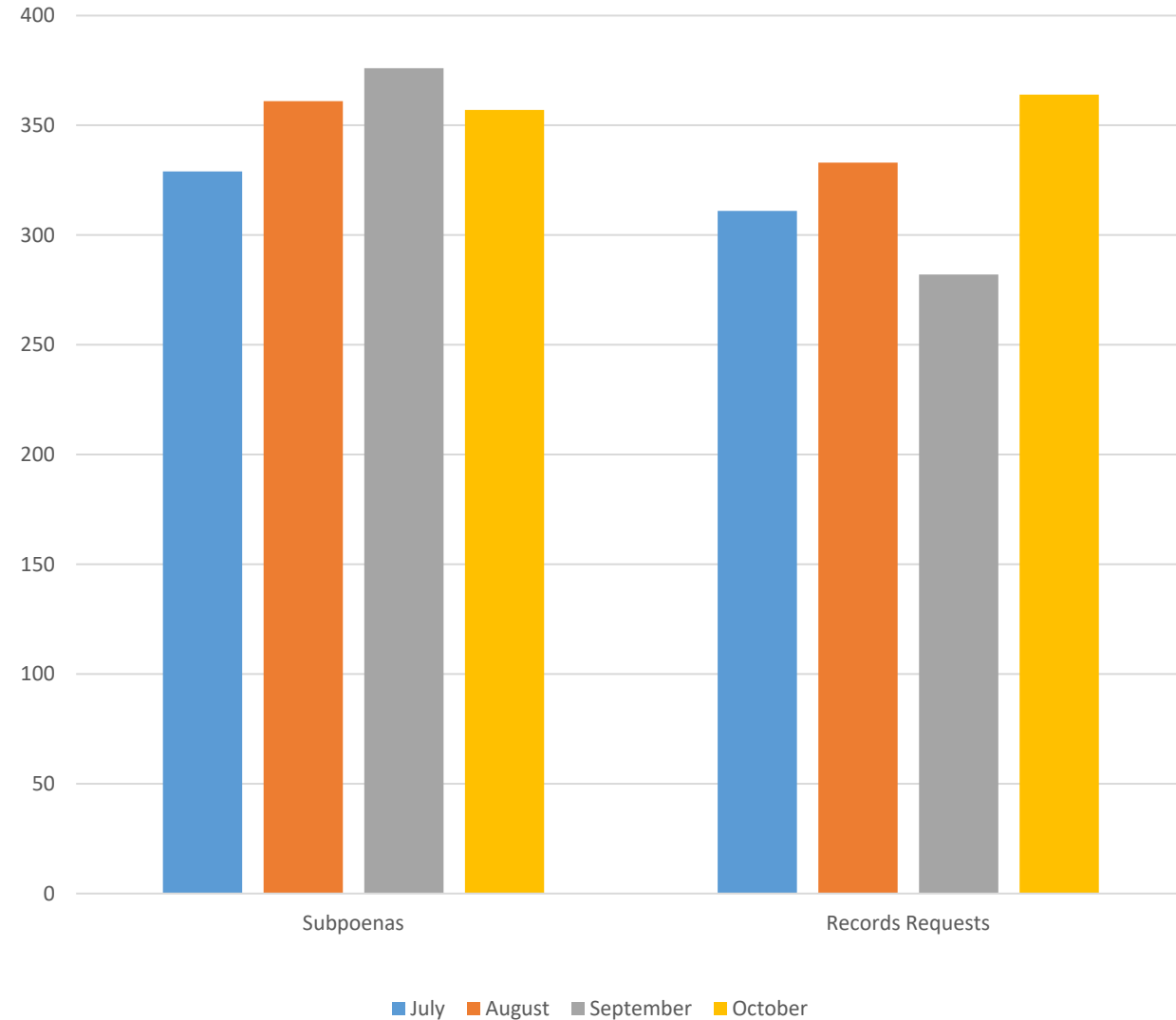
CS/CM – October

Administrative

Requests by Type


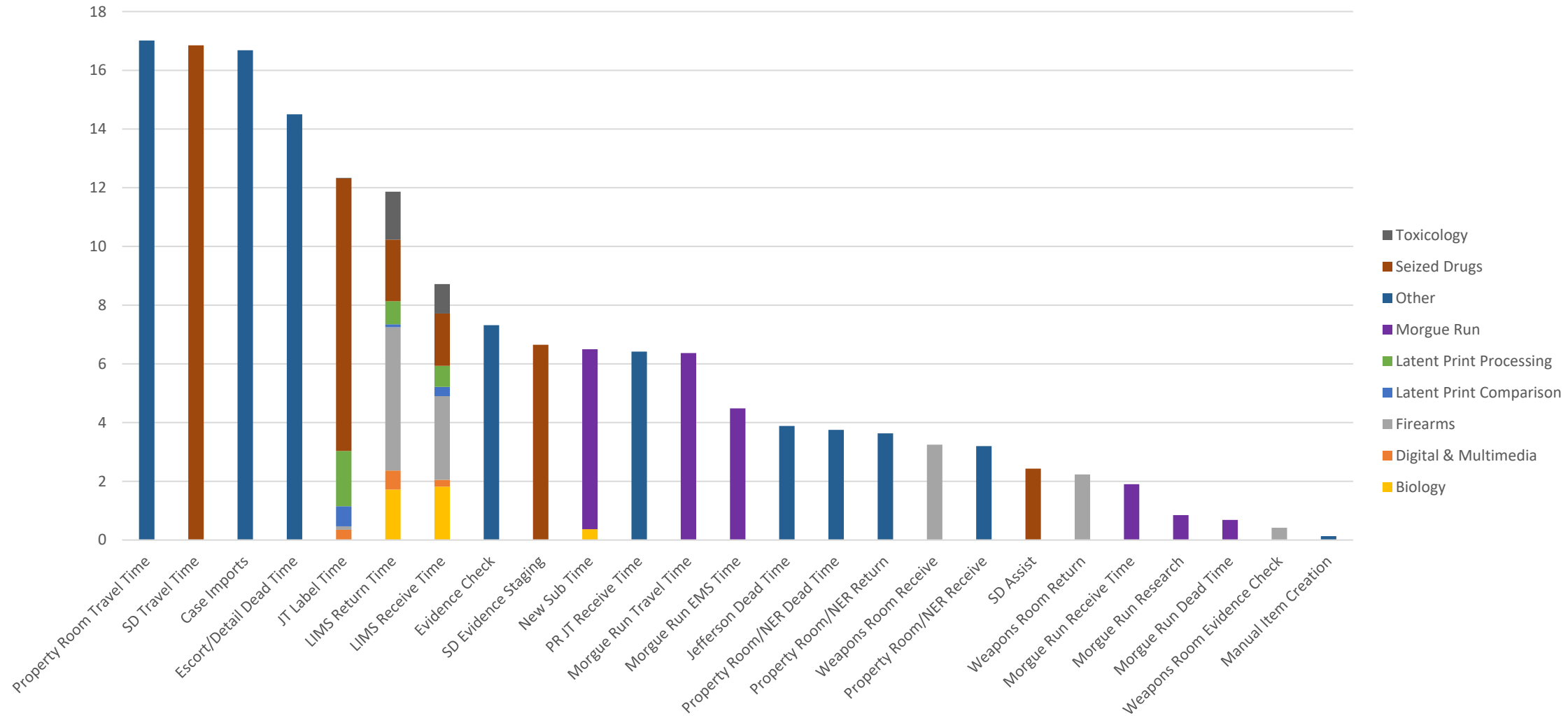


Subpoenas & Records Requests



Time Categories – October

Evidence Handling



Service

CSCM Tox Accession

Priority Type

All

Backlogged Requests: 0

Avg Age of Backlog (days): (Blank)

Longest Time in Phase (Pending)



of Unassigned

9✓

Goal: 150 (+94%)

Pending Draft

0✓

Goal: 3 (+100%)

Pending Admin

3✓

Goal: 60 (+95%)

Goal= Threshold for the max # of requests in each bucket

Pending Requests



Days Old

- 0-15
- 16-30
- 31-60
- 61-90
- 91-120
- >121

Avg Age (days): 1

Overall TAT (MTD)

1.2✓

Goal: 5, 10

Overall TAT (Past 90 Days)

1.4✓

Goal: 5, 10

Accessioning TAT (MTD)

1.1✓

Goal: 5, 10

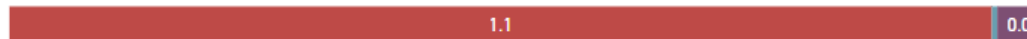
Accessioning TAT (Past 90 Days)

1.2✓

Goal: 5, 10

Accessioning TAT is TAT for request received to assigned.

TAT by Phase of Work (MTD)




● Assign TAT ● Draft TAT ● Admin Review TAT


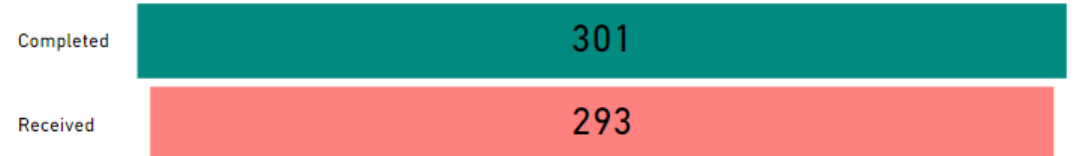
TAT by Phase of Work (Past 90 Days)



Month to Date



30 Day Avg (Over Past 90 Days)



Date Range

10/1/2022 10/31/2023

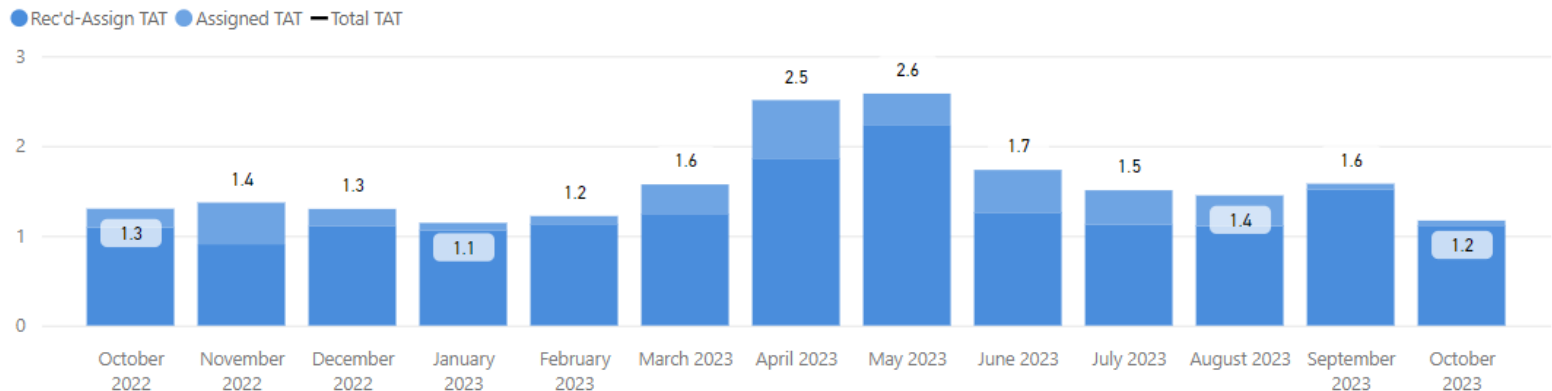
Request Type

CSCM Tax Accession ▼

Priority Type

All ▼

Total TAT by Month

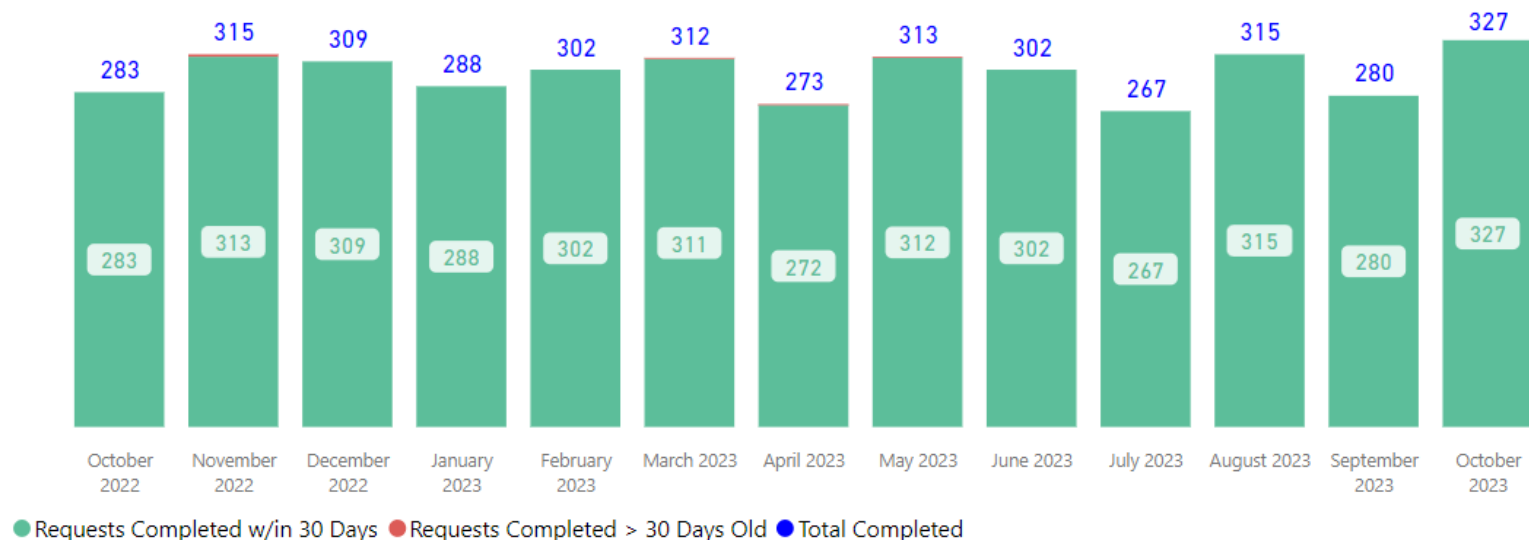


Selected Time Frame Averages

1.57
Total TAT (Rec'd-Compl.) Avg

0.28
Assigned TAT (Asgmt.-Compl.) Avg

Requests Completed



Received to Complete

3886
Requests Completed

5
Requests Completed > 30 Days Old

0.13 %
% Completed > 30 Days Old

Requests more than 30 days old are considered to be backlogged requests



Service

Priority Type

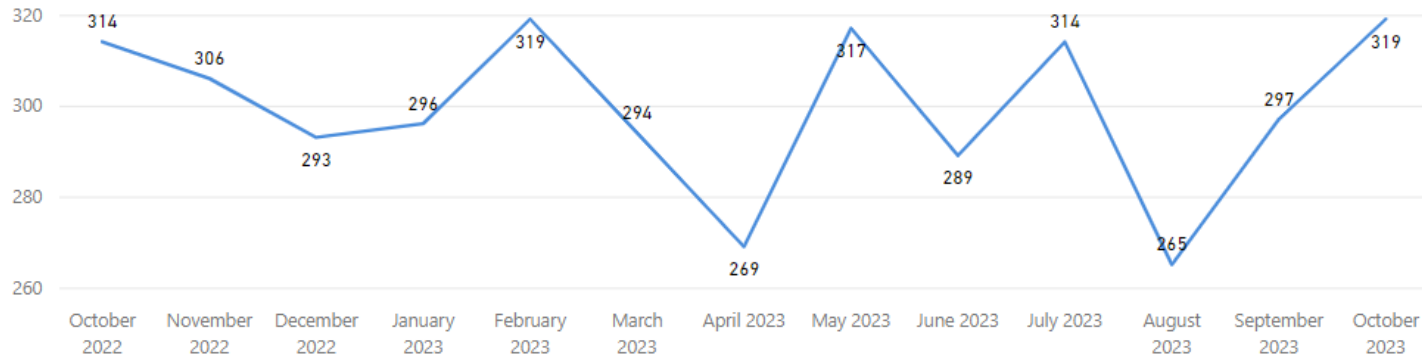
CSCM Tax Accession

All

Received Filter

10/1/2022 10/31/2023

Received by Month



Total Received

3,892

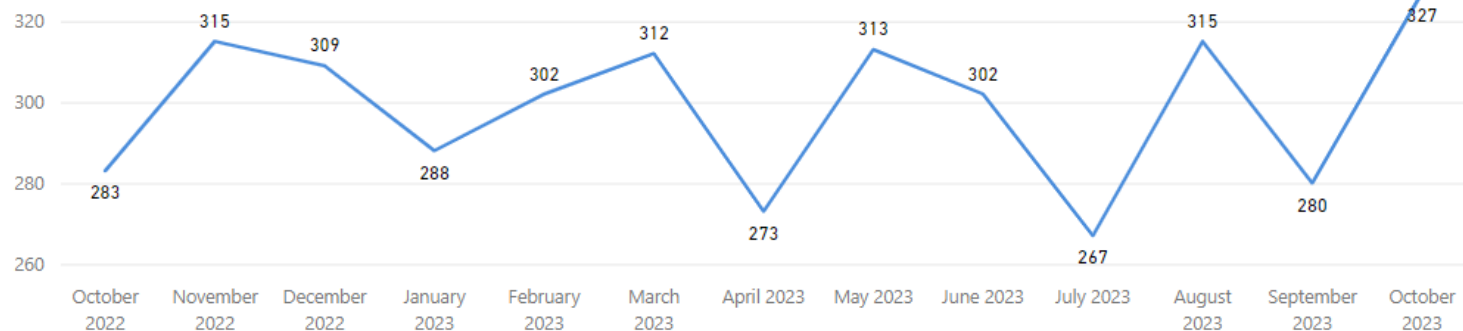
Received per Month (Avg)*

299

Completed Filter

10/1/2022 10/31/2023

Completed by Month




Total Completed

3,886

Completed per Month (Avg)*

299

* months with zero activity are not calculated into the average



Service

CSCM Tax Rejection

Priority Type

All

Backlogged Requests: 0

Avg Age of Backlog (days): (Blank)

Longest Time in Phase (Pending)

Unassigned	0
Draft	0
Admin	0

of Unassigned

0 ✓

Goal: 3 (+100%)

Pending Draft

0 ✓

Goal: 5 (+100%)

Pending Admin

0 ✓

Goal: 10 (+100%)

Goal= Threshold for the max # of requests in each bucket

Pending Requests

0

Avg Age (days): (Blank)

Days Old

- 0-15
- 16-30
- 31-60
- 61-90
- 91-120
- >121

Overall TAT (MTD)

0.1 ✓

Goal: 5, 10

Overall TAT (Past 90 Days)

0.4 ✓

Goal: 5, 10

Accessioning TAT (MTD)

0.0 ✓

Goal: 5, 10

Accessioning TAT (Past 90 Days)

0.0 ✓

Goal: 5, 10

Accessioning TAT is TAT for request received to assigned.

TAT by Phase of Work (MTD)




● Assign TAT ● Draft TAT ● Admin Review TAT



TAT by Phase of Work (Past 90 Days)



Month to Date



30 Day Avg (Over Past 90 Days)

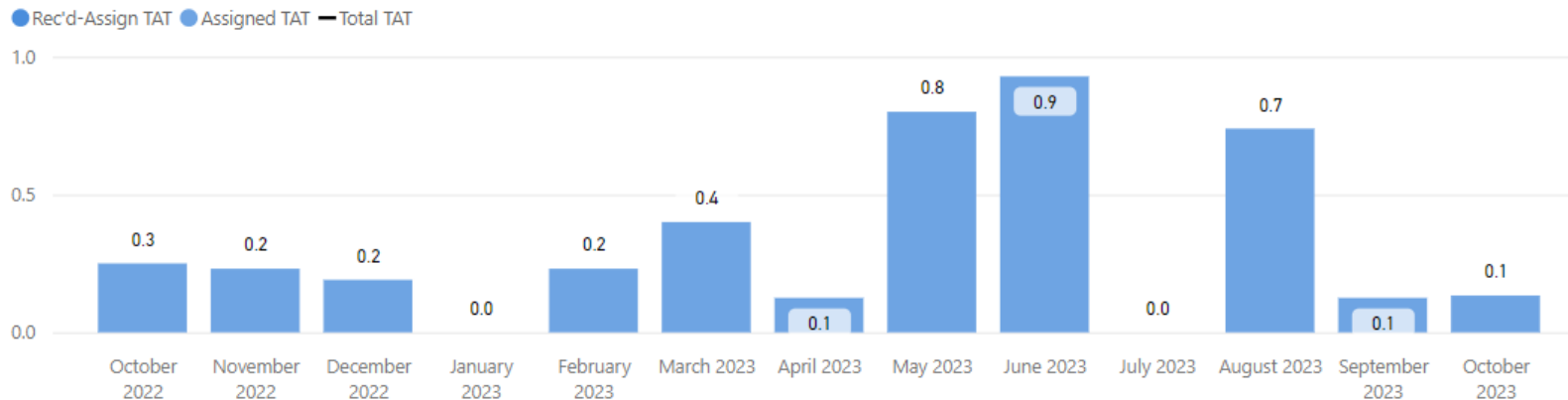


Date Range

10/1/2022

10/31/2023

Total TAT by Month



Request Type

CSCM Tax Rejection

Priority Type

All

Selected Time Frame Averages

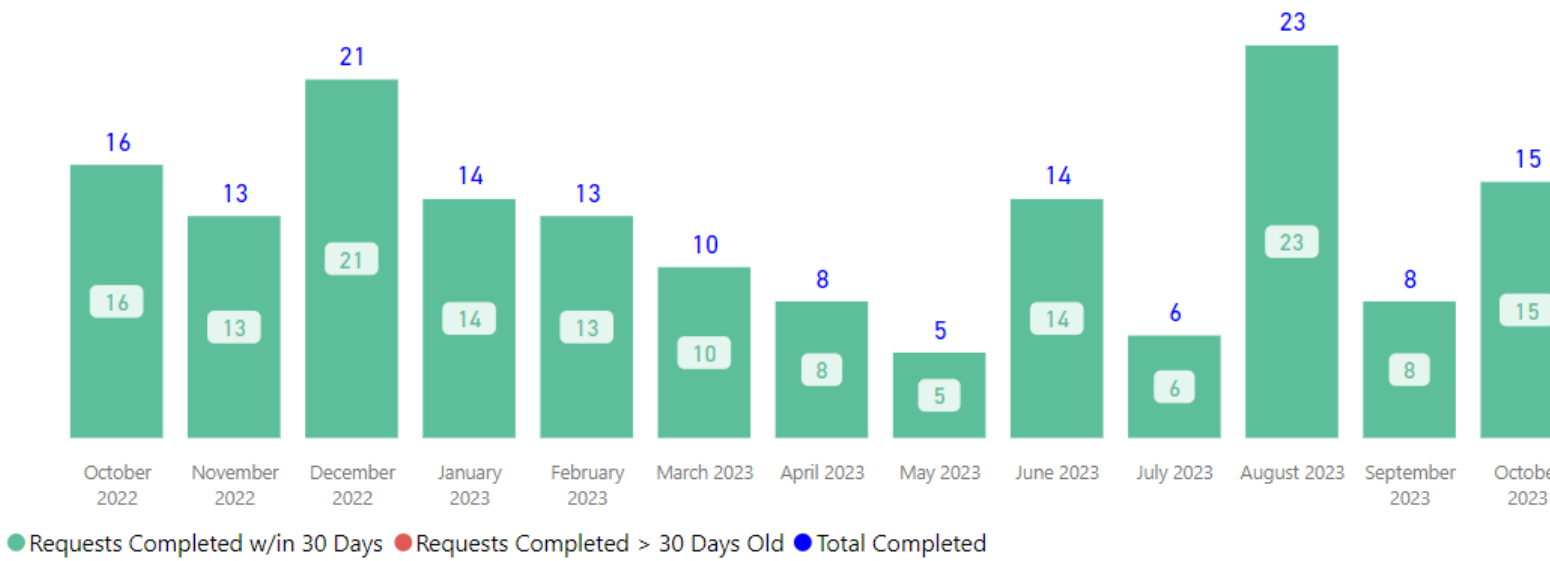
0.34

Total TAT (Rec'd-Compl.) Avg

0.34

Assigned TAT (Asgmt.-Compl.) Avg

Requests Completed



Received to Complete

166

Requests Completed


0

Requests Completed > 30 Days Old

0.00 %

% Completed > 30 Days Old

Requests more than 30 days old are considered to be backlogged requests



Service

CSCM Tax Rejection

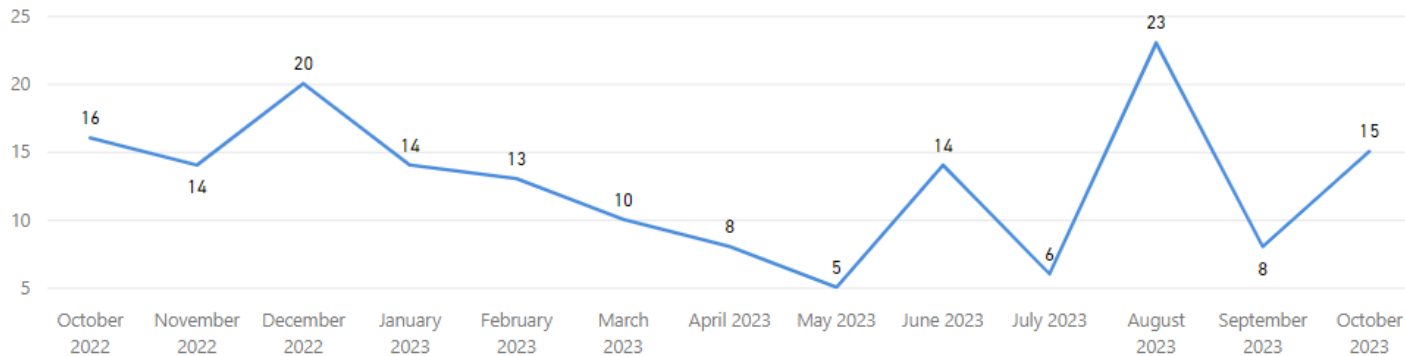
Priority Type

All

Received Filter

10/1/2022 10/31/2023

Received by Month



Total Received

166

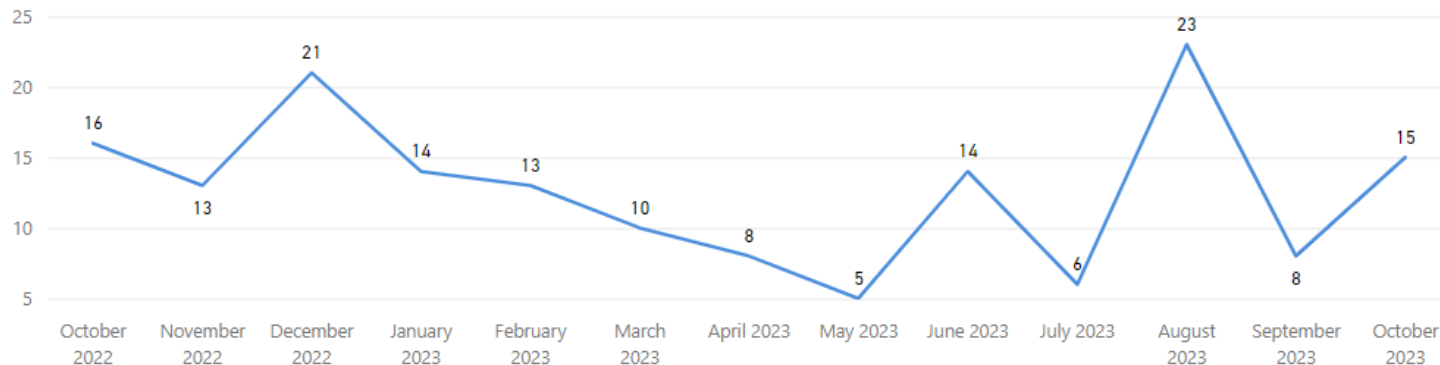
Received per Month (Avg)*

13

Completed Filter

10/1/2022 10/31/2023

Completed by Month




Total Completed

166


Completed per Month (Avg)*

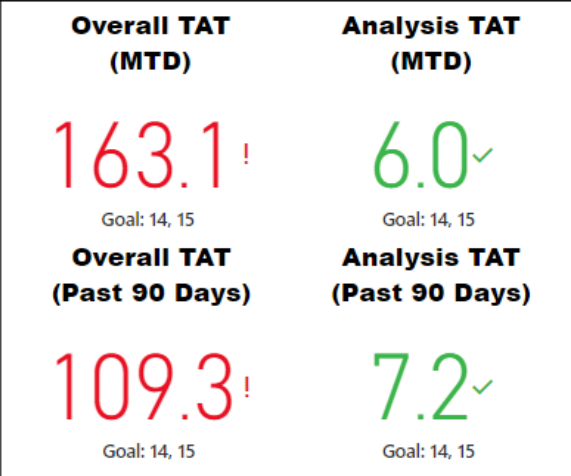
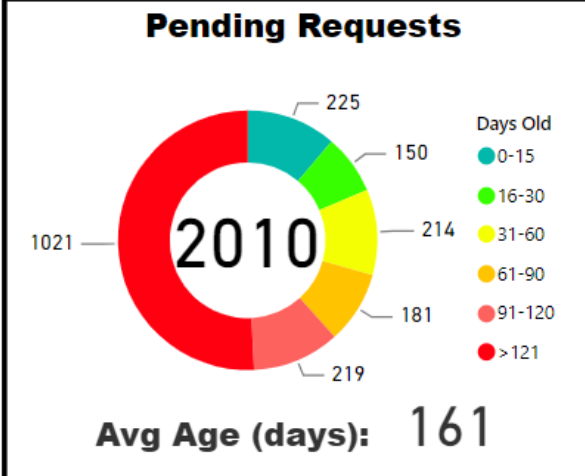
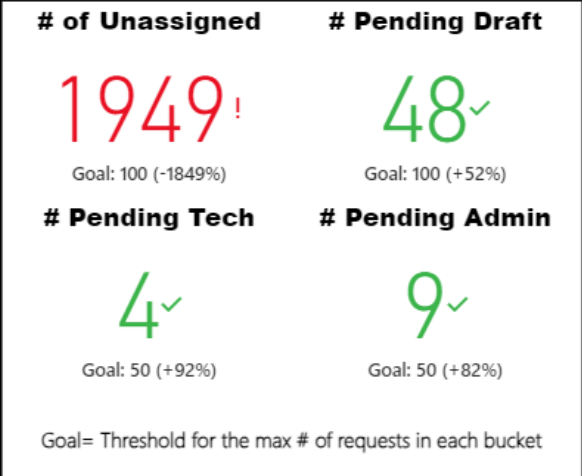
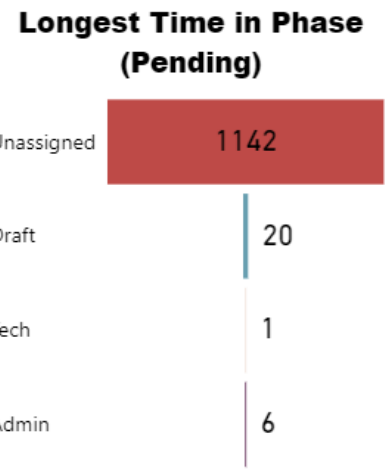
13

* months with zero activity are not calculated into the average

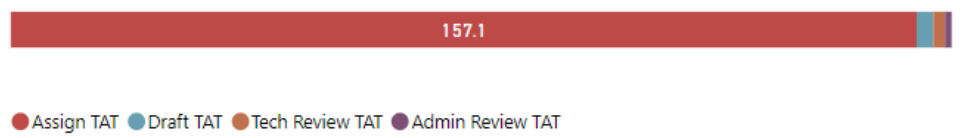


Seized Drugs






TAT by Phase of Work (MTD)





Month to Date



TAT by Phase of Work (Past 90 Days)



30 Day Avg (Over Past 90 Days)



Service

Seized Drugs Examination

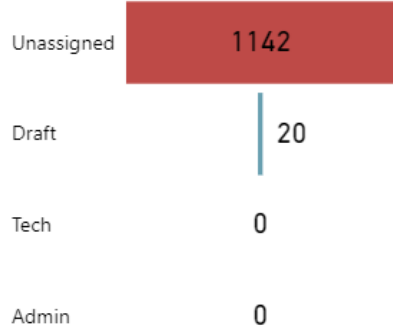
Priority Type

Mari

Backlogged Requests: 268

Avg Age of Backlog (days): 309

Longest Time in Phase (Pending)



of Unassigned # Pending Draft

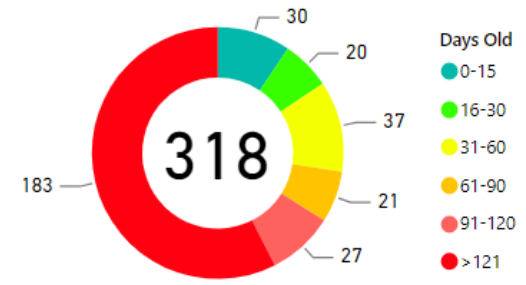
302! Goal: 100 (-202%)
16✓ Goal: 100 (+84%)

Pending Tech # Pending Admin

0✓ Goal: 50 (+100%)
0✓ Goal: 50 (+100%)

Goal= Threshold for the max # of requests in each bucket

Pending Requests



Avg Age (days): 263

Overall TAT (MTD)

189.8!
 Goal: 14, 15

Overall TAT (Past 90 Days)

137.8!
 Goal: 14, 15

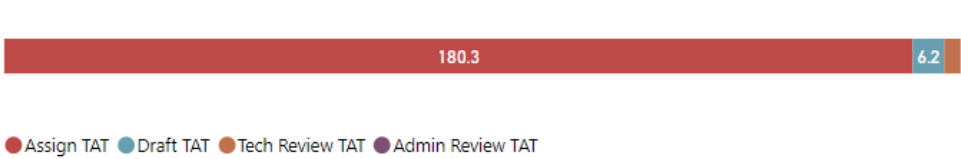
Analysis TAT (MTD)

9.5✓
 Goal: 14, 15


Analysis TAT (Past 90 Days)

8.0✓
 Goal: 14, 15

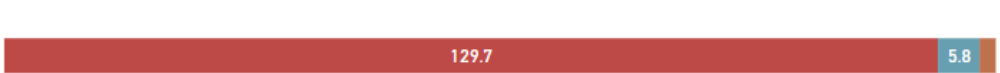
TAT by Phase of Work (MTD)



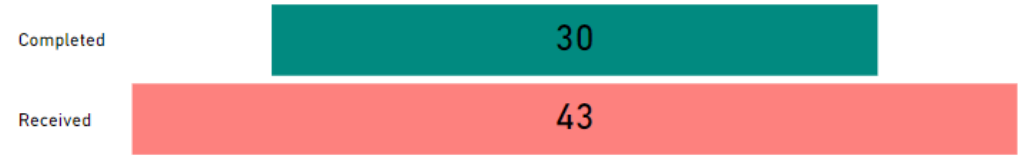
Month to Date



TAT by Phase of Work (Past 90 Days)



30 Day Avg (Over Past 90 Days)



Date Range

10/1/2022 10/31/2023

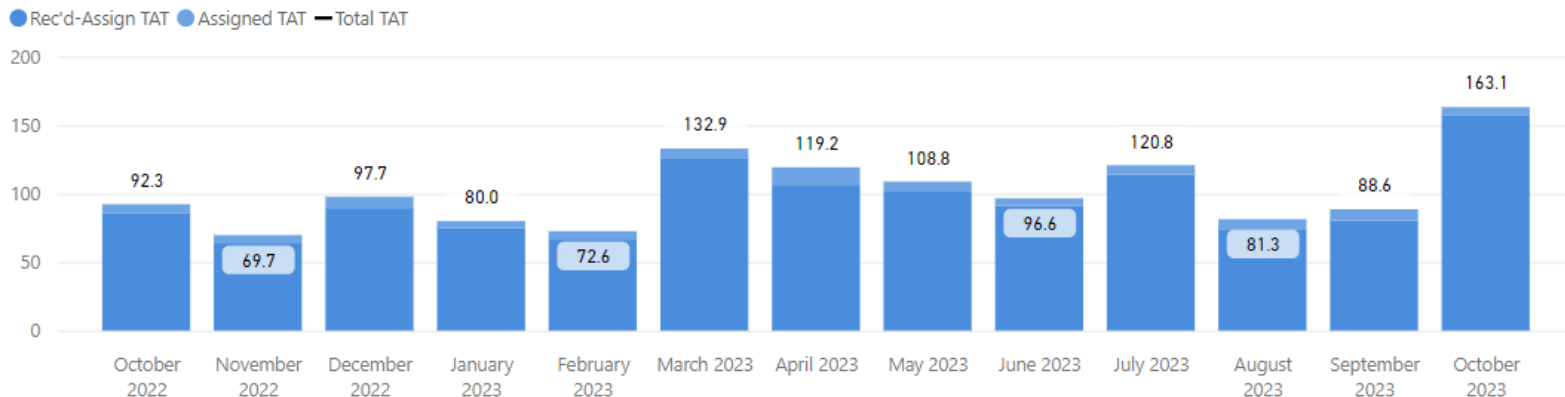
Request Type

Seized Drugs Examination

Priority Type

All

Total TAT by Month



Selected Time Frame Averages

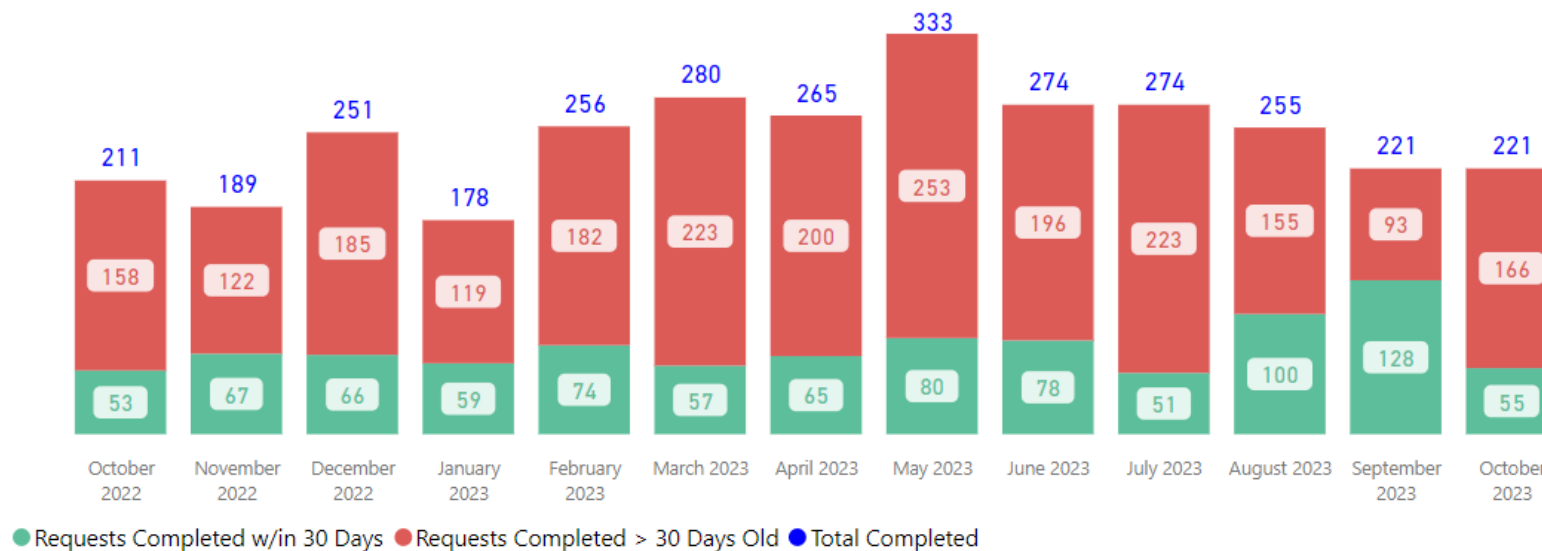
103.16

Total TAT (Rec'd-Compl.) Avg

7.24

Assigned TAT (Asgmt.-Compl.) Avg

Requests Completed



Received to Complete

3208

Requests Completed


2275

Requests Completed > 30 Days Old

70.92 %

% Completed > 30 Days Old

Requests more than 30 days old are considered to be backlogged requests



Service

Seized Drugs Examination

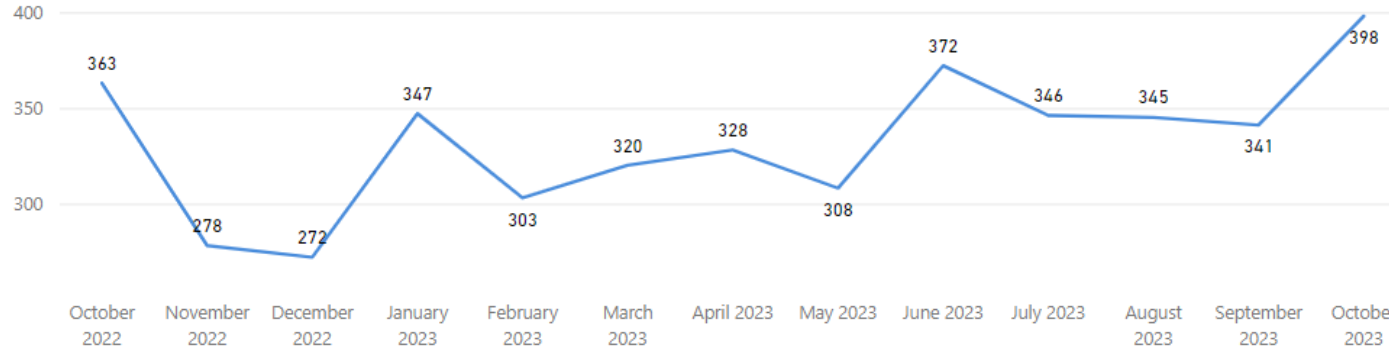
Priority Type

All

Received Filter

10/1/2022 10/31/2023

Received by Month



Total Received

4,321

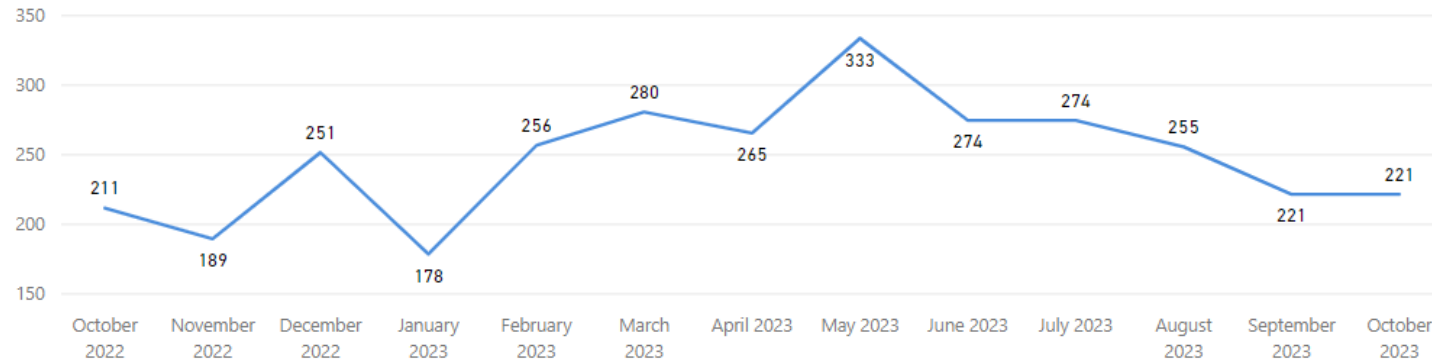
Received per Month (Avg)*

332

Completed Filter

10/1/2022 10/31/2023

Completed by Month




Total Completed

3,208


Completed per Month (Avg)*

247

* months with zero activity are not calculated into the average



Toxicology



Service

Blood Alcohol

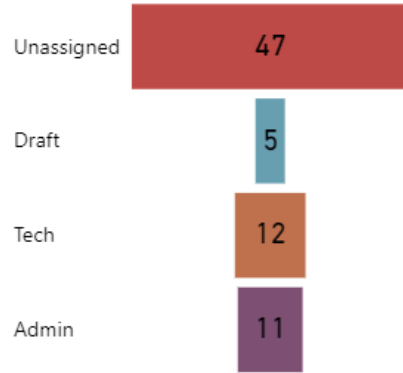
Priority Type

All

Backlogged Requests: 187

Avg Age of Backlog (days): 41

Longest Time in Phase (Pending)



of Unassigned

180!

Goal: 50 (-260%)

Pending Draft

51✓

Goal: 120 (+57.5%)

Pending Tech

140!

Goal: 90 (-55.56%)

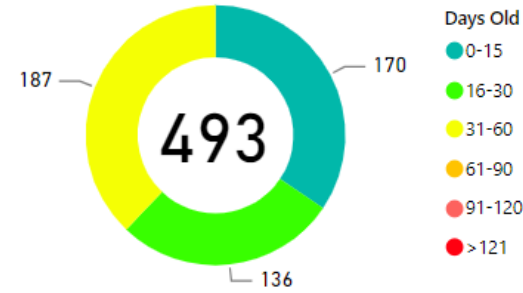
Pending Admin

122!

Goal: 90 (-35.56%)

Goal= Threshold for the max # of requests in each bucket

Pending Requests



Avg Age (days): 25

Overall TAT (MTD)

50.0!

Goal: 30, 31

Overall TAT (Past 90 Days)

46.1!

Goal: 30, 31

Analysis TAT (MTD)

17.5✓


Goal: 30, 31

Analysis TAT (Past 90 Days)


17.5✓

Goal: 30, 31

TAT by Phase of Work (MTD)





Month to Date



TAT by Phase of Work (Past 90 Days)



30 Day Avg (Over Past 90 Days)



Date Range

10/1/2022

10/31/2023

Request Type

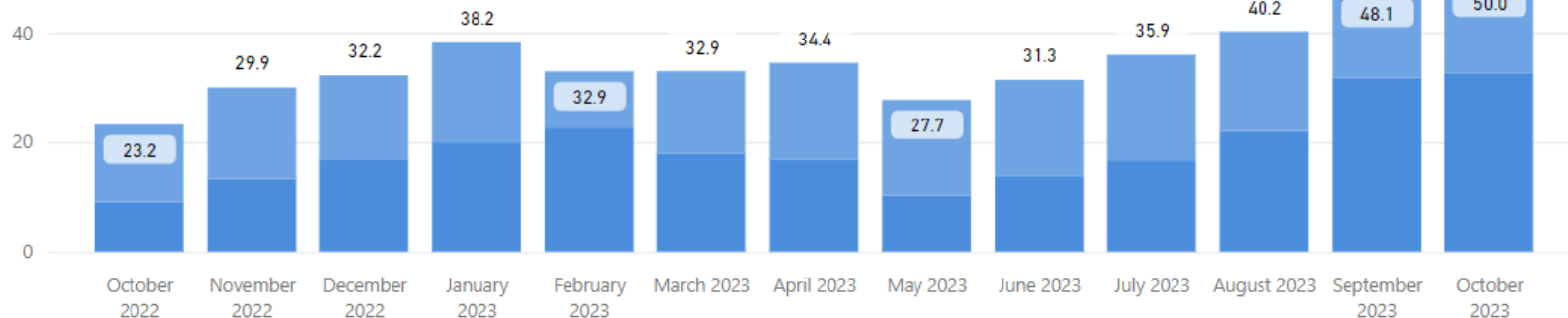
Blood Alcohol

Priority Type

All

Total TAT by Month

● Rec'd-Assign TAT ● Assigned TAT — Total TAT



Selected Time Frame Averages

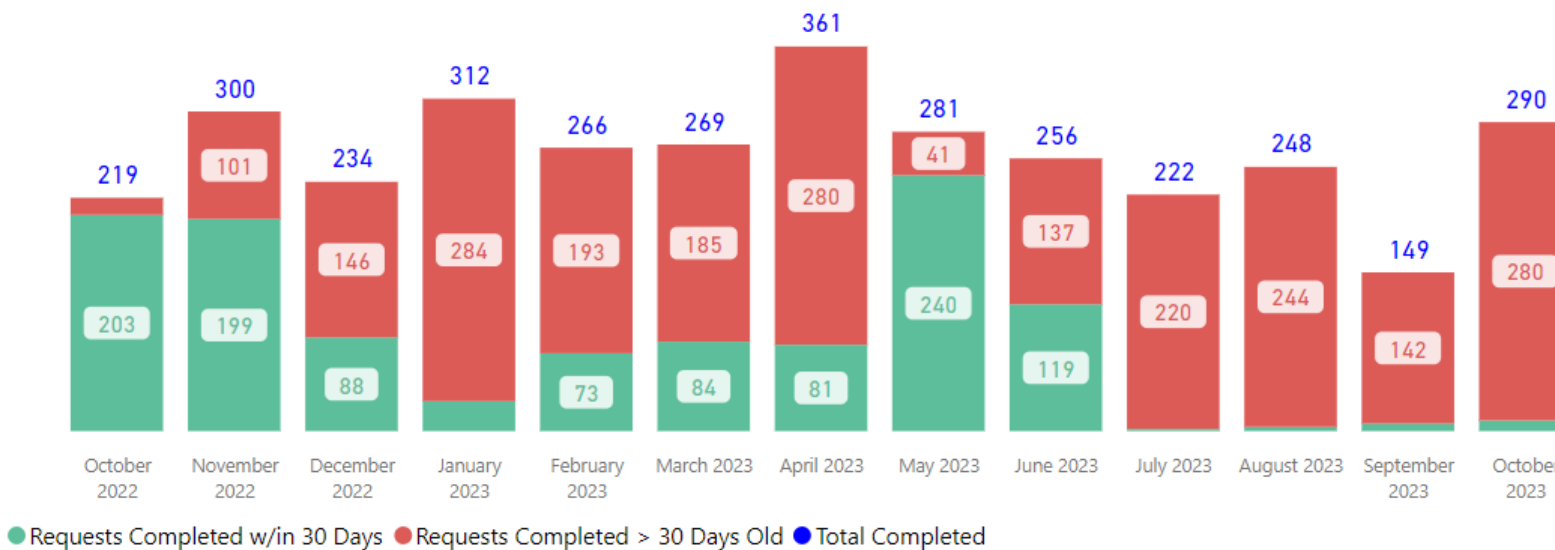
34.91

Total TAT (Rec'd-Compl.) Avg

16.48

Assigned TAT (Asgmt.-Compl.) Avg

Requests Completed



Received to Complete

3407

Requests Completed


2269

Requests Completed > 30 Days Old

66.60 %

% Completed > 30 Days Old

Requests more than 30 days old are considered to be backlogged requests



Service

Priority Type

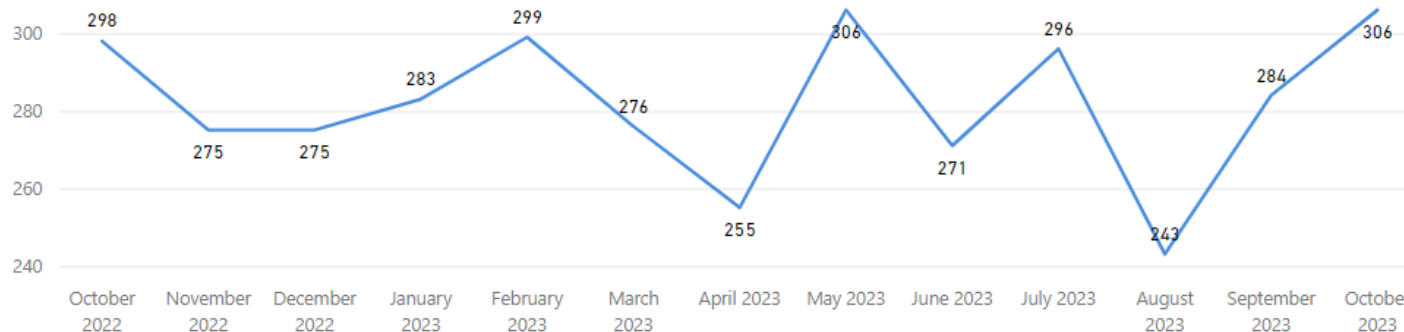
Blood Alcohol

All

Received Filter

10/1/2022 10/31/2023

Received by Month



Total Received

3,667

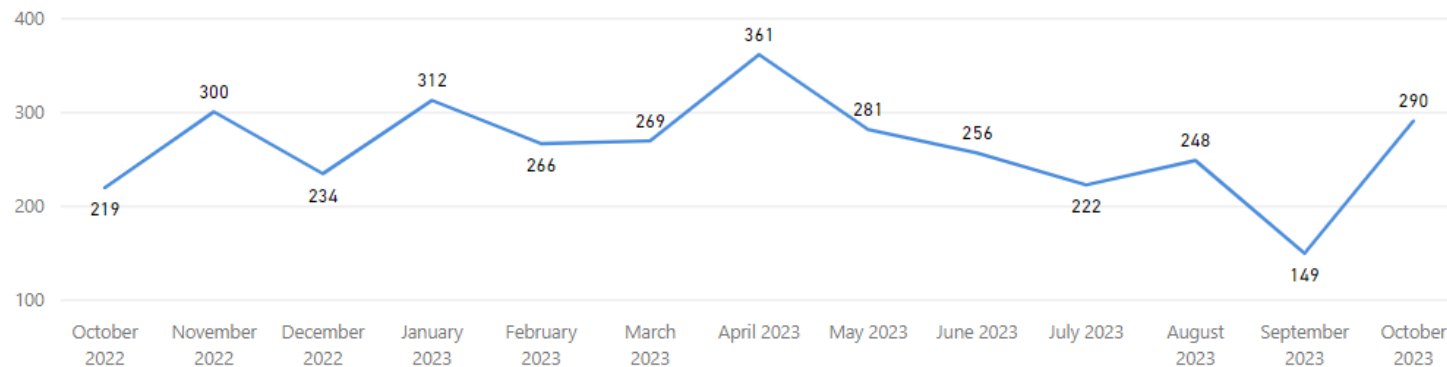
Received per Month (Avg)*

282

Completed Filter

10/1/2022 10/31/2023

Completed by Month




Total Completed

3,407

Completed per Month (Avg)*

262

* months with zero activity are not calculated into the average



Service

Toxicology

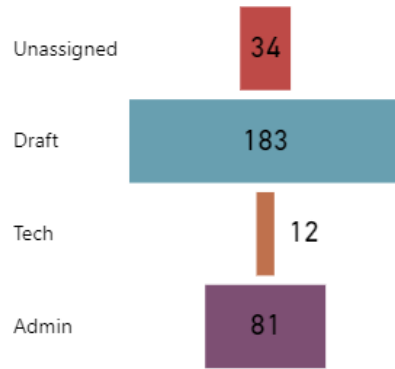
Priority Type

All

Backlogged Requests: 181

Avg Age of Backlog (days): 109

Longest Time in Phase (Pending)



of Unassigned

14✓

Goal: 120 (+88.33%)

Pending Draft

177!

Goal: 30 (-490%)

Pending Tech

3✓

Goal: 30 (+90%)

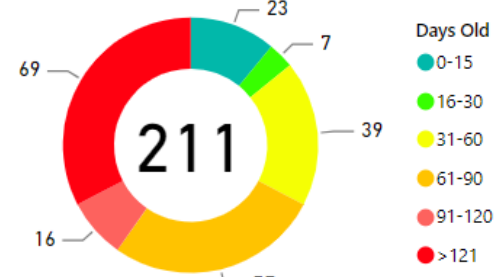
Pending Admin

17✓

Goal: 30 (+43.33%)

Goal= Threshold for the max # of requests in each bucket

Pending Requests



Avg Age (days): 95

Overall TAT (MTD)

212.2!

Goal: 90, 91

Overall TAT (Past 90 Days)

232.3!

Goal: 90, 91

Analysis TAT (MTD)

123.0!

Goal: 90, 91

Analysis TAT (Past 90 Days)

117.1!

Goal: 90, 91

TAT by Phase of Work (MTD)



● Assign TAT ● Draft TAT ● Tech Review TAT ● Admin Review TAT

TAT by Phase of Work (Past 90 Days)



Month to Date

Completed

135

Received

30


30 Day Avg (Over Past 90 Days)

Completed

99

Received

45



Date Range

10/1/2022

10/31/2023

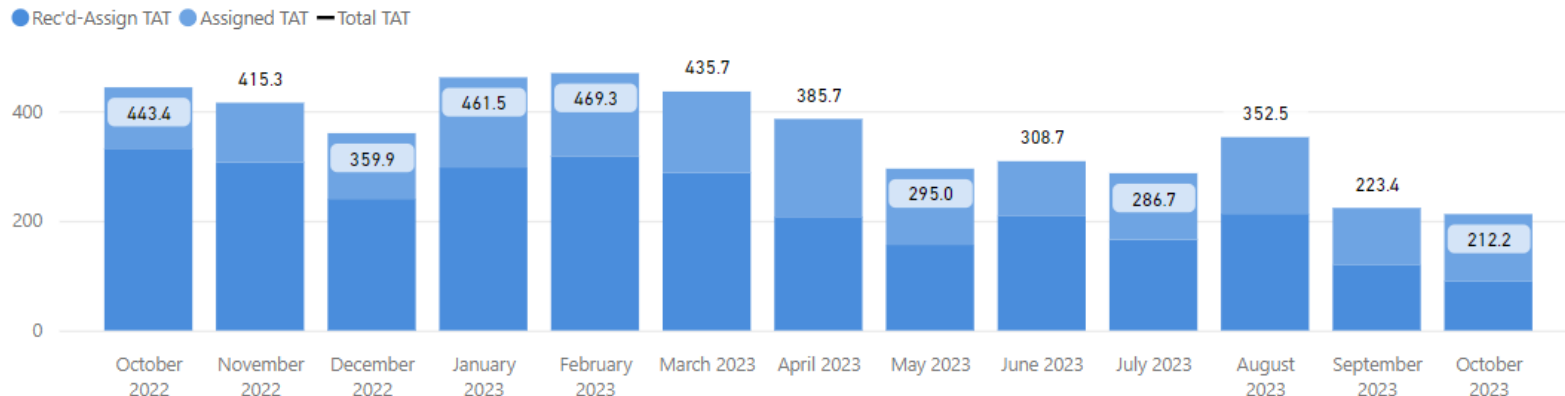
Request Type

Toxicology

Priority Type

All

Total TAT by Month



Selected Time Frame Averages

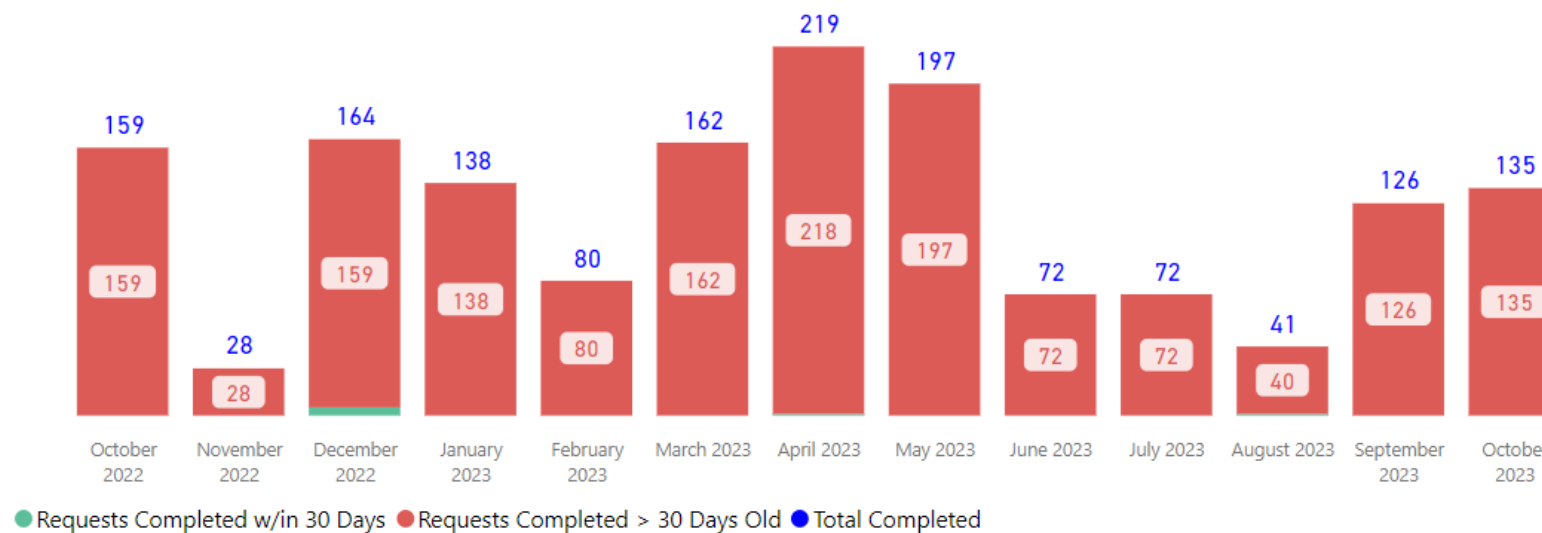
357.60

Total TAT (Rec'd-Compl.) Avg

136.35

Assigned TAT (Asgmt.-Compl.) Avg

Requests Completed



Received to Complete

1593

Requests Completed


1586

Requests Completed > 30 Days Old

99.56 %

% Completed > 30 Days Old

Requests more than 30 days old are considered to be backlogged requests



Service

Priority Type

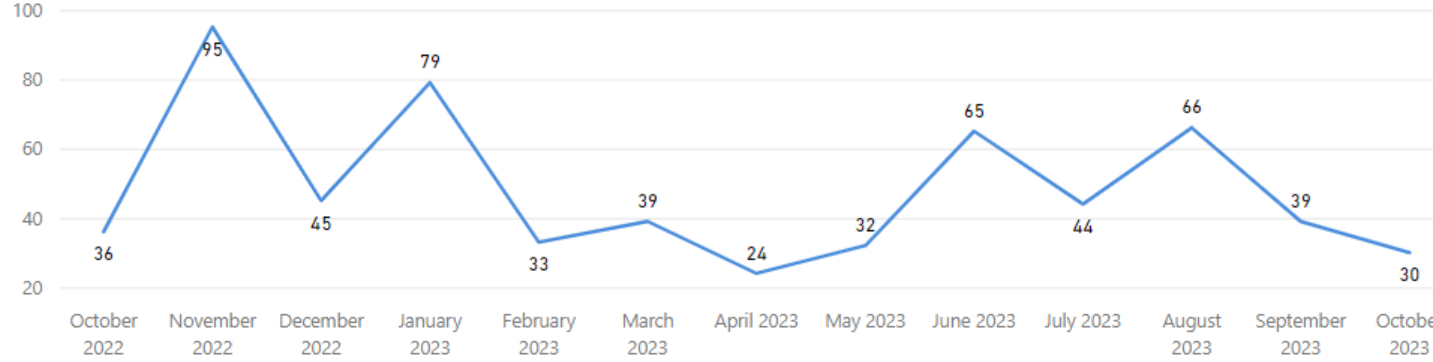
Toxicology

All

Received Filter

10/1/2022 10/31/2023

Received by Month



Total Received

627

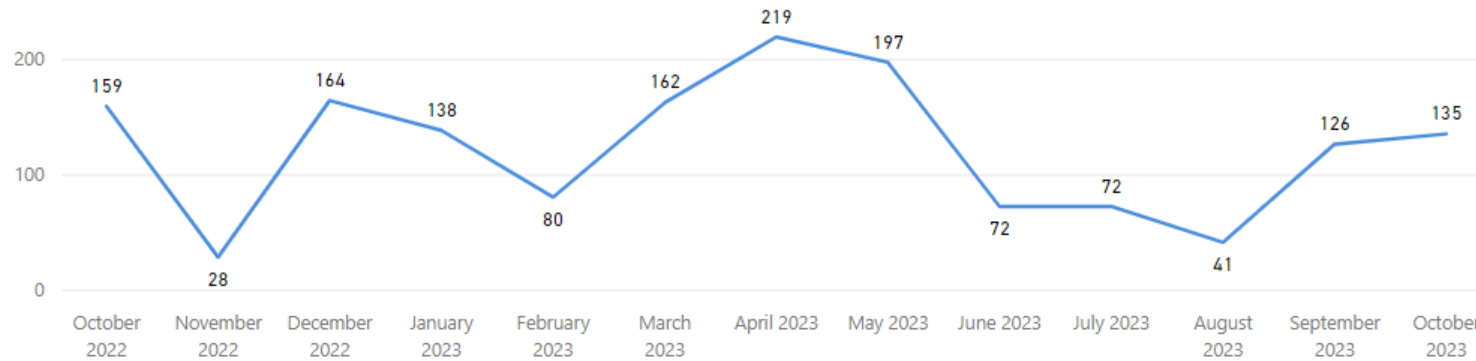
Received per Month (Avg)*

48

Completed Filter

10/1/2022 10/31/2023

Completed by Month




Total Completed

1,593

Completed per Month (Avg)*

123

*** months with zero activity are not calculated into the average**



Firearms



Service

Firearms Examination

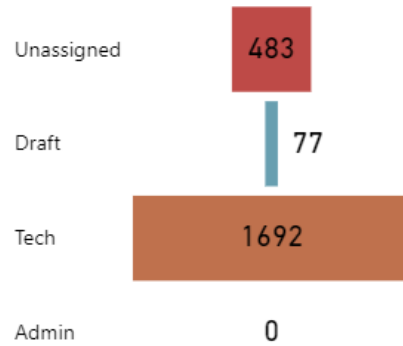
Priority Type

All

Backlogged Requests: 322

Avg Age of Backlog (days): 235

Longest Time in Phase (Pending)



of Unassigned

326!

Goal: 10 (-3160%)

Pending Draft

13✓

Goal: 14 (+7.14%)

Pending Tech

3✓

Goal: 9 (+66.67%)

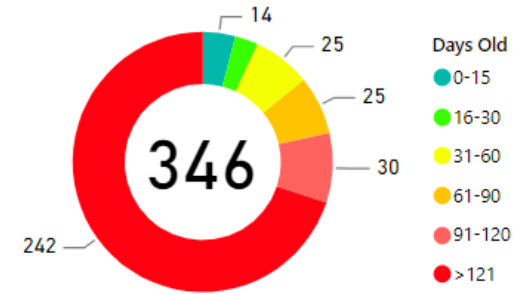
Pending Admin

4✓

Goal: 5 (+20%)

Goal= Threshold for the max # of requests in each bucket

Pending Requests



Avg Age (days): 220

Overall TAT (MTD)

222.7!

Goal: 40, 41

Overall TAT (Past 90 Days)

255.5!

Goal: 40, 41

Analysis TAT (MTD)

81.6!

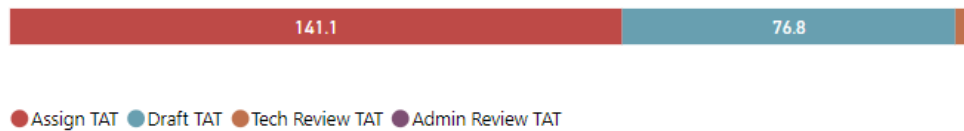
Goal: 40, 41

Analysis TAT (Past 90 Days)


44.4!

Goal: 40, 41

TAT by Phase of Work (MTD)




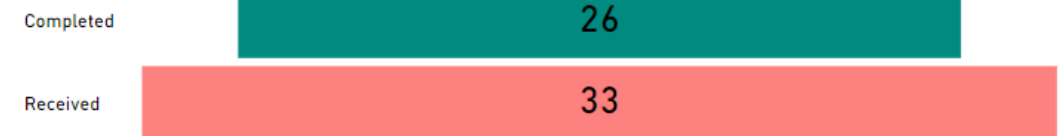
Month to Date



TAT by Phase of Work (Past 90 Days)



30 Day Avg (Over Past 90 Days)



Date Range

10/1/2022 10/31/2023

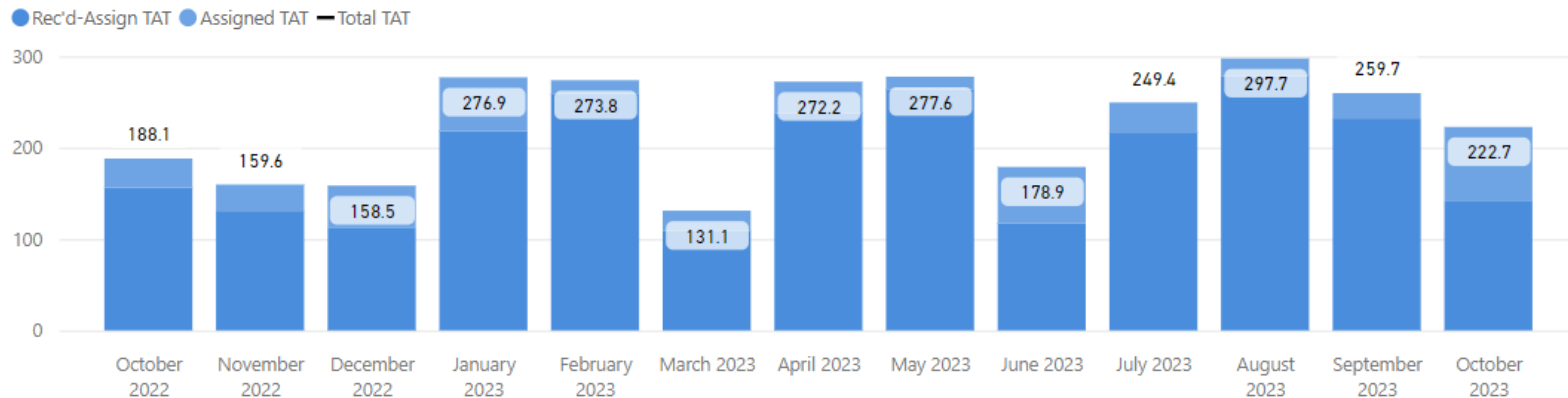
Request Type

Firearms Examination

Priority Type

All

Total TAT by Month



Selected Time Frame Averages

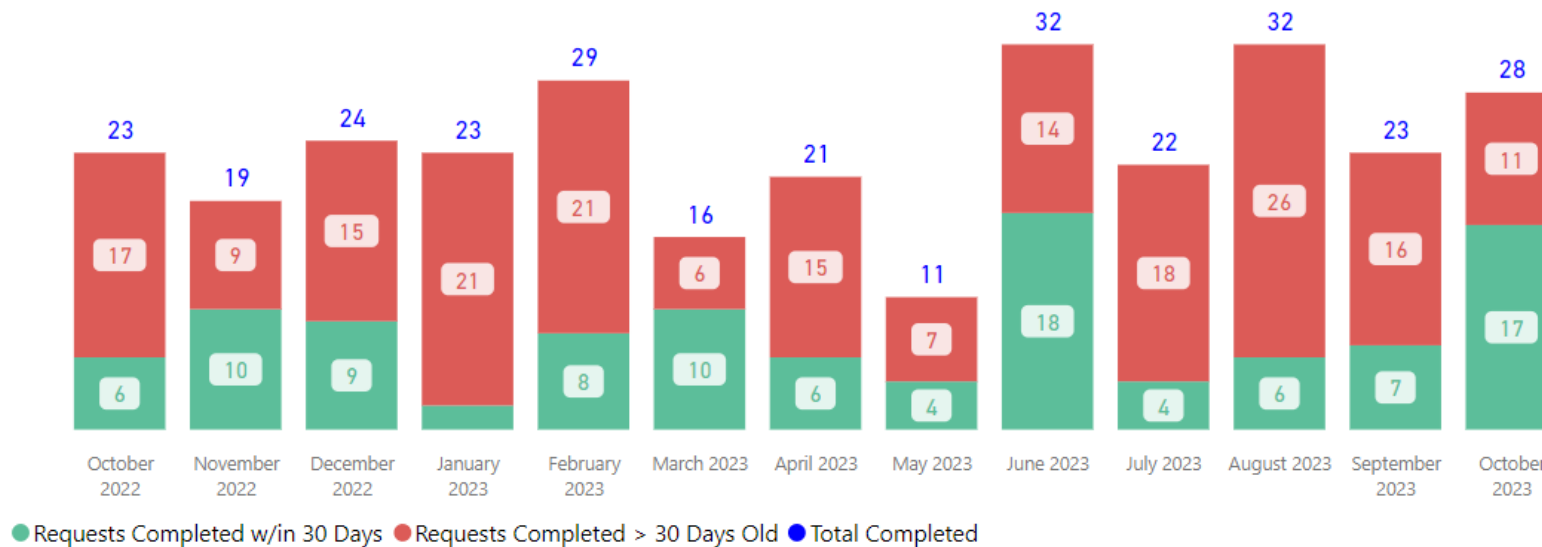
228.66

Total TAT (Rec'd-Compl.) Avg

38.42

Assigned TAT (Asgmt.-Compl.) Avg

Requests Completed



Received to Complete

303

Requests Completed


196

Requests Completed > 30 Days Old

64.69 %

% Completed > 30 Days Old

Requests more than 30 days old are considered to be backlogged requests



Service

Priority Type

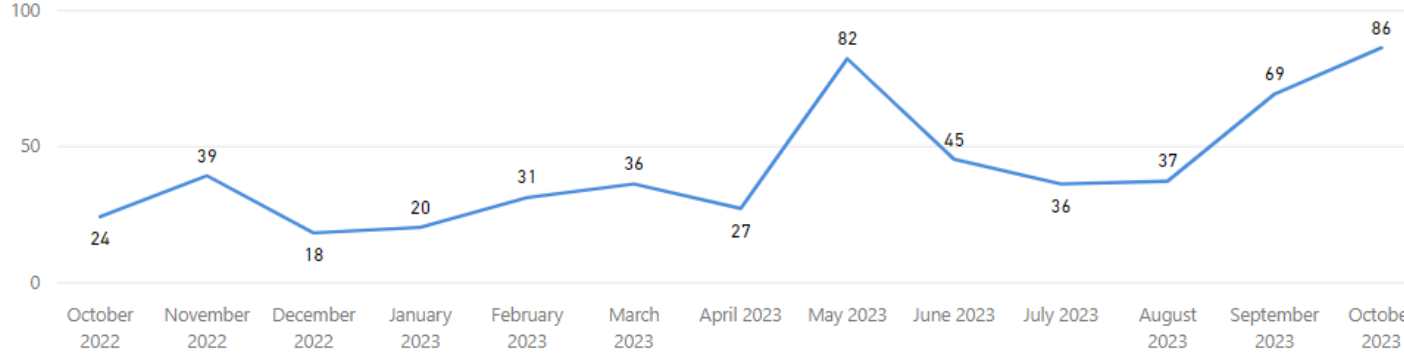
Firearms Examination

All

Received Filter

10/1/2022 10/31/2023

Received by Month



Total Received

550

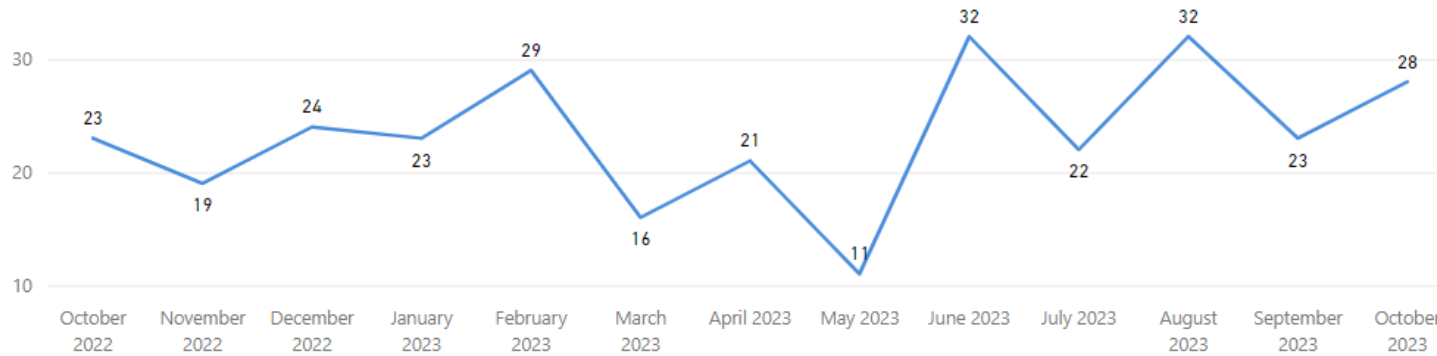
Received per Month (Avg)*

42

Completed Filter

10/1/2022 10/31/2023

Completed by Month




Total Completed

303

Completed per Month (Avg)*

23

*** months with zero activity are not calculated into the average**



Service

NIBIN Only

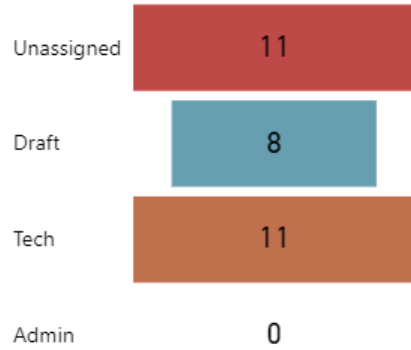
Priority Type

All

Backlogged Requests: 0

Avg Age of Backlog (days): (Blank)

Longest Time in Phase (Pending)



of Unassigned

53!

Goal: 20 (-165%)

Pending Draft

21✓

Goal: 35 (+40%)

Pending Tech

67!

Goal: 20 (-235%)

Pending Admin

0✓


Goal: 20 (+100%)

Goal= Threshold for the max # of requests in each bucket

Pending Requests



Avg Age (days): 4



Overall TAT (MTD)

5.9✓

Goal: 7, 8

Overall TAT (Past 90 Days)

7.5

Goal: 7, 8

Analysis TAT (MTD)

4.5✓

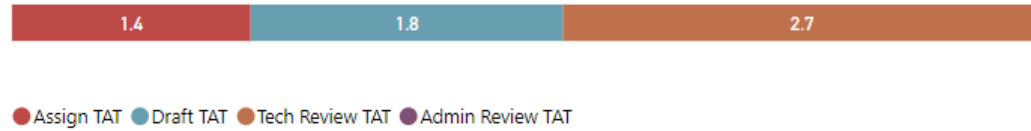
Goal: 7, 8

Analysis TAT (Past 90 Days)

4.3✓

Goal: 7, 8

TAT by Phase of Work (MTD)



● Assign TAT ● Draft TAT ● Tech Review TAT ● Admin Review TAT

TAT by Phase of Work (Past 90 Days)



Month to Date

Completed

381

Received

439


30 Day Avg (Over Past 90 Days)

Completed

434

Received

422

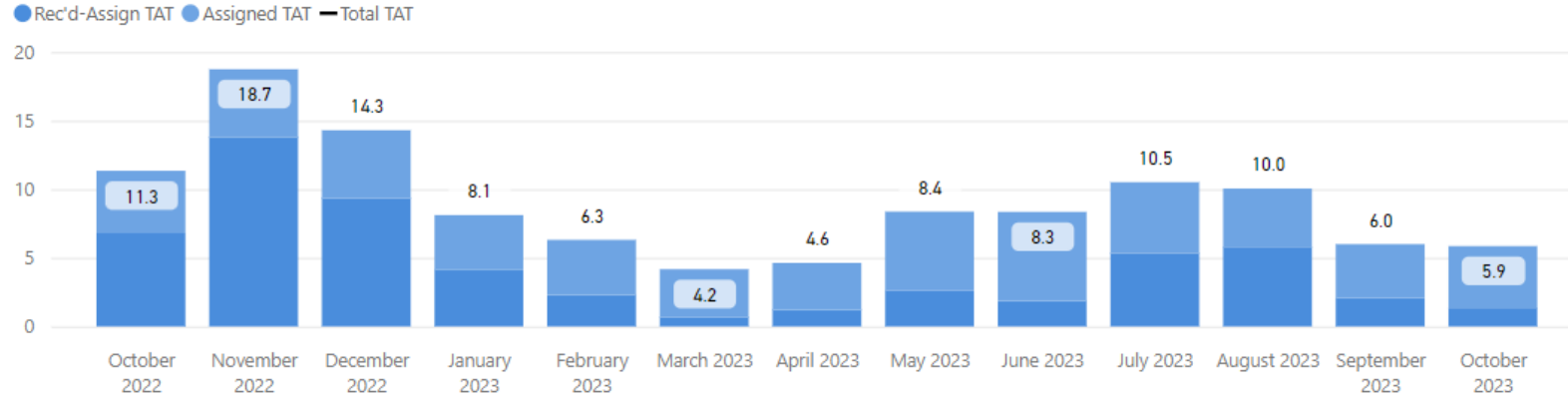


Date Range

10/1/2022

10/31/2023

Total TAT by Month



Request Type

NIBIN Only

Priority Type

All

Selected Time Frame Averages

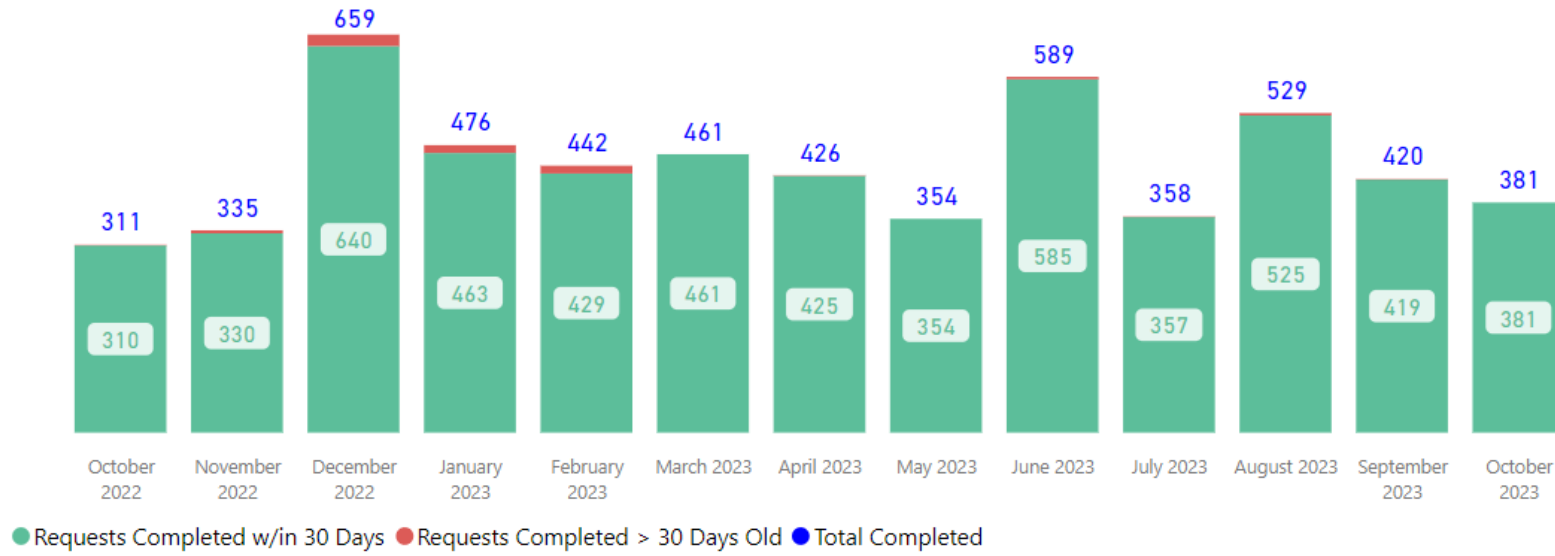
8.96

Total TAT (Rec'd-Compl.) Avg

4.60

Assigned TAT (Asgmt.-Compl.) Avg

Requests Completed



Received to Complete

5741


Requests Completed

62

Requests Completed > 30 Days Old

1.08 %

% Completed > 30 Days Old



Requests more than 30 days old are considered to be backlogged requests

Service

NIBIN Only

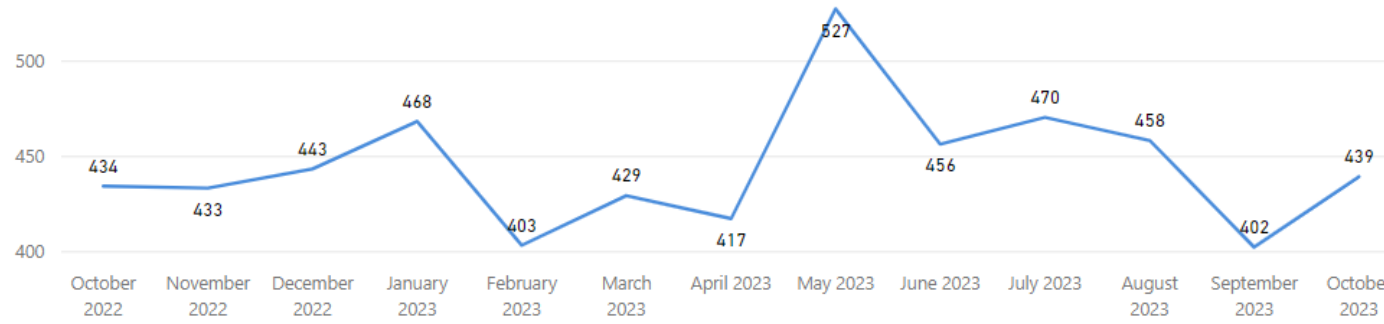
Priority Type

All

Received Filter

10/1/2022 10/31/2023

Received by Month



Total Received

5,779

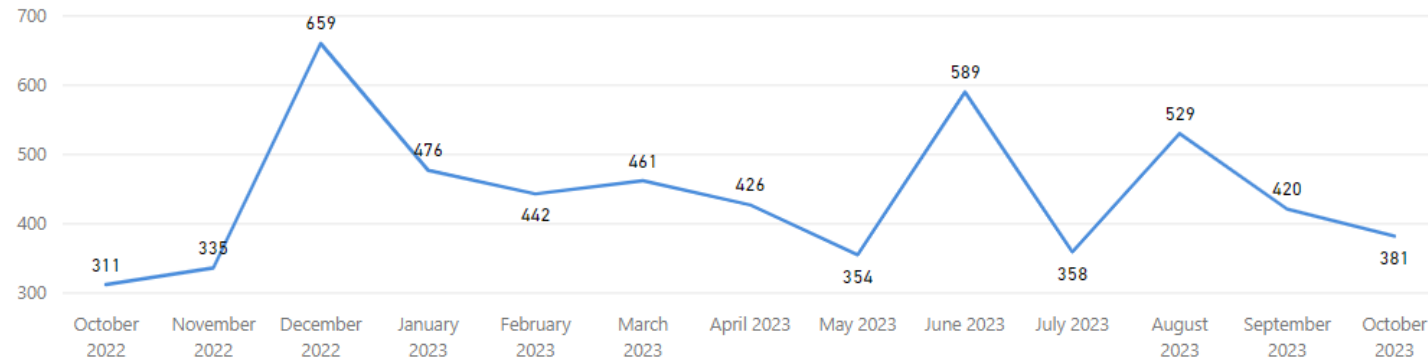
Received per Month (Avg)*

445

Completed Filter

10/1/2022 10/31/2023

Completed by Month




Total Completed

5,741


Completed per Month (Avg)*

442

* months with zero activity are not calculated into the average



Forensic Biology



Section

DNA

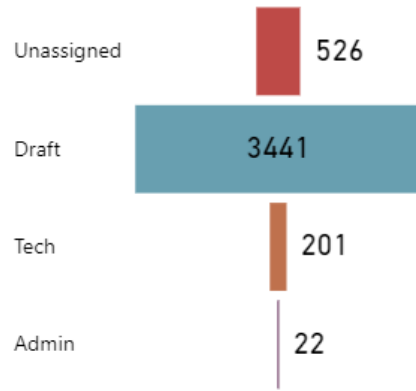
Request Type

All

Backlogged Requests: 413

Avg Age of Backlog (days): 244

Longest Time in Phase (Pending)



of Unassigned

63!

Goal: 20 (-215%)

Pending Draft

401!

Goal: 24 (-1570.83%)

Pending Tech

27!

Goal: 24 (-12.5%)

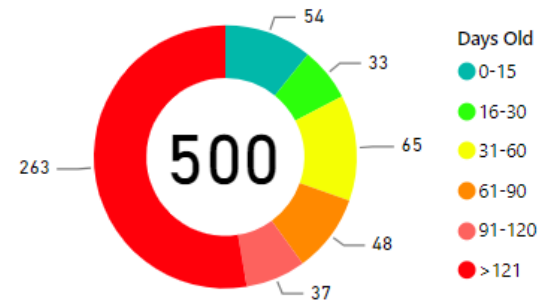
Pending Admin

9✓

Goal: 20 (+55%)

Goal= Threshold for the max # of requests in each bucket

Pending Requests



Avg Age (days): 204

Overall TAT (MTD)

263.9!

Goal: 30, 31

Overall TAT (Past 90 Days)

231.8!

Goal: 30, 31

Analysis TAT (MTD)

190.6!

Goal: 30, 31

Analysis TAT (Past 90 Days)

177.3!

Goal: 30, 31

TAT by Phase of Work (MTD)



● Assign TAT ● Draft TAT ● Tech Review TAT ● Admin Review TAT

Month to Date

Completed

64

Received

89

TAT by Phase of Work (Past 90 Days)




30 Day Avg (Over Past 90 Days)

Completed

62

Received

79



Section

DNA

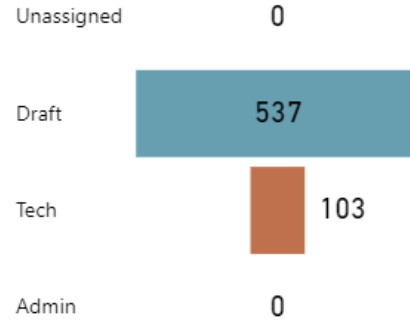
Request Type

SAK

Backlogged Requests: 14

Avg Age of Backlog (days): 423

Longest Time in Phase (Pending)



of Unassigned

0 ✓

Goal: 20 (+100%)

Pending Draft

11 ✓

Goal: 24 (+54.17%)

Pending Tech

3 ✓

Goal: 24 (+87.5%)

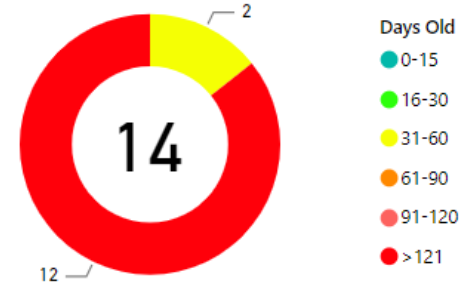
Pending Admin

0 ✓

Goal: 20 (+100%)

Goal= Threshold for the max # of requests in each bucket

Pending Requests



14

Avg Age (days): 423

Overall TAT (MTD)

354.3!

Goal: 30, 31

Overall TAT (Past 90 Days)

322.1!

Goal: 30, 31

Analysis TAT (MTD)

348.7!

Goal: 30, 31

Analysis TAT (Past 90 Days)

313.7!

Goal: 30, 31

TAT by Phase of Work (MTD)



● Assign TAT ● Draft TAT ● Tech Review TAT ● Admin Review TAT


Month to Date



TAT by Phase of Work (Past 90 Days)

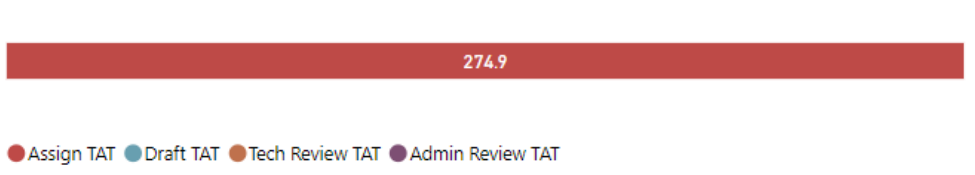


30 Day Avg (Over Past 90 Days)




Longest Time in Phase (Pending) Unassigned: 930 Draft: 0 Tech: 1 Admin: 0	# of Unassigned 577! Goal: 100 (-477%)	# Pending Draft 0✓ Goal: 100 (+100%)	Pending Requests Avg Age (days): 102	Overall TAT (MTD) 279.6! Goal: 100, 100	Analysis TAT (MTD) 4.7✓ Goal: 100, 100
	# Pending Tech 73✓ Goal: 100 (+27%)	# Pending Admin 0✓ Goal: 100 (+100%)		Overall TAT (Past 90 Days) 215.6! Goal: 100, 100	Analysis TAT (Past 90 Days) 9.9✓ Goal: 100, 100
	Goal= Threshold for the max # of requests in each bucket				

TAT by Phase of Work (MTD)





Month to Date



TAT by Phase of Work (Past 90 Days)



30 Day Avg (Over Past 90 Days)



Section

Outsourced - Non-SAK

Request Type

All

Backlogged Requests: 246

Avg Age of Backlog (days): 111

Longest Time in Phase (Pending)

Unassigned	221
Draft	0
Tech	0
Admin	0

of Unassigned # Pending Draft

299!

Goal: 100 (-199%)

0✓

Goal: 100 (+100%)

Pending Tech

0✓

Goal: 100 (+100%)

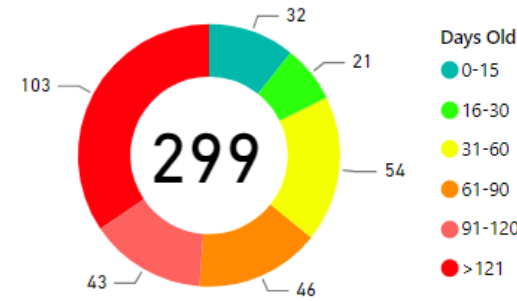
Pending Admin

0✓

Goal: 100 (+100%)

Goal= Threshold for the max # of requests in each bucket

Pending Requests



Avg Age (days): 94

Overall TAT (MTD)

123.5!

Goal: 100, 100

Analysis TAT (MTD)

9.0✓

Goal: 100, 100

Overall TAT (Past 90 Days)

190.8!

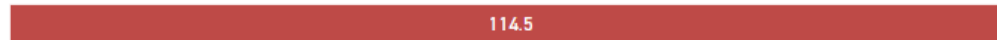
Goal: 100, 100

Analysis TAT (Past 90 Days)

1.5✓


Goal: 100, 100

TAT by Phase of Work (MTD)



Assign TAT Draft TAT Tech Review TAT Admin Review TAT



Month to Date



TAT by Phase of Work (Past 90 Days)



30 Day Avg (Over Past 90 Days)



Section

Outsource Technical Revi... ▼

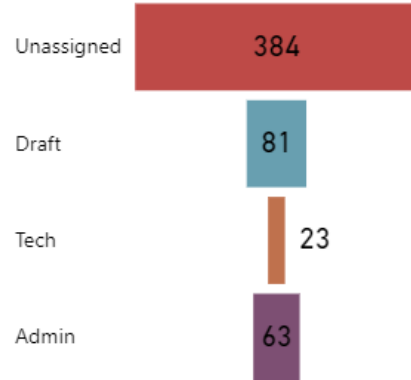
Request Type

All ▼

Backlogged Requests: **3**

Avg Age of Backlog (days): **191**

Longest Time in Phase (Pending)



of Unassigned

1 ✓

Goal: 100 (+99%)

Pending Draft

1 ✓

Goal: 100 (+99%)

Pending Tech

24 ✓

Goal: 100 (+76%)

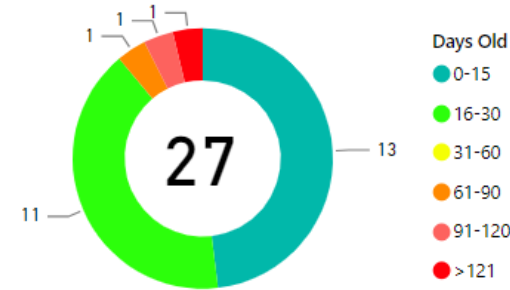
Pending Admin

1 ✓

Goal: 100 (+99%)

Goal= Threshold for the max # of requests in each bucket

Pending Requests



Avg Age (days): **34**

Overall TAT (MTD)

33.9 ✓

Goal: 100, 100

Analysis TAT (MTD)

33.9 ✓

Goal: 100, 100

Overall TAT (Past 90 Days)

35.8 ✓

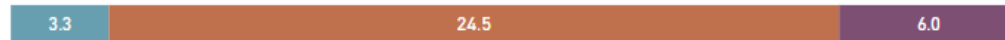
Goal: 100, 100

Analysis TAT (Past 90 Days)

35.8 ✓


Goal: 100, 100

TAT by Phase of Work (MTD)



● Assign TAT ● Draft TAT ● Tech Review TAT ● Admin Review TAT



Month to Date



TAT by Phase of Work (Past 90 Days)



30 Day Avg (Over Past 90 Days)

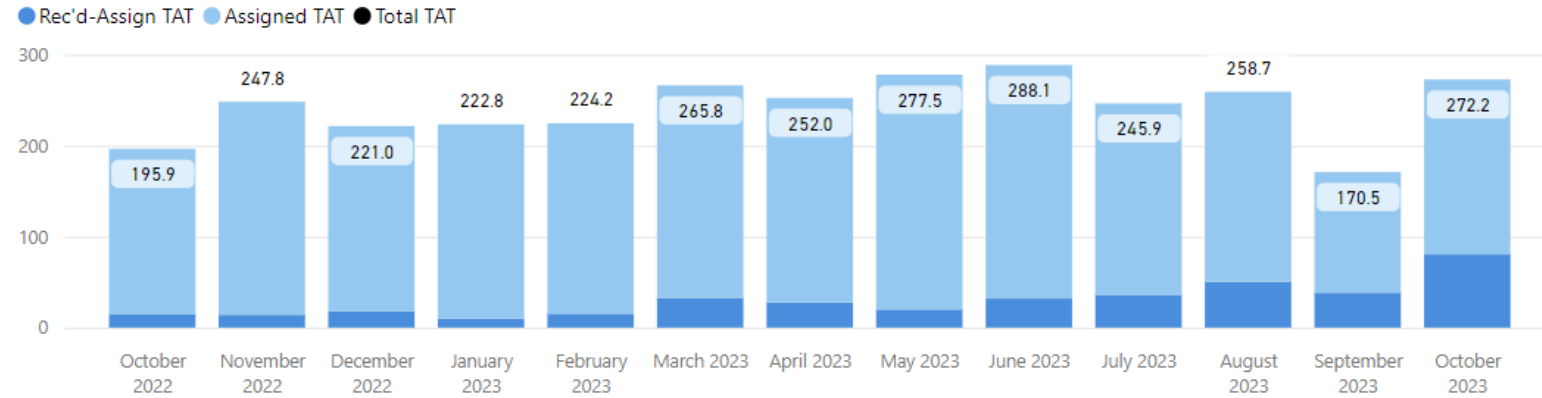


Date Range

10/1/2022

10/31/2023

Total TAT by Month



Request Type

DNA

Request Type

All

Selected Time Frame Averages

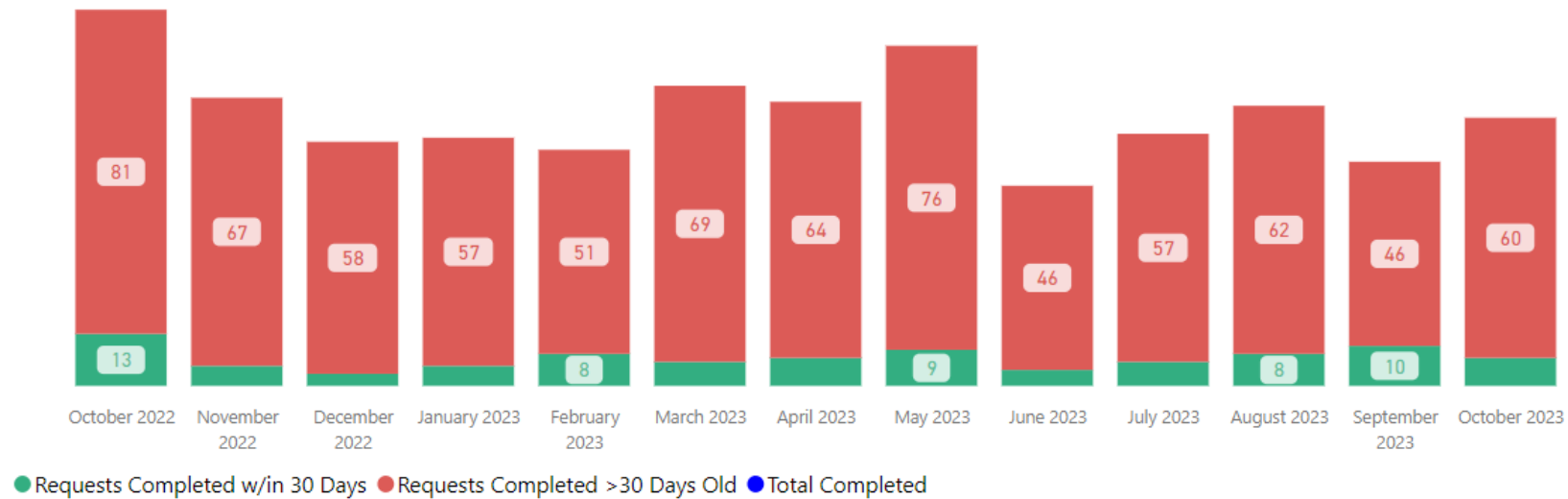
241.79

Total TAT (Rec'd-Compl.) Avg

212.83

Assigned TAT (Asgmt.-Compl.) Avg

Requests Completed



Received to Complete

885

Requests Completed


794

Requests Completed > 30 Days

89.72 %

% Completed > 30 Days

Requests more than 30 days old are considered to be backlogged requests



Section

DNA

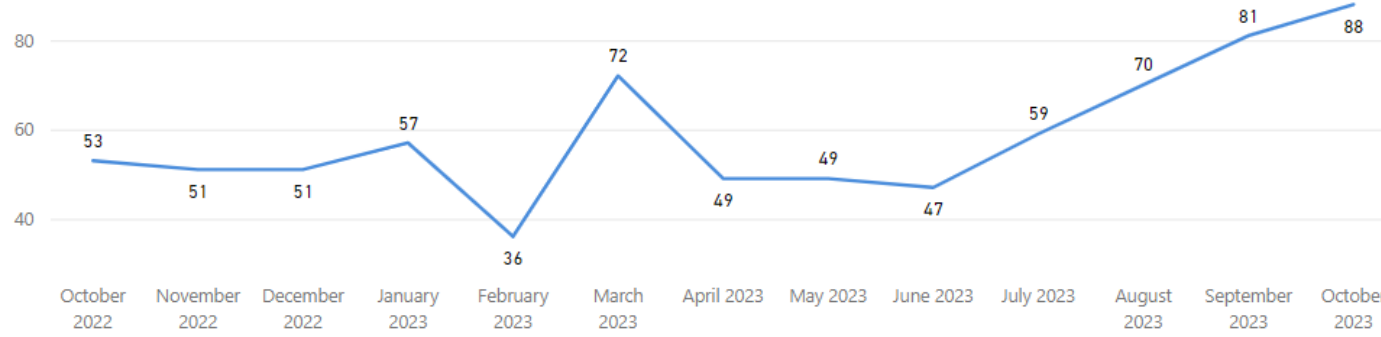
Request Type

All

Received Filter

10/1/2022 10/31/2023

Received by Month



Total Received

763

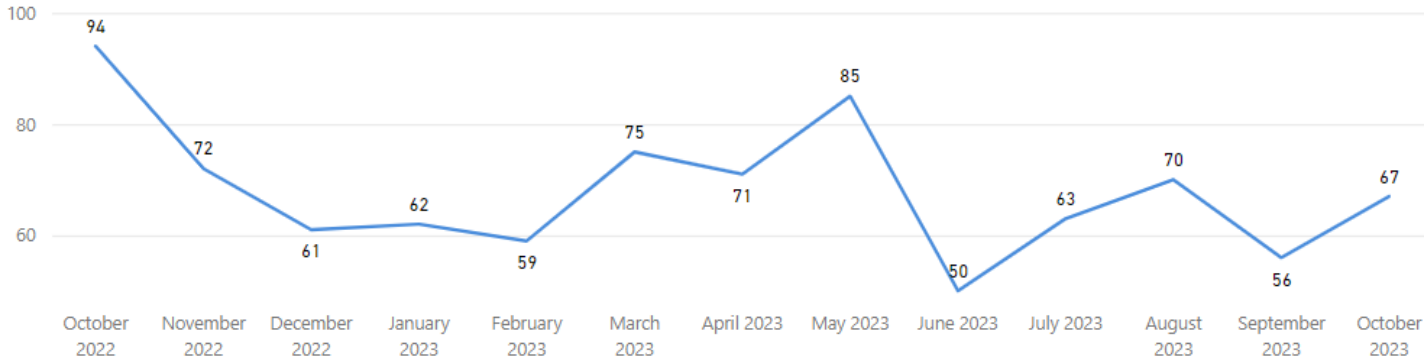
Received per Month (Avg)*

59

Completed Filter

10/1/2022 10/31/2023

Completed by Month




Total Completed

885

Completed per Month (Avg)*

68

* months with zero activity are not calculated into the average



Section

Screening

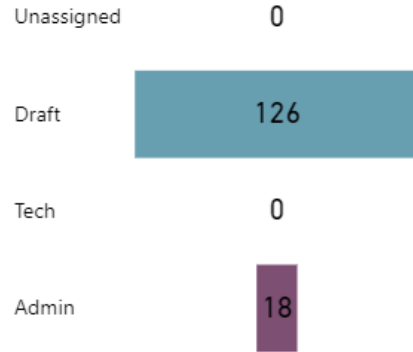
Request Type

All

Backlogged Requests: 23

Avg Age of Backlog (days): 51

Longest Time in Phase (Pending)



of Unassigned

0 ✓

Goal: 10 (+100%)

Pending Draft

45!

Goal: 14 (-221.43%)

Pending Tech

0 ✓

Goal: 16 (+100%)

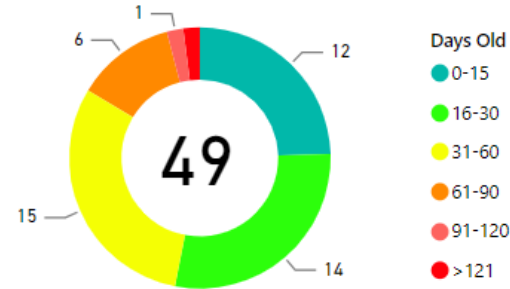
Pending Admin

4 ✓

Goal: 12 (+66.67%)

Goal= Threshold for the max # of requests in each bucket

Pending Requests



Avg Age (days): 31

Overall TAT (MTD)

34.4!

Goal: 10, 11

Analysis TAT (MTD)

34.4!

Goal: 10, 11

Overall TAT (Past 90 Days)

32.9!

Goal: 10, 11

Analysis TAT (Past 90 Days)

32.9!


Goal: 10, 11

TAT by Phase of Work (MTD)



● Assign TAT ● Draft TAT ● Tech Review TAT ● Admin Review TAT


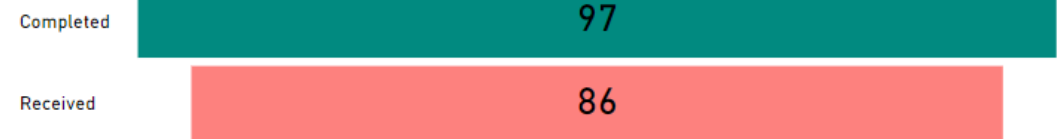
Month to Date



TAT by Phase of Work (Past 90 Days)



30 Day Avg (Over Past 90 Days)



Date Range

10/1/2022

10/31/2023

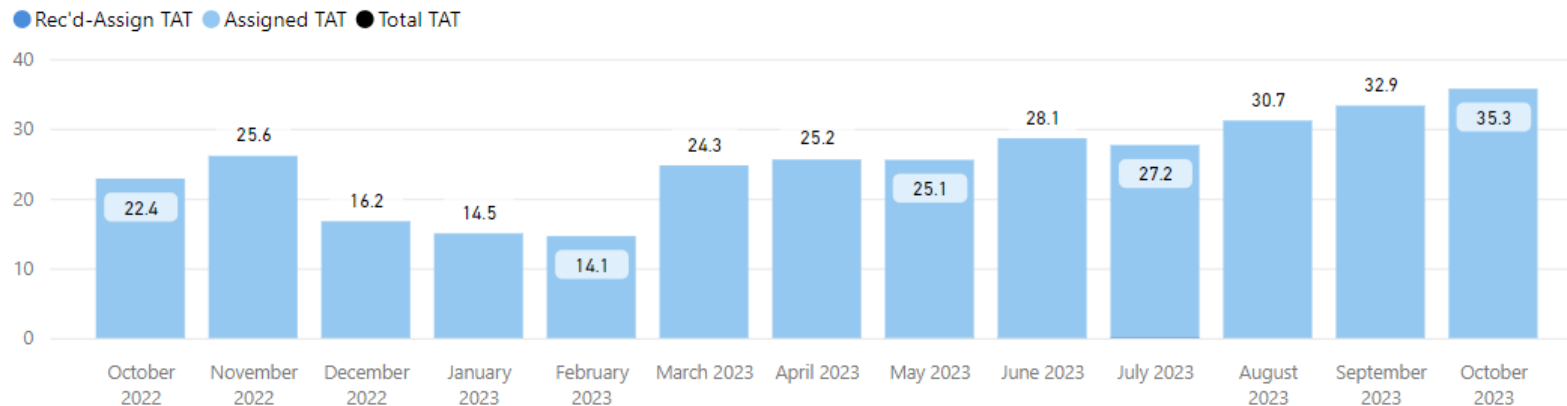
Request Type

Screening

Request Type

All

Total TAT by Month



Selected Time Frame Averages

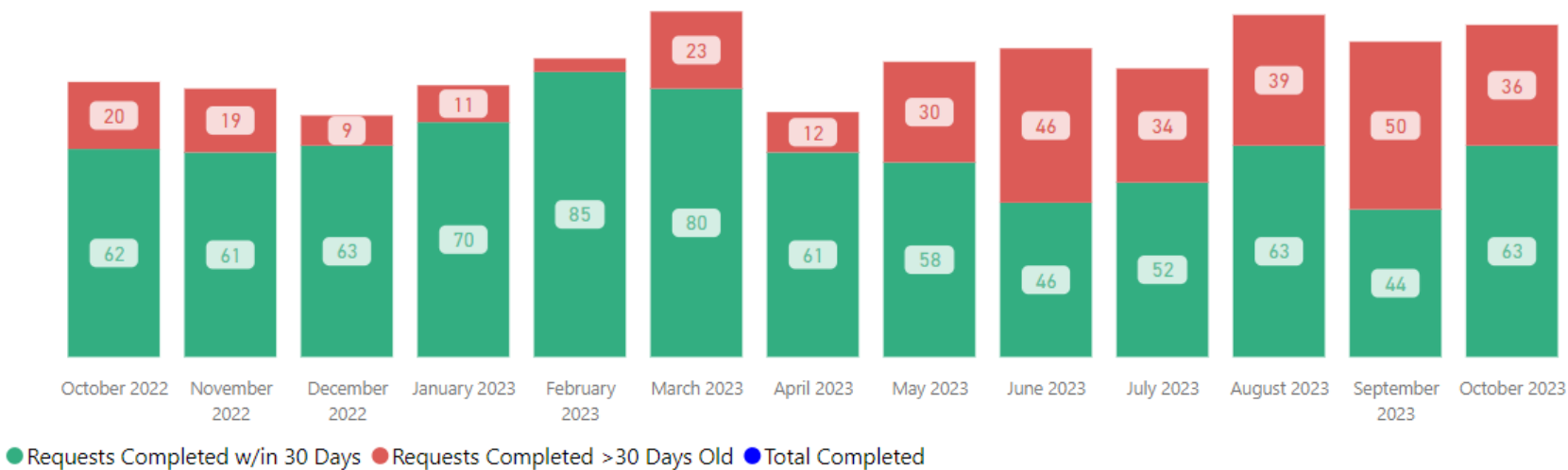
25.12

Total TAT (Rec'd-Compl.) Avg

25.57

Assigned TAT (Asgmt.-Compl.) Avg

Requests Completed



Received to Complete

1141

Requests Completed


333

Requests Completed > 30 Days

29.18 %

% Completed > 30 Days

Requests more than 30 days old are considered to be backlogged requests



Section

Screening

Request Type

All

Received Filter

10/1/2022 10/31/2023

Received by Month



Total Received

1122

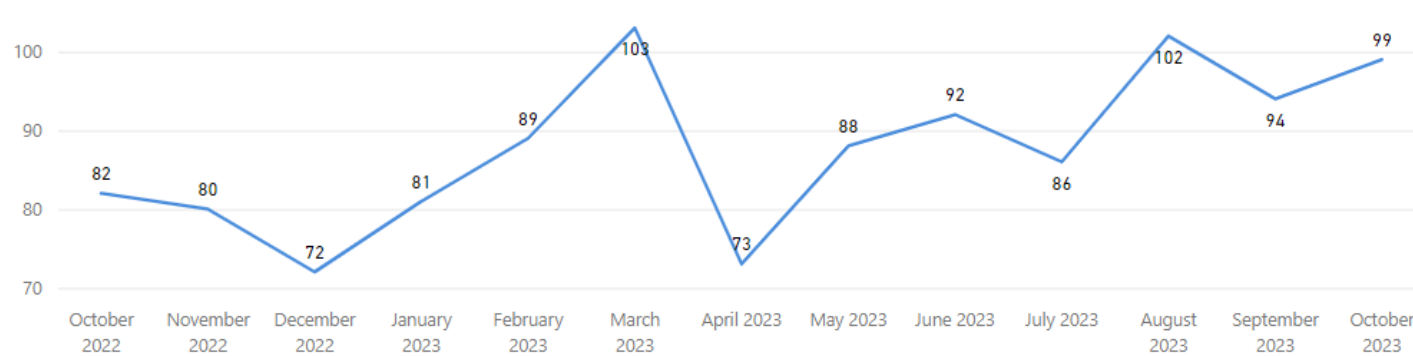
Received per Month (Avg)*

86

Completed Filter

10/1/2022 10/31/2023

Completed by Month




Total Completed

1141

Completed per Month (Avg)*

88

*** months with zero activity are not calculated into the average**



Section

CODIS

CODIS Hit Type

All

Backlogged Requests: 1

Avg Age of Backlog (days): 37

Longest Time in Phase (Pending)



of Unassigned # Pending Draft

33✓

Goal: 100 (+67%)

26!

Goal: 20 (-30%)

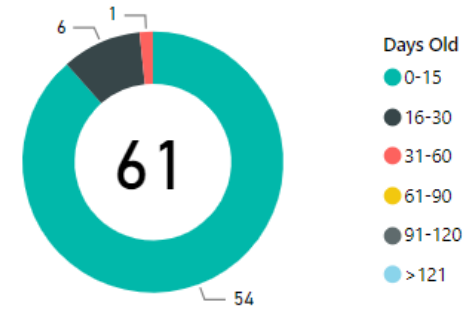
Pending Admin

2✓

Goal: 15 (+86.67%)

Goal= Threshold for the max # of requests in each bucket

Pending Requests



Avg Age (days): 8

Overall TAT (MTD)

6.6✓

Goal: 30, 31

Analysis TAT (MTD)

3.1✓

Goal: 30, 31

Overall TAT (Past 90 Days)

7.2✓

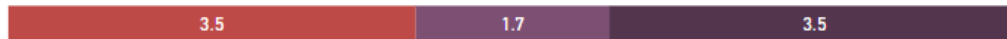
Goal: 30, 31

Analysis TAT (Past 90 Days)

2.7✓

Goal: 30, 31

TAT by Phase of Work (MTD)




● Assign TAT ● Draft TAT ● Draft to Release TAT ● Assigned to Release TAT (no draft)



TAT by Phase of Work (Past 90 Days)



Month to Date



30 Day Avg (Over Past 90 Days)



Date Range

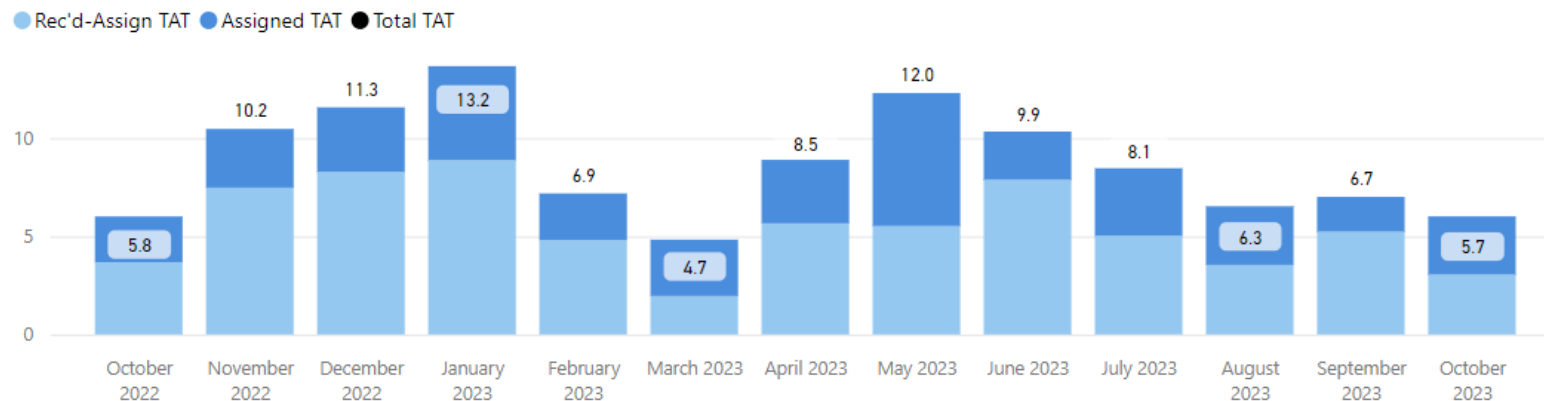
10/1/2022

10/31/2023

Request Type

CODIS

Total TAT by Month



Selected Time Frame Averages

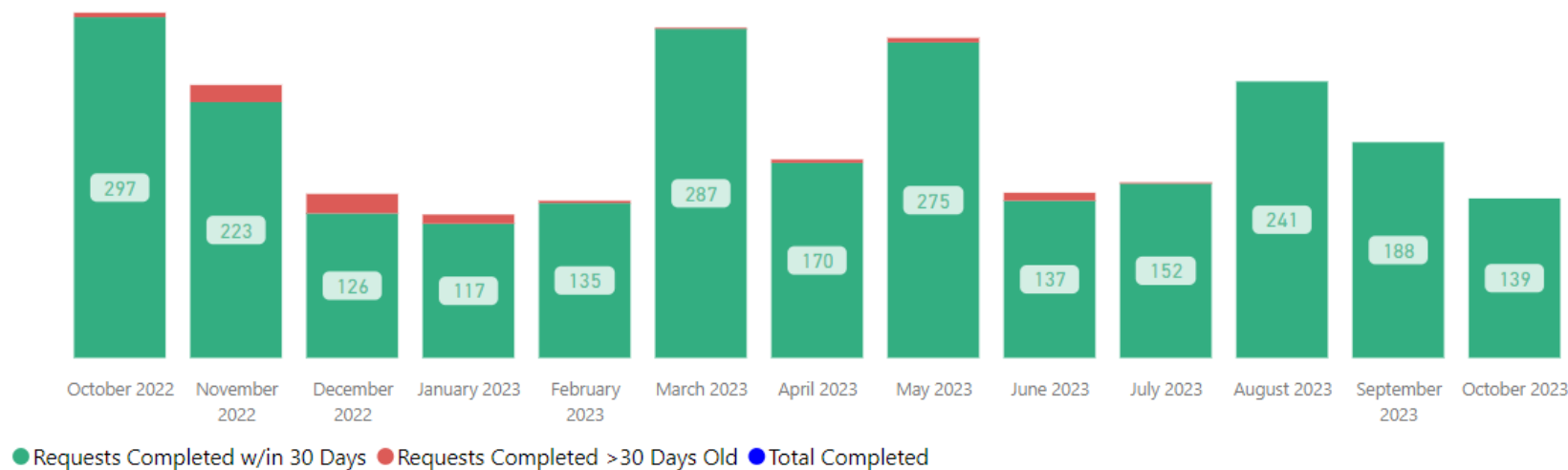
8.16

Total TAT (Rec'd-Compl.) Avg

3.31

Assigned TAT (Asgmt.-Compl.) Avg

Requests Completed



Received to Complete

2549

Requests Completed


62

Requests Completed > 30 Days

2.43 %

% Completed > 30 Days

Requests more than 30 days old are considered to be backlogged requests



Section

CODIS

Hit Type

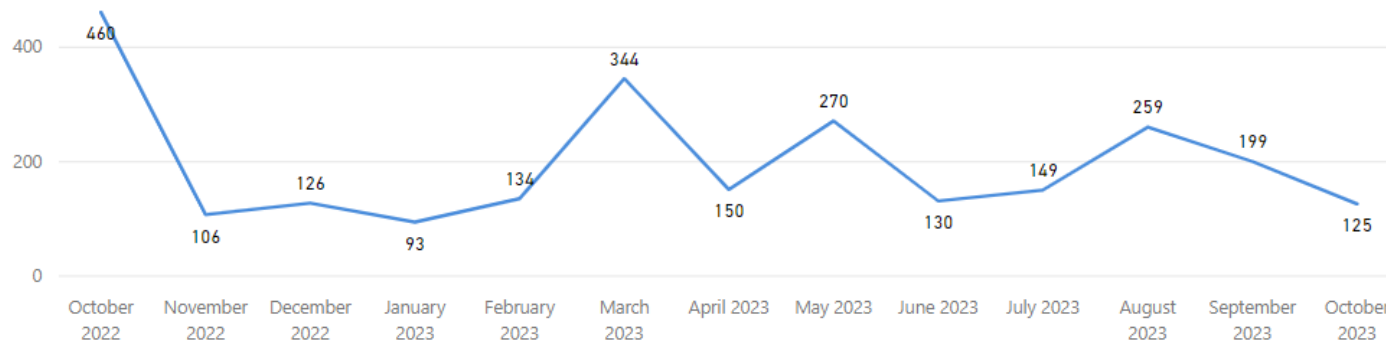
All

Received Filter

10/1/2022

10/31/2023

Received by Month



Total Received

2545

Received per Month (Avg)*

196

Completed Filter

10/1/2022

10/31/2023

Completed by Month




Total Completed

2549


Completed per Month (Avg)*

196

* months with zero activity are not calculated into the average



Latent Prints



Service

Latent Comparison

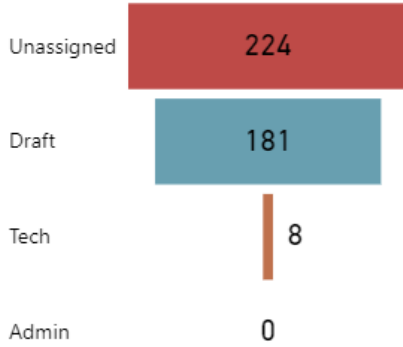
Priority Type

All

Backlogged Requests: 32

Avg Age of Backlog (days): 61

Longest Time in Phase (Pending)



of Unassigned

69✓

Goal: 230 (+70%)

Pending Draft

17✓

Goal: 50 (+66%)

Pending Tech

3✓

Goal: 50 (+94%)

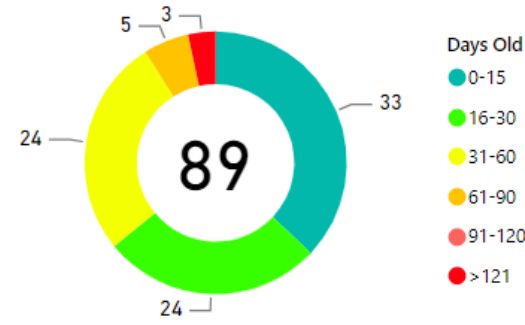
Pending Admin

0✓

Goal: 50 (+100%)

Goal= Threshold for the max # of requests in each bucket

Pending Requests



Avg Age (days): 32

Overall TAT (MTD)

51.1!

Goal: 45, 46

Overall TAT (Past 90 Days)

47.5!

Goal: 45, 46

Analysis TAT (MTD)

10.0✓

Goal: 45, 46

Analysis TAT (Past 90 Days)

9.5✓

Goal: 45, 46

TAT by Phase of Work (MTD)




● Assign TAT ● Draft TAT ● Tech Review TAT ● Admin Review TAT



TAT by Phase of Work (Past 90 Days)



Month to Date



30 Day Avg (Over Past 90 Days)



Date Range

10/1/2022

10/31/2023

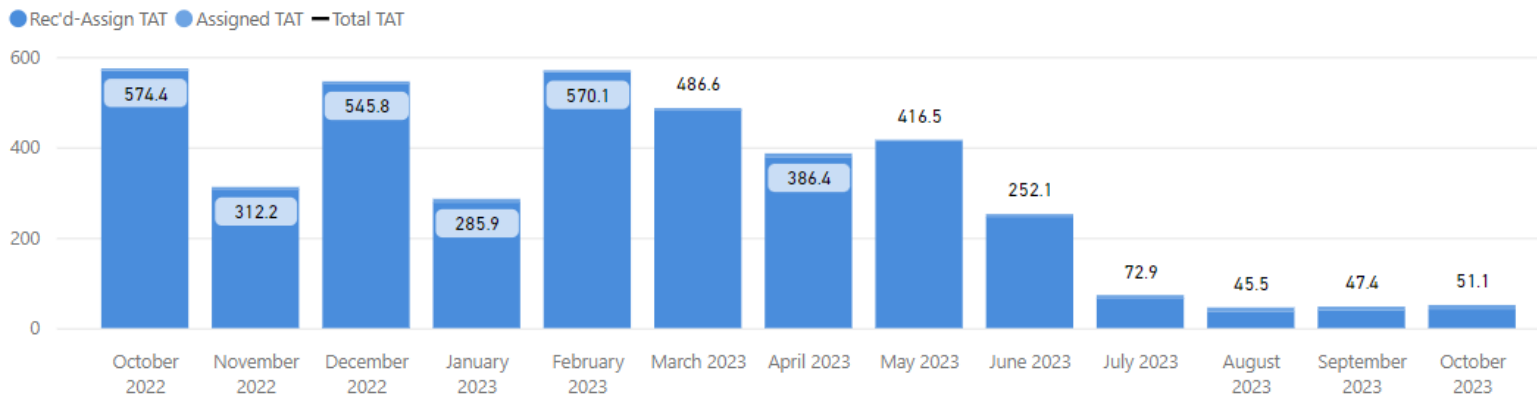
Request Type

Latent Comparison

Priority Type

All

Total TAT by Month



Selected Time Frame Averages

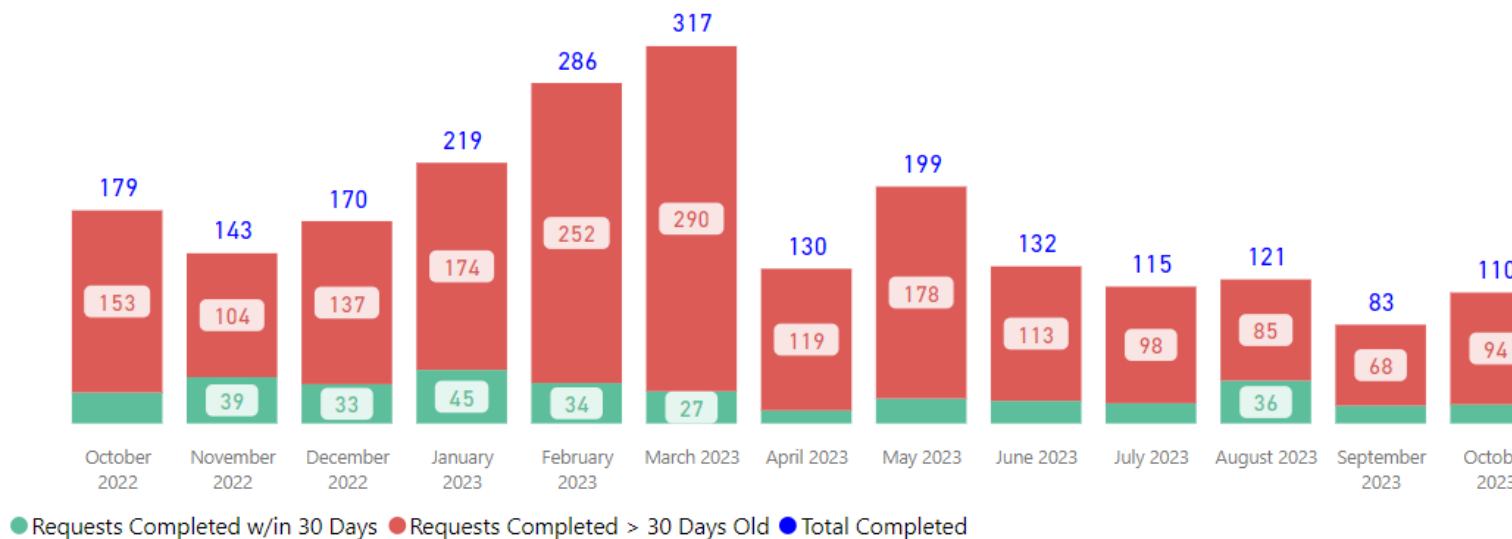
367.53

Total TAT (Rec'd-Compl.) Avg

5.99

Assigned TAT (Asgmt.-Compl.) Avg

Requests Completed



Received to Complete

2204

Requests Completed


1865

Requests Completed > 30 Days Old

84.62 %

% Completed > 30 Days Old

Requests more than 30 days old are considered to be backlogged requests



Service

Latent Comparison

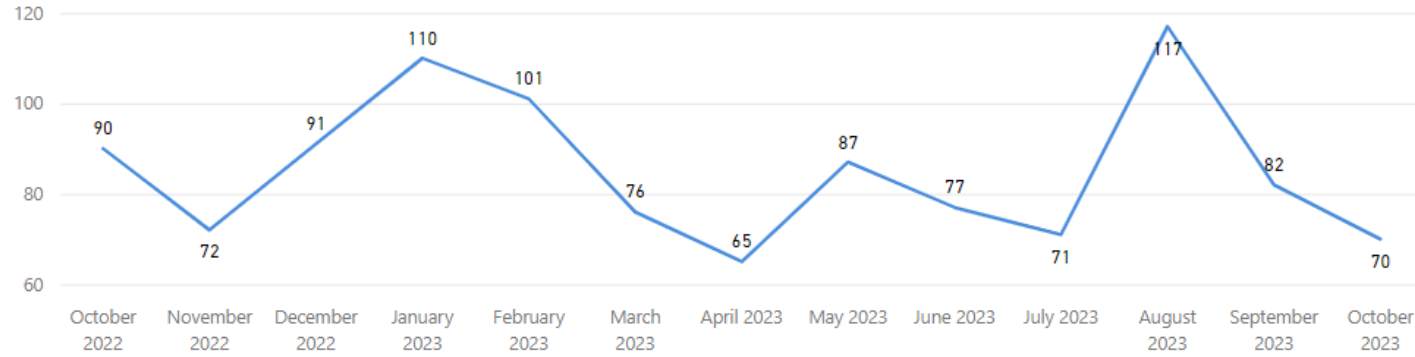
Priority Type

All

10/1/2022 10/31/2023

Received Filter

Received by Month



Total Received

1,109

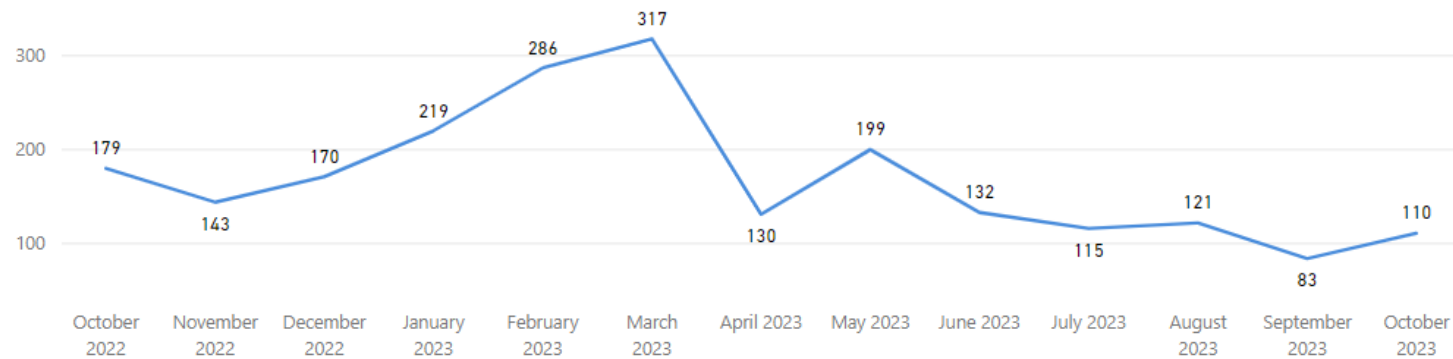
Received per Month (Avg)*

85

Completed Filter

10/1/2022 10/31/2023

Completed by Month




Total Completed

2,204

Completed per Month (Avg)*

170

* months with zero activity are not calculated into the average



Service

Latent Processing

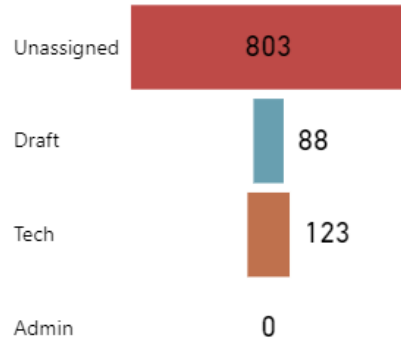
Priority Type

All

Backlogged Requests: 171

Avg Age of Backlog (days): 325

Longest Time in Phase (Pending)



of Unassigned

160!

Goal: 50 (-220%)

Pending Draft

18✓

Goal: 30 (+40%)

Pending Tech

10✓

Goal: 30 (+66.67%)

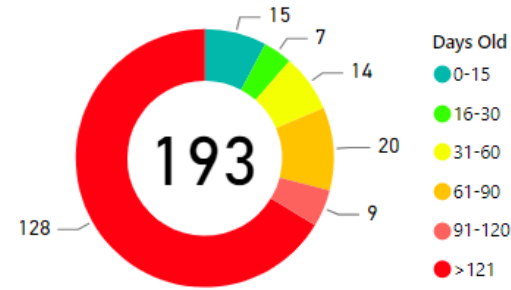
Pending Admin

5✓

Goal: 30 (+83.33%)

Goal= Threshold for the max # of requests in each bucket

Pending Requests



Avg Age (days): 289

Overall TAT (MTD)

465.8!

Goal: 30, 31

Overall TAT (Past 90 Days)

539.1!

Goal: 30, 31

Analysis TAT (MTD)

8.3✓

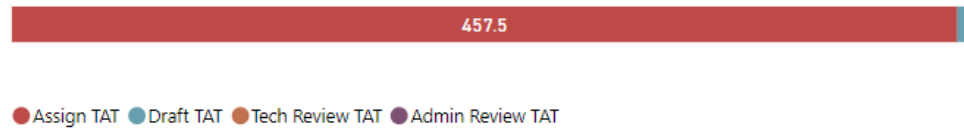
Goal: 30, 31

Analysis TAT (Past 90 Days)


8.3✓

Goal: 30, 31

TAT by Phase of Work (MTD)




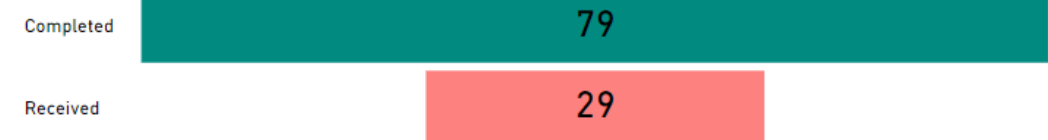
Month to Date



TAT by Phase of Work (Past 90 Days)



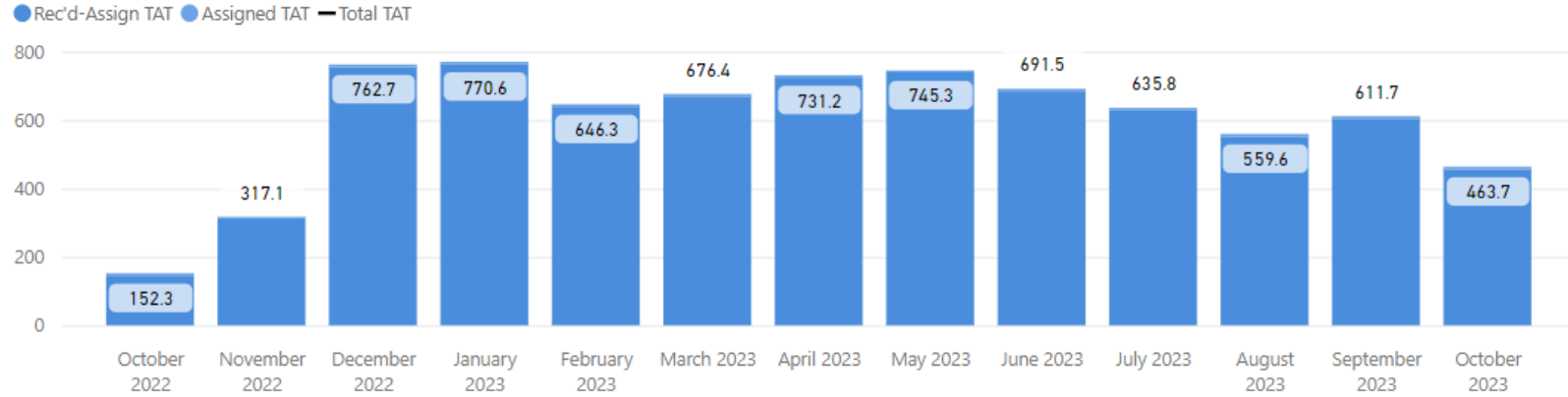
30 Day Avg (Over Past 90 Days)



Date Range

10/1/2022 10/31/2023

Total TAT by Month



Request Type

Latent Processing

Priority Type

All

Selected Time Frame Averages

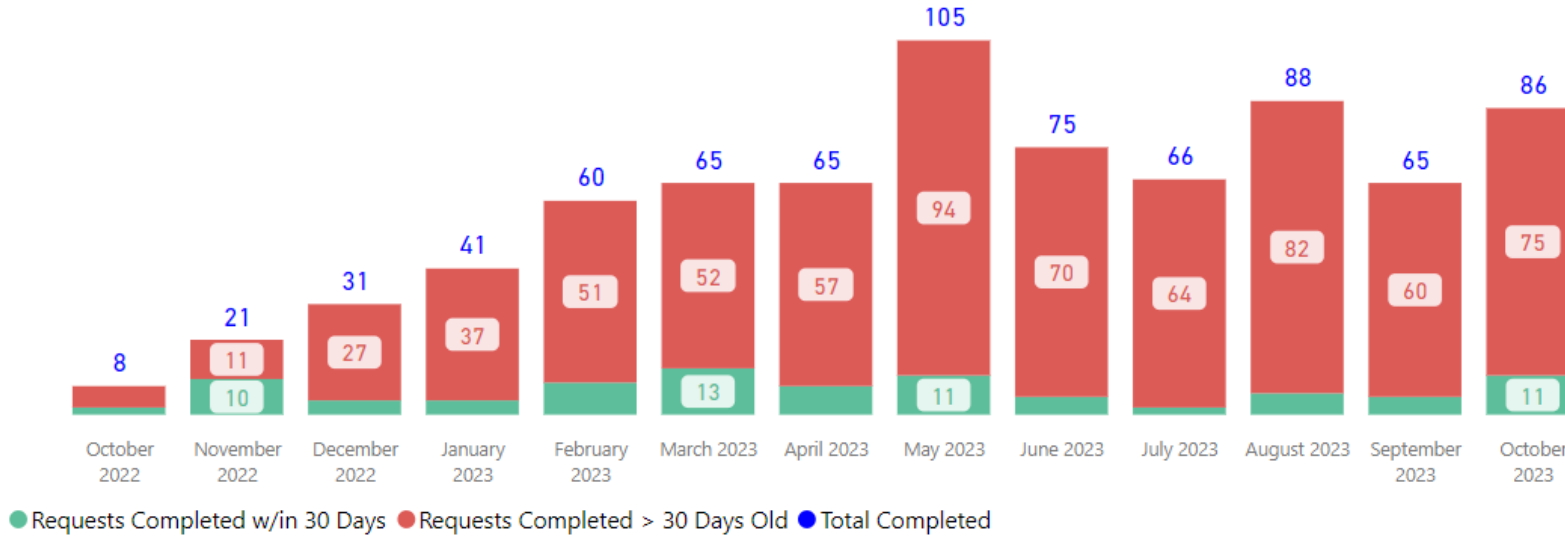
637.06

Total TAT (Rec'd-Compl.) Avg

7.42

Assigned TAT (Asgmt.-Compl.) Avg

Requests Completed



Received to Complete

776

Requests Completed


686

Requests Completed > 30 Days Old

88.40 %

% Completed > 30 Days Old

Requests more than 30 days old are considered to be backlogged requests



Service

Priority Type

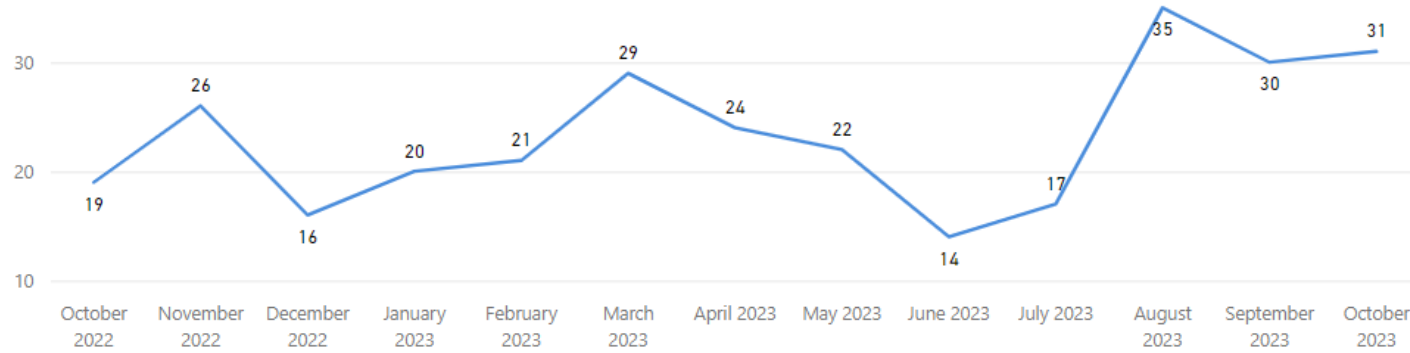
Latent Processing

All

Received Filter

10/1/2022 10/31/2023

Received by Month



Total Received

304

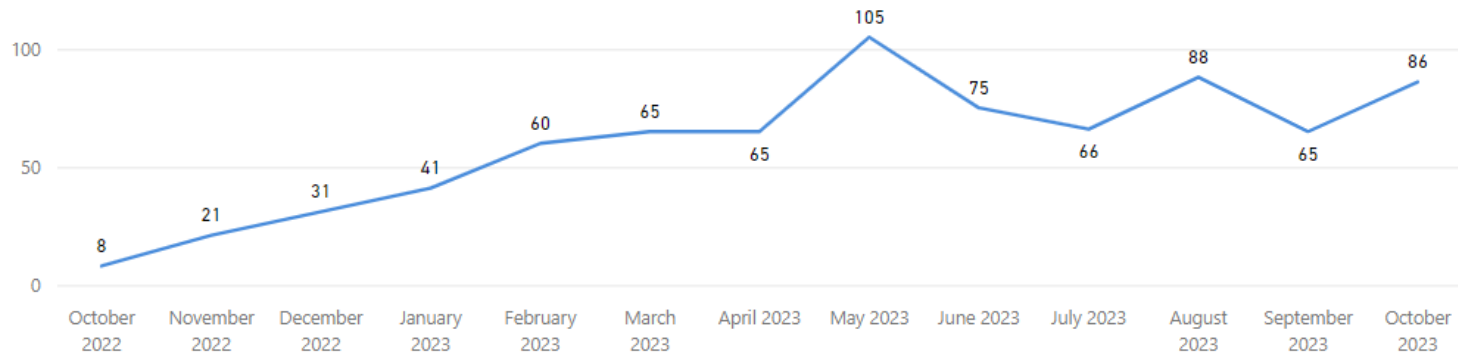
Received per Month (Avg)*

23

Completed Filter

10/1/2022 10/31/2023

Completed by Month




Total Completed

776

Completed per Month (Avg)*

60

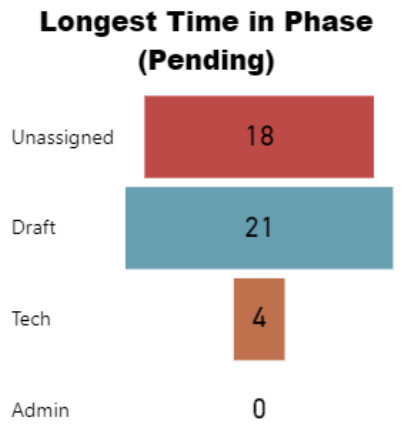
* months with zero activity are not calculated into the average



Digital Multi-Media

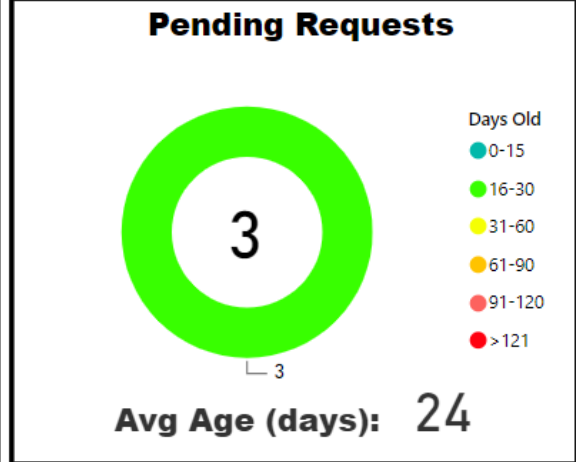


Service: **AV Examination** | Priority Type: **All** | Backlogged Requests: **0** | Avg Age of Backlog (days): **(Blank)**



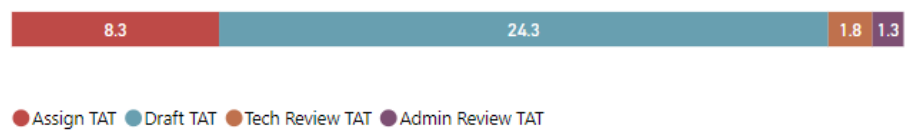
# of Unassigned	# Pending Draft
1 ✓ Goal: 15 (+93.33%)	1 ✓ Goal: 5 (+80%)
# Pending Tech	# Pending Admin
1 ✓ Goal: 5 (+80%)	0 ✓ Goal: 5 (+100%)

Goal= Threshold for the max # of requests in each bucket

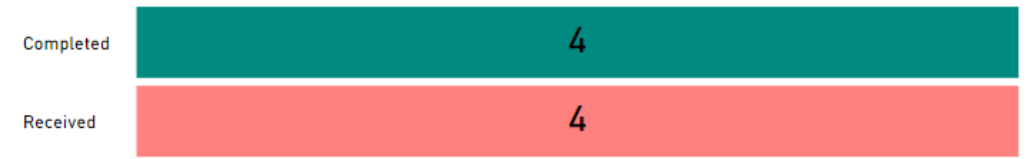


Overall TAT (MTD)	Analysis TAT (MTD)
35.5 ✓ Goal: 45, 46	27.3 ✓ Goal: 45, 46
Overall TAT (Past 90 Days)	Analysis TAT (Past 90 Days)
44.4 ✓ Goal: 45, 46	23.6 ✓ Goal: 45, 46

TAT by Phase of Work (MTD)




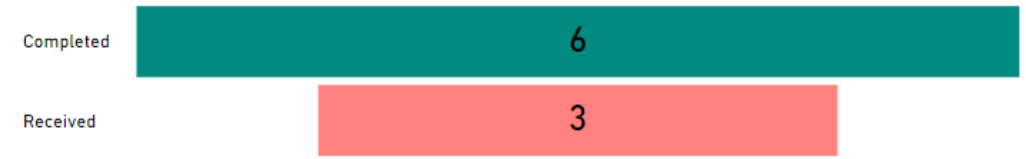
Month to Date



TAT by Phase of Work (Past 90 Days)



30 Day Avg (Over Past 90 Days)

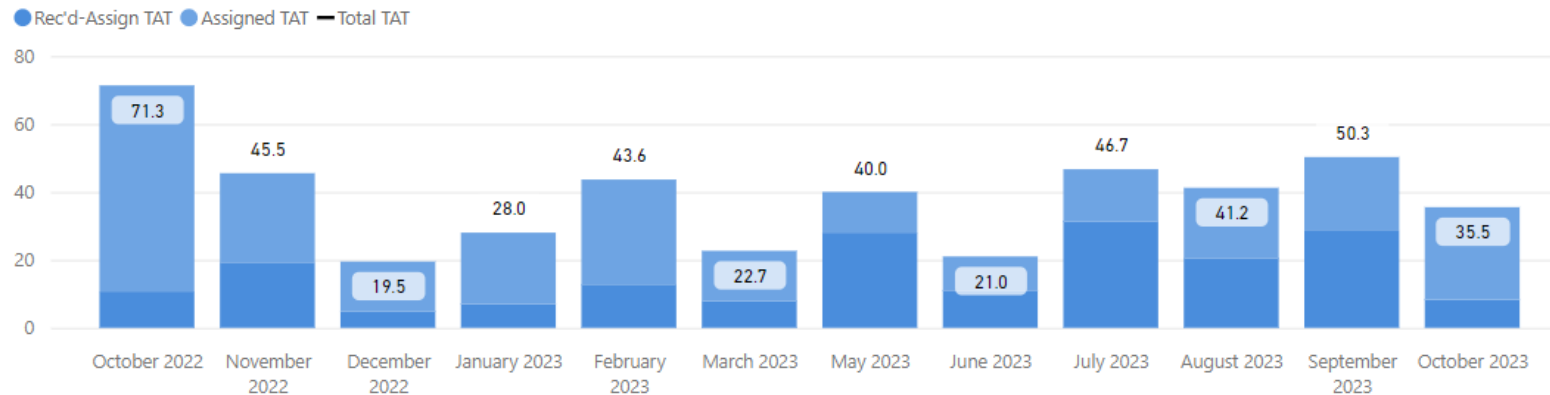


Date Range

10/1/2022

10/31/2023

Total TAT by Month



Request Type

AV Examination

Priority Type

All

Selected Time Frame Averages

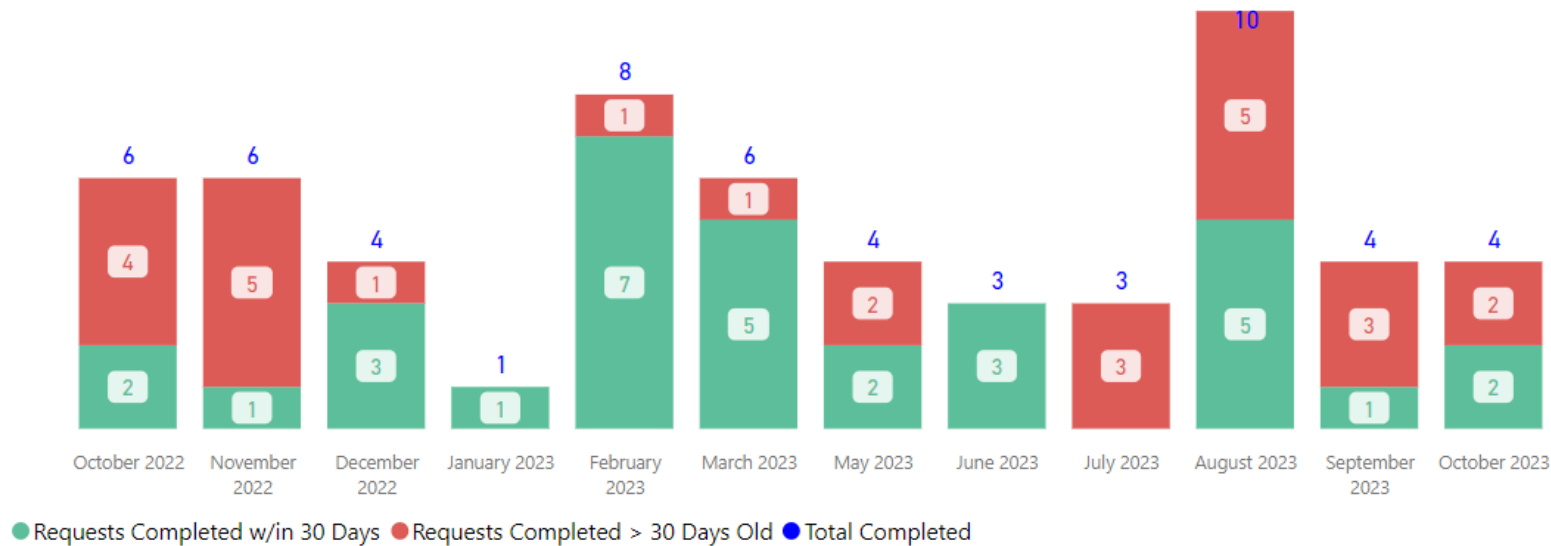
40.85

Total TAT (Rec'd-Compl.) Avg

24.85

Assigned TAT (Asgmt.-Compl.) Avg

Requests Completed



Received to Complete

59

Requests Completed


27

Requests Completed > 30 Days Old

45.76 %

% Completed > 30 Days Old

Requests more than 30 days old are considered to be backlogged requests



Service

AV Examination

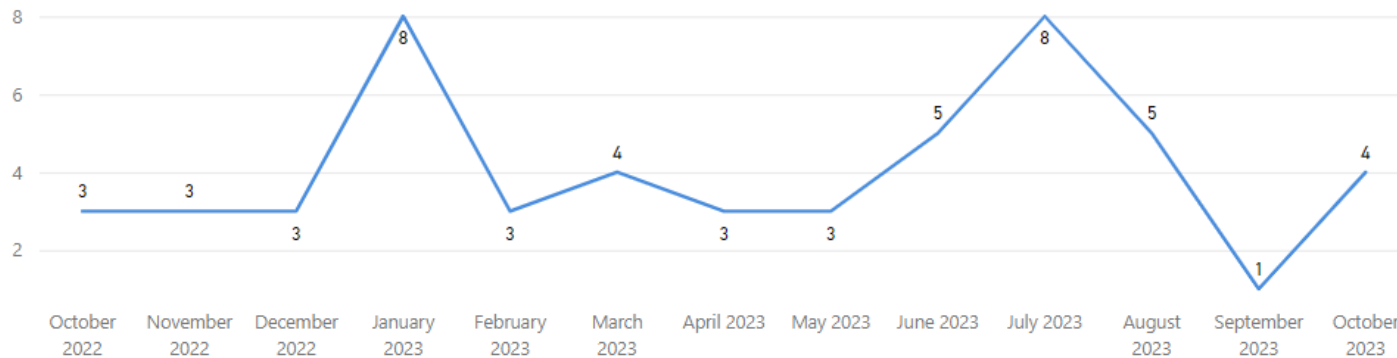
Priority Type

All

Received Filter

10/1/2022 10/31/2023

Received by Month



Total Received

53

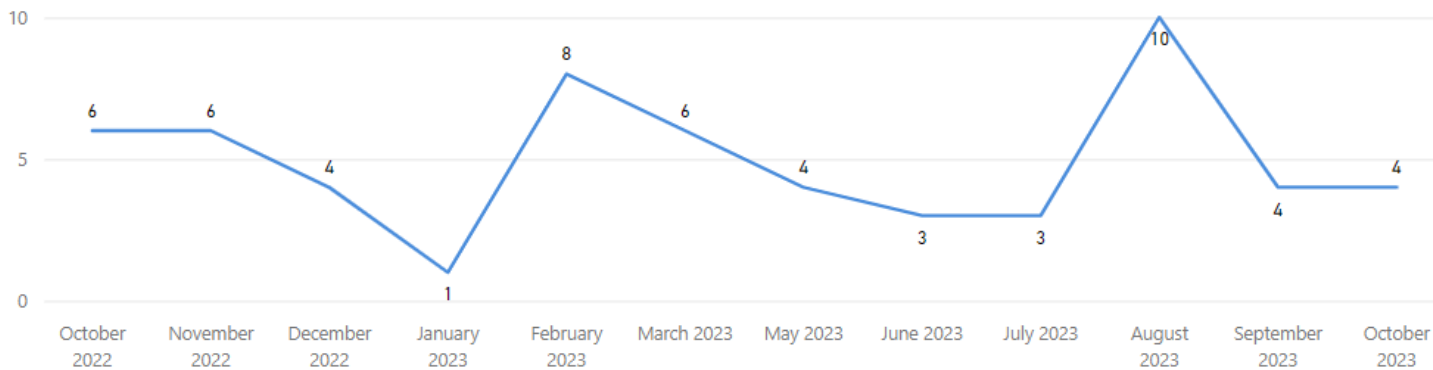
Received per Month (Avg)*

4

Completed Filter

10/1/2022 10/31/2023

Completed by Month



Total Completed

59

Completed per Month (Avg)*

5

*** months with zero activity are not calculated into the average**



Service

DFL

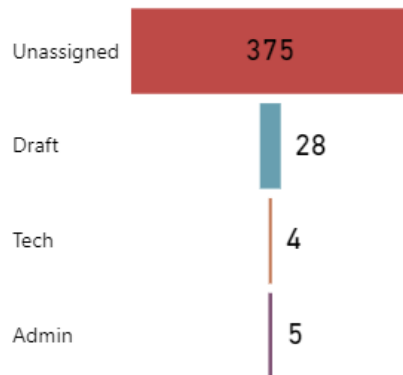
Priority Type

All

Backlogged Requests: 25

Avg Age of Backlog (days): 125

Longest Time in Phase (Pending)



of Unassigned

27✓

Goal: 50 (+46%)

Pending Draft

10!

Goal: 5 (-100%)

Pending Tech

4✓

Goal: 5 (+20%)

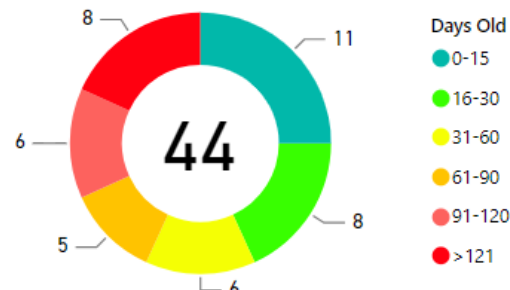
Pending Admin

3✓

Goal: 5 (+40%)

Goal= Threshold for the max # of requests in each bucket

Pending Requests



Avg Age (days): 77

Overall TAT (MTD)

298.2!

Goal: 45, 46

Analysis TAT (MTD)

18.8✓

Goal: 45, 46

Overall TAT (Past 90 Days)

310.3!

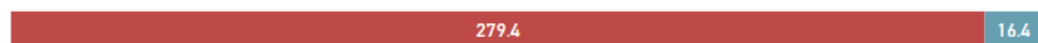
Goal: 45, 46

Analysis TAT (Past 90 Days)

19.0✓


Goal: 45, 46

TAT by Phase of Work (MTD)



● Assign TAT ● Draft TAT ● Tech Review TAT ● Admin Review TAT


Month to Date



TAT by Phase of Work (Past 90 Days)



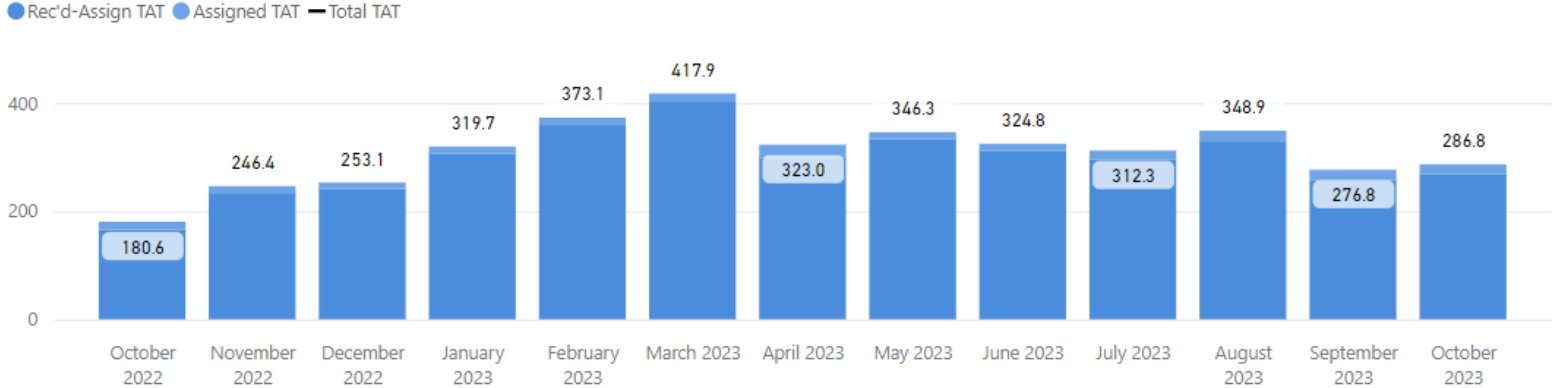
30 Day Avg (Over Past 90 Days)



Date Range

10/1/2022 10/31/2023

Total TAT by Month



Request Type

Multiple selections

Priority Type

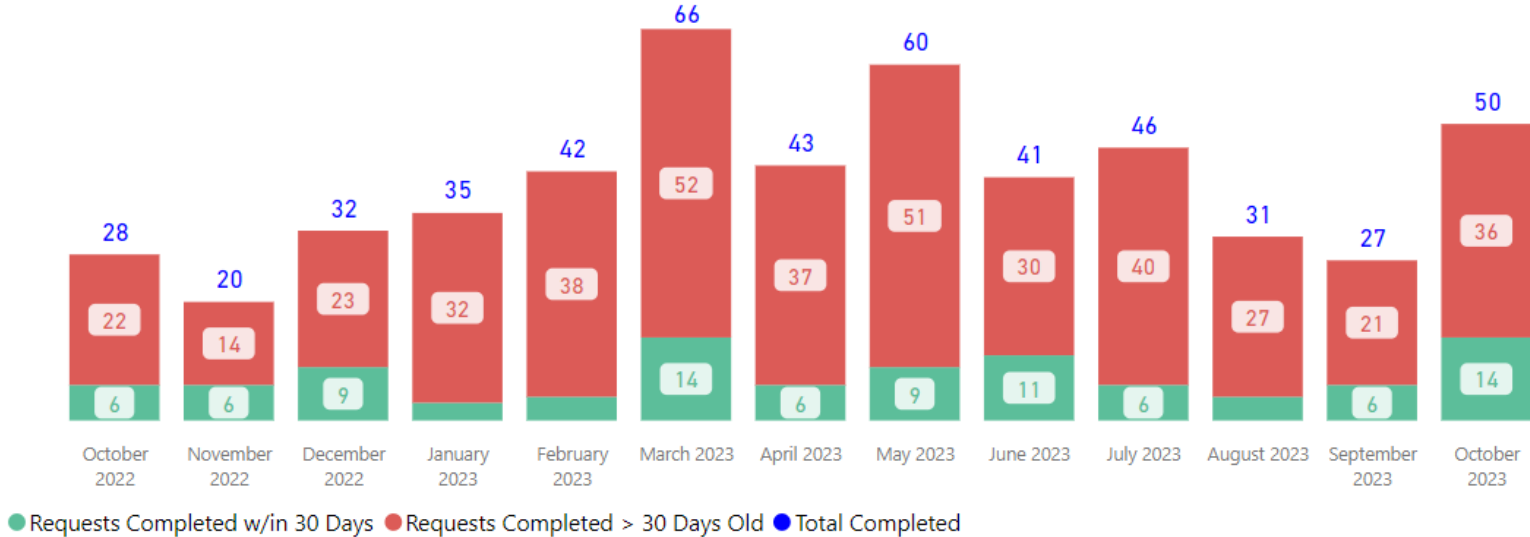
All

Selected Time Frame Averages

321.52
Total TAT (Rec'd-Compl.) Avg

15.83
Assigned TAT (Asgmt.-Compl.) Avg

Requests Completed




Received to Complete

521
Requests Completed

423
Requests Completed > 30 Days Old

81.19 %
% Completed > 30 Days Old

Requests more than 30 days old are considered to be backlogged requests



DFL and DME

Service

Multiple selections

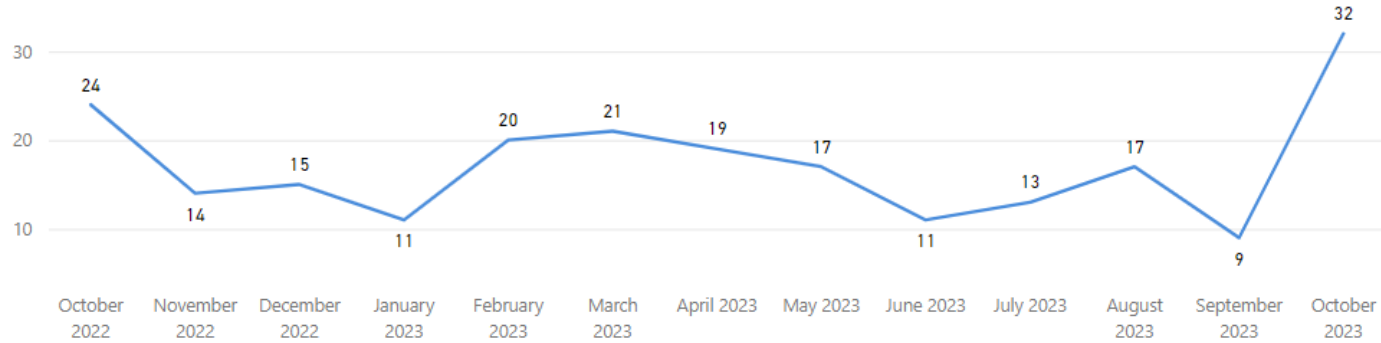
Priority Type

All

Received Filter

10/1/2022 10/31/2023

Received by Month



Total Received

223

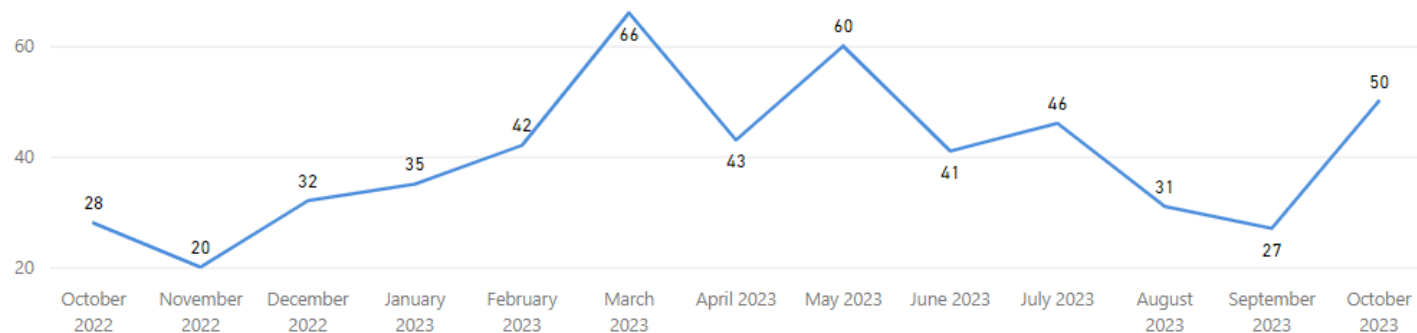
Received per Month (Avg)*

17

Completed Filter

10/1/2022 10/31/2023

Completed by Month




Total Completed

521


Completed per Month (Avg)*

40

* months with zero activity are not calculated into the average



Crime Scene Unit



Service

CSU Response

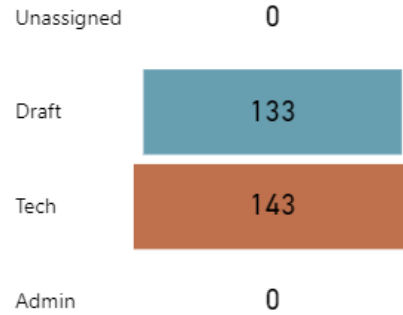
Priority Type

All

Backlogged Requests: 15

Avg Age of Backlog (days): 80

Longest Time in Phase (Pending)



of Unassigned

0 ✓

Goal: 0

Pending Draft

17 ✓

Goal: 30 (+43.33%)

Pending Tech

38 !

Goal: 30 (-26.67%)

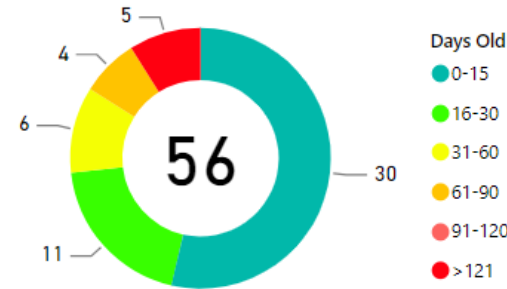
Pending Admin

1 !

Goal: 0

Goal= Threshold for the max # of requests in each bucket

Pending Requests



Avg Age (days): 31

Overall TAT (MTD)

19.4 ✓

Goal: 30, 31

Overall TAT (Past 90 Days)

16.5 ✓

Goal: 30, 31

Analysis TAT (MTD)

19.4 ✓

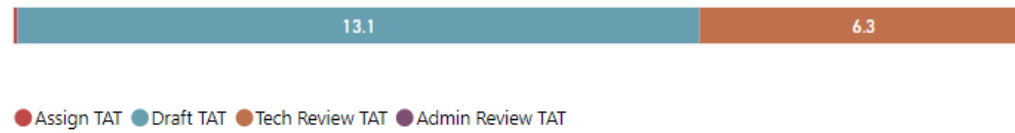
Goal: 30, 31

Analysis TAT (Past 90 Days)

16.4 ✓

Goal: 30, 31

TAT by Phase of Work (MTD)




● Assign TAT ● Draft TAT ● Tech Review TAT ● Admin Review TAT



TAT by Phase of Work (Past 90 Days)



Month to Date



30 Day Avg (Over Past 90 Days)



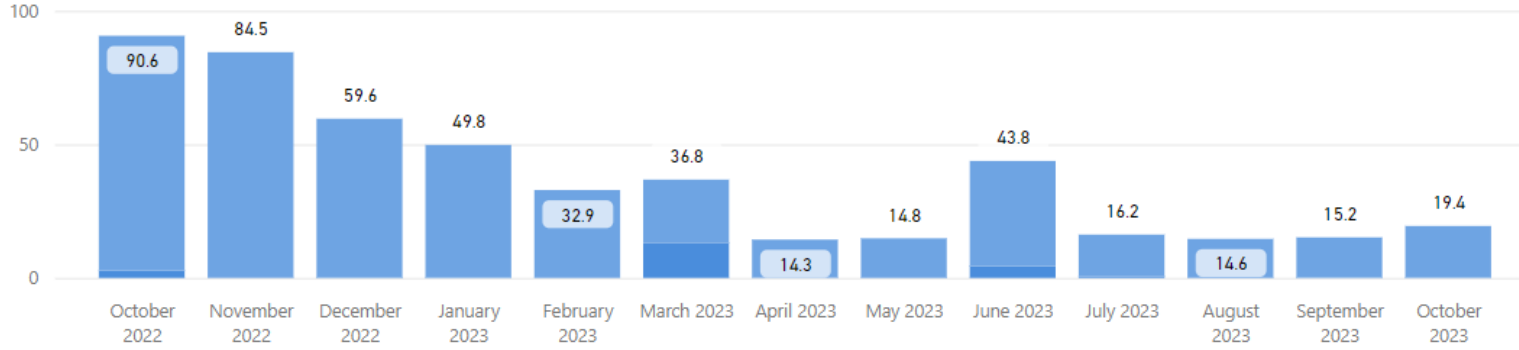
Date Range

10/1/2022

10/31/2023

Total TAT by Month

● Rec'd-Assign TAT ● Assigned TAT — Total TAT



Request Type

CSU Response

Priority Type

All

Selected Time Frame Averages

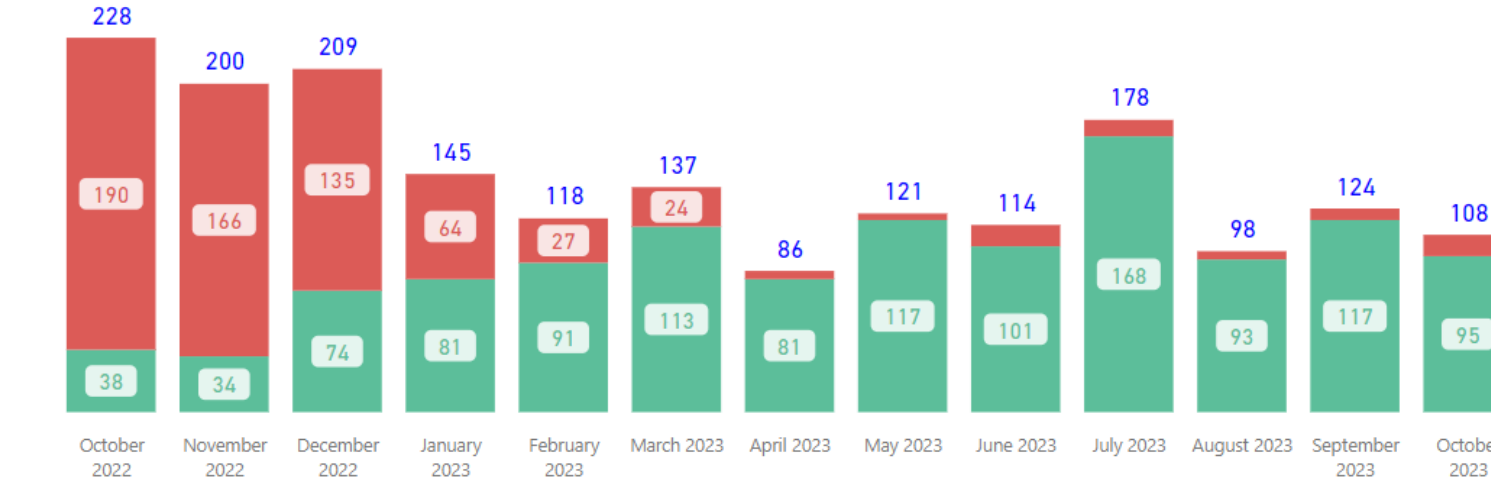
44.19

Total TAT (Rec'd-Compl.) Avg

42.52

Assigned TAT (Asgmt.-Compl.) Avg

Requests Completed



● Requests Completed w/in 30 Days ● Requests Completed > 30 Days Old ● Total Completed

Received to Complete

1866

Requests Completed


663

Requests Completed > 30 Days Old

35.53 %

% Completed > 30 Days Old

Requests more than 30 days old are considered to be backlogged requests



Service

Priority Type

CSU Response

All

Received Filter

10/1/2022 10/31/2023

Received by Month



Total Received

1,501

Received per Month (Avg)*

115

Completed Filter

10/1/2022 10/31/2023

Completed by Month




Total Completed

1,866

Completed per Month (Avg)*

144

* months with zero activity are not calculated into the average



Service

CSU VEB

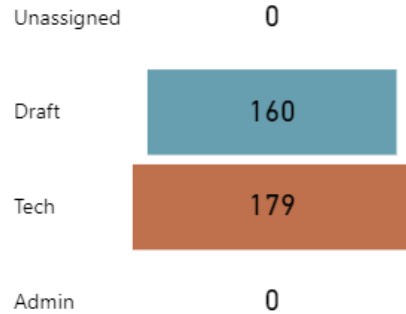
Priority Type

All

Backlogged Requests: 7

Avg Age of Backlog (days): 116

Longest Time in Phase (Pending)



of Unassigned

0 ✓

Goal: 0

Pending Draft

13 ✓

Goal: 30 (+56.67%)

Pending Tech

15 ✓

Goal: 30 (+50%)

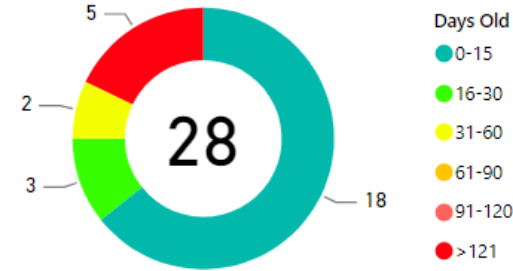
Pending Admin

0 ✓

Goal: 30 (+100%)

Goal= Threshold for the max # of requests in each bucket

Pending Requests



Avg Age (days): 36

Overall TAT (MTD)

13.0 ✓

Goal: 30, 31

Overall TAT (Past 90 Days)

16.6 ✓

Goal: 30, 31

Analysis TAT (MTD)

13.0 ✓

Goal: 30, 31

Analysis TAT (Past 90 Days)

16.5 ✓

Goal: 30, 31

TAT by Phase of Work (MTD)

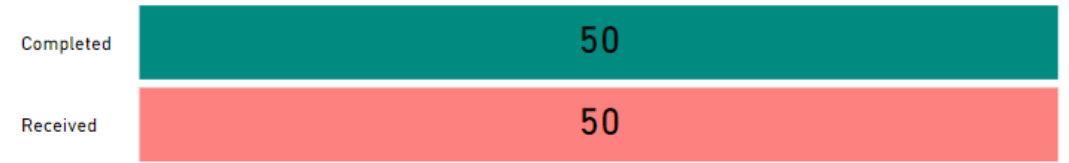


● Assign TAT ● Draft TAT ● Tech Review TAT ● Admin Review TAT



TAT by Phase of Work (Past 90 Days)



Month to Date



30 Day Avg (Over Past 90 Days)



Date Range

10/1/2022

10/31/2023

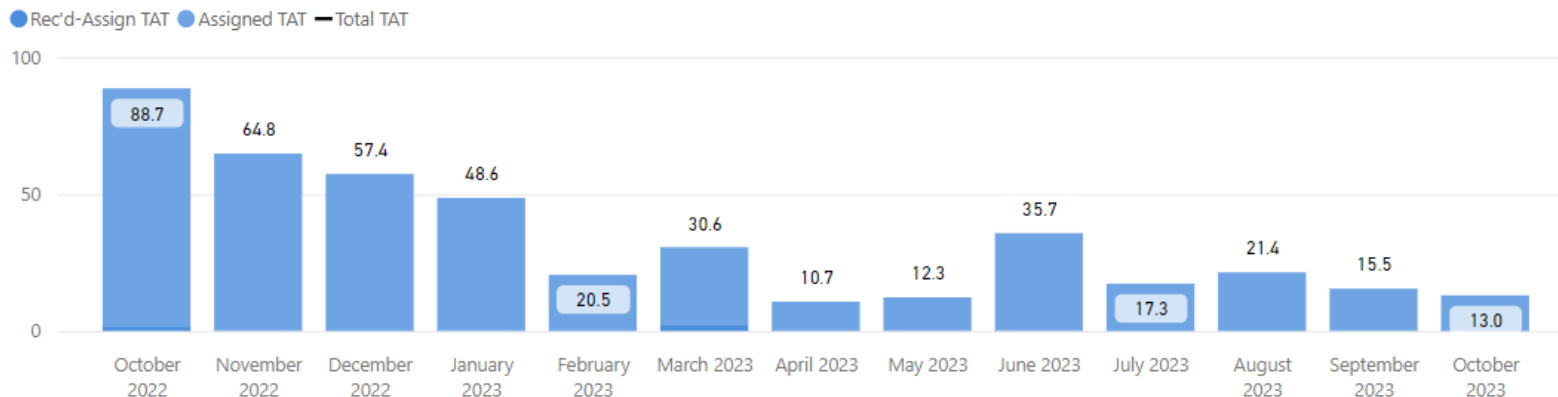
Request Type

CSU VEB

Priority Type

All

Total TAT by Month



Selected Time Frame Averages

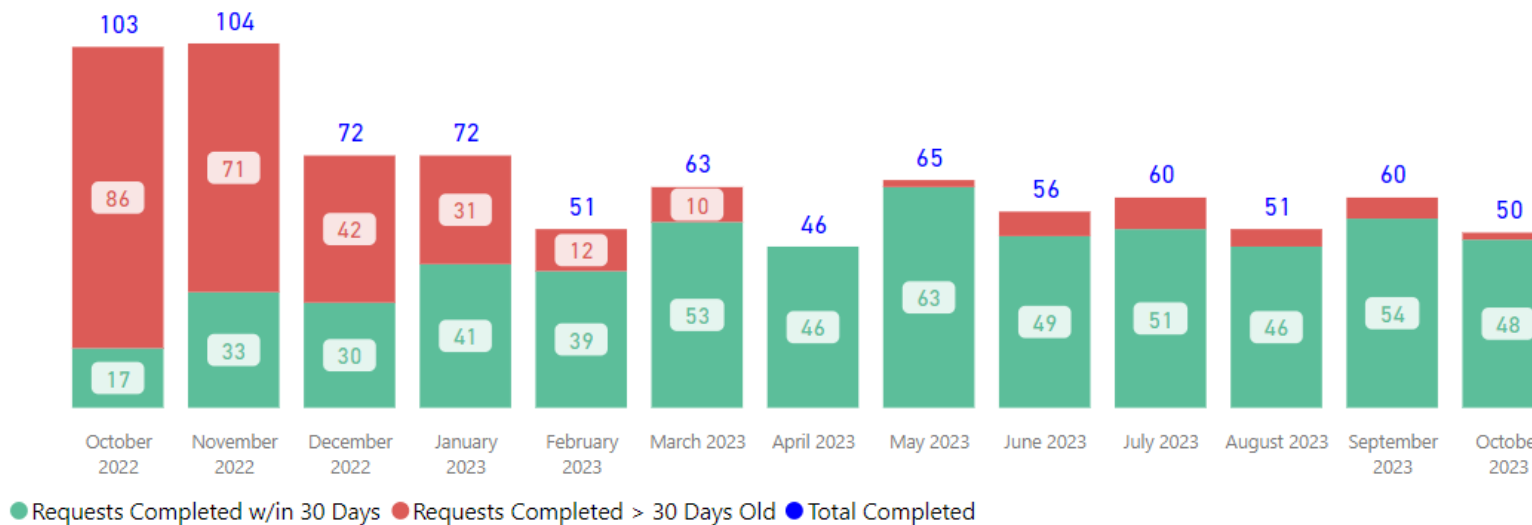
39.24

Total TAT (Rec'd-Compl.) Avg

38.78

Assigned TAT (Asgmt.-Compl.) Avg

Requests Completed



Received to Complete

853

Requests Completed


283

Requests Completed > 30 Days Old

33.18 %

% Completed > 30 Days Old

Requests more than 30 days old are considered to be backlogged requests



Service

CSU VEB

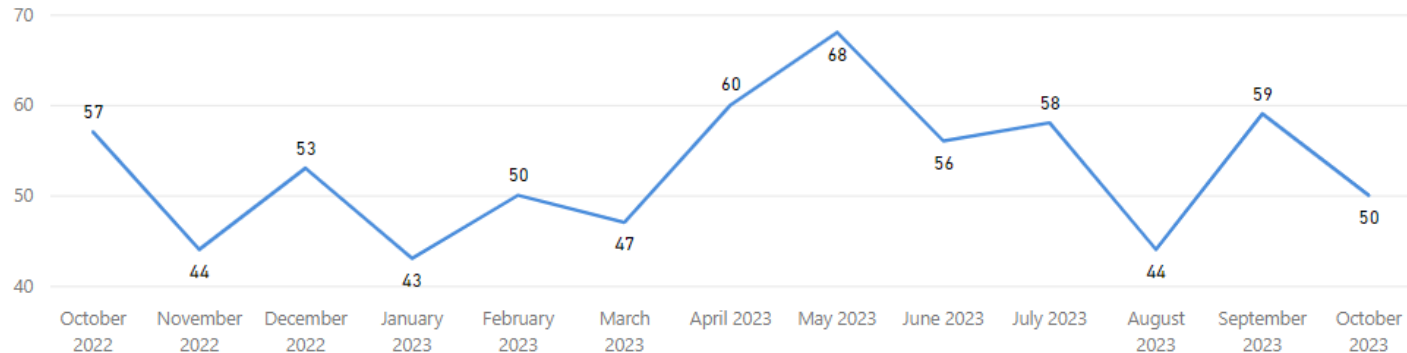
Priority Type

All

Received Filter

10/1/2022 10/31/2023

Received by Month



Total Received

689

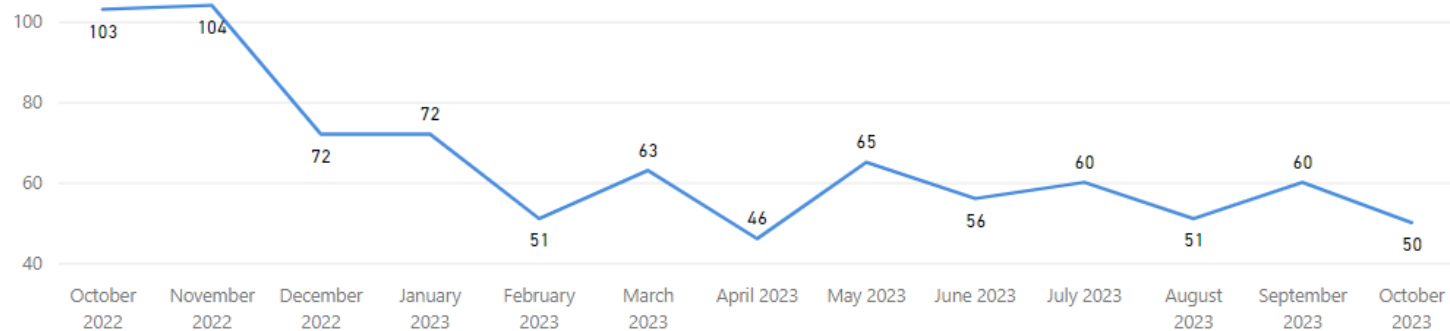
Received per Month (Avg)*

53

Completed Filter

10/1/2022 10/31/2023

Completed by Month



Total Completed

853

Completed per Month (Avg)*

66

* months with zero activity are not calculated into the average

