



January 2024 Operations Data



January 2024 Company Overview



HFSC Turnaround Time (TAT)

TAT Date Range*

Porter Lee

Justice Trax

1/1/2024

1/31/2024

1/1/2024

1/31/2024

Analysis TAT

25

Overall TAT

69

* Both Porter Lee and Justice Trax date ranges MUST be set to the same date range

Backlog

Number of Requests
Backlogged

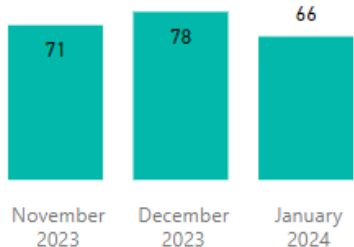
4,162

% of Requests in
Backlog

17.1%

Avg Age of Open Requests

Avg Age of Open Request...


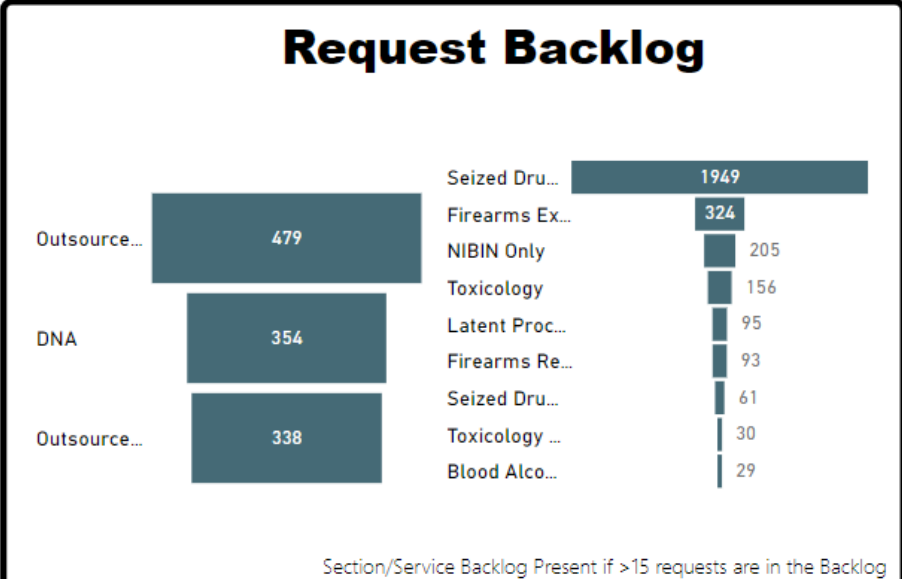
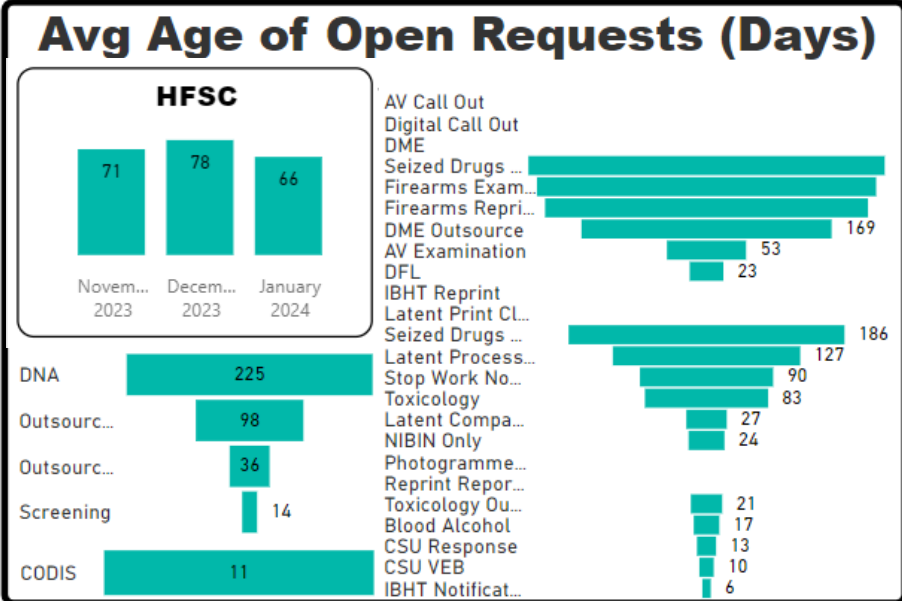


% Decrease in
Avg Age of Open
Requests*

37.7%

* compared to beginning of performance year

January 2024 Company Overview



Key for Dashboard Section Pages

Center of ring=total pending cases
Ring=breakdown of age for all pending cases

Type of Testing →

Service

Seized Drugs Examination

Priority Type

All

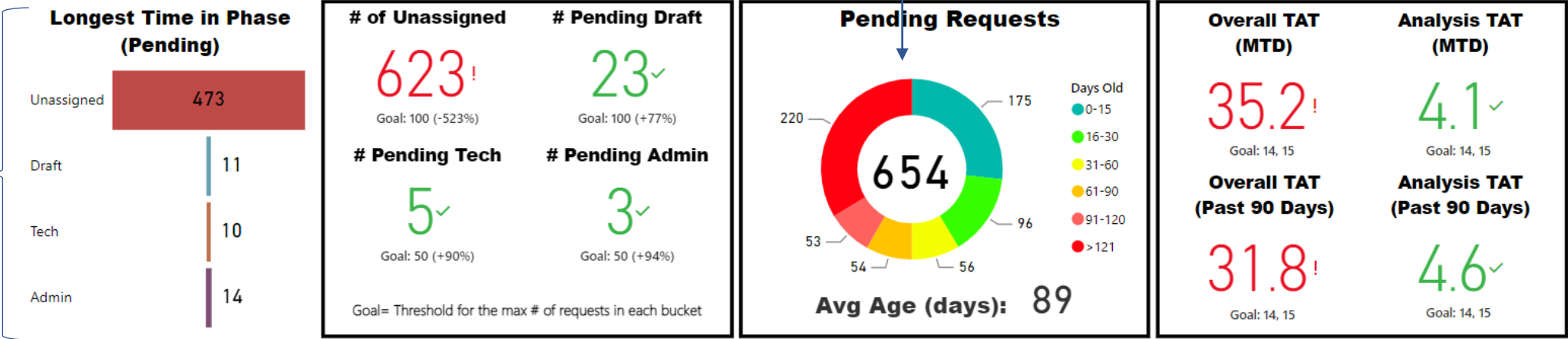
Backlogged Requests:

383


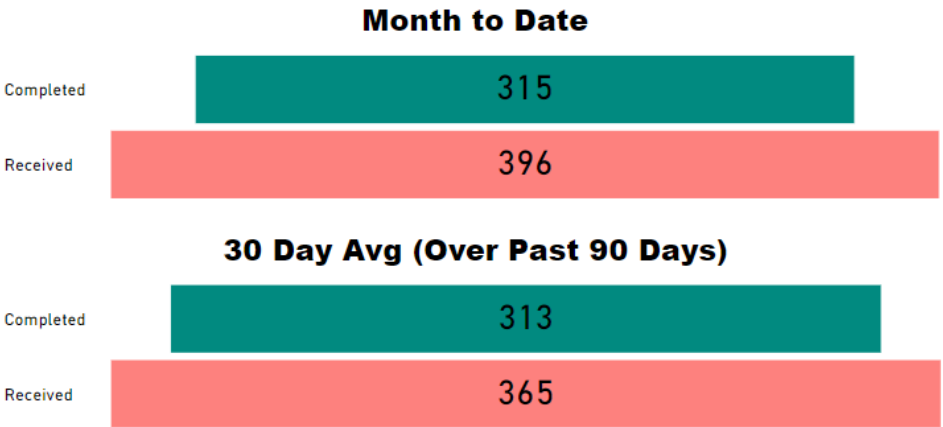
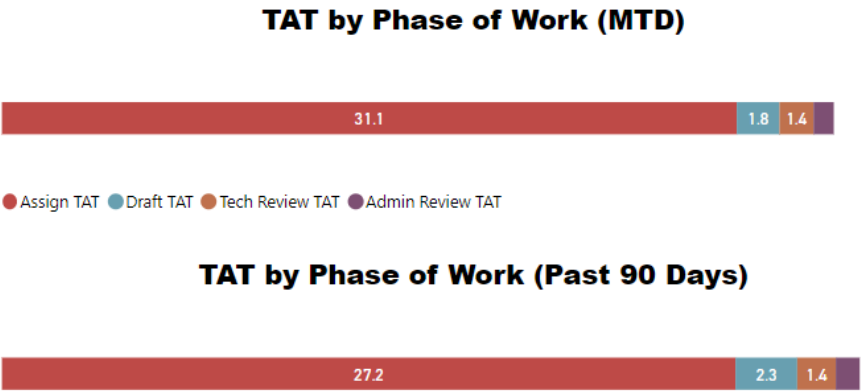
Avg Age of Backlog (days):

142

Pending work



Turnaround time (days) by phase of work



TAT= Turnaround Time MTD= Month to date Backlogged Requests = Requests open over 30 days

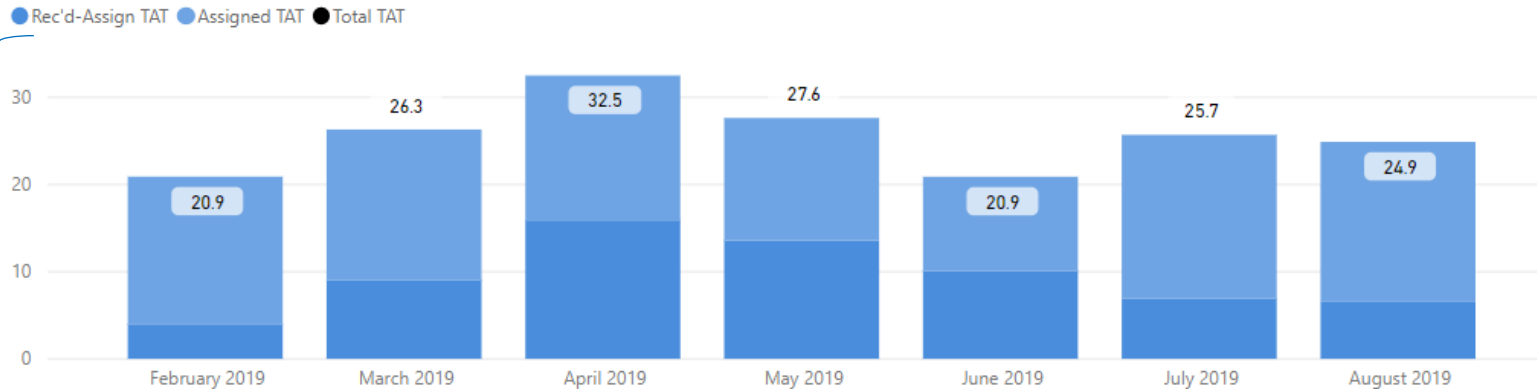
Key for Dashboard Historical Pages 1/2

Date Range

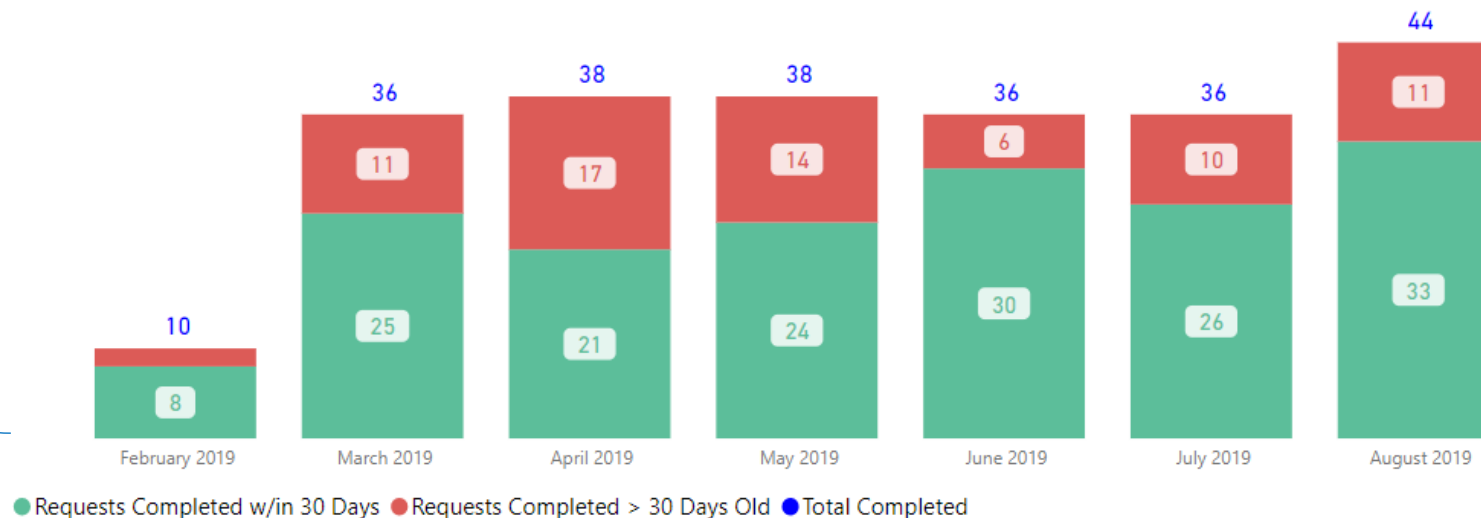
8/1/2018

8/31/2019

Total TAT by Month



Requests Completed



Type of testing

Request Type

Firearms Examination

Priority Type

All

Report type

Selected Time Frame Averages

26.11

Total TAT (Rec'd-Compl.) Avg

16.08

Assigned TAT (Asgmt.-Compl.) Avg

Overall average for the selected date range

Received to Complete

238

Requests Completed


71

Requests Completed > 30 Days Old

29.83 %

% Completed > 30 Days Old

Requests more than 30 days old are considered to be backlogged requests



TAT= Turnaround Time

Key for Dashboard Historical Pages 2/2

Type of testing

Service

Priority Type

Seized Drugs Examination

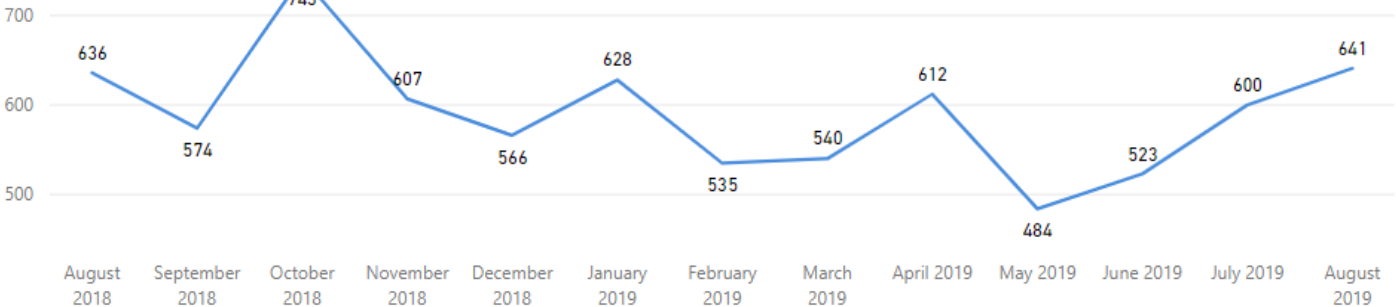
All

Report type

Received Filter

8/1/2018 8/31/2019

Received by Month



Total Received

7,689

Received per Month (Avg)*

591

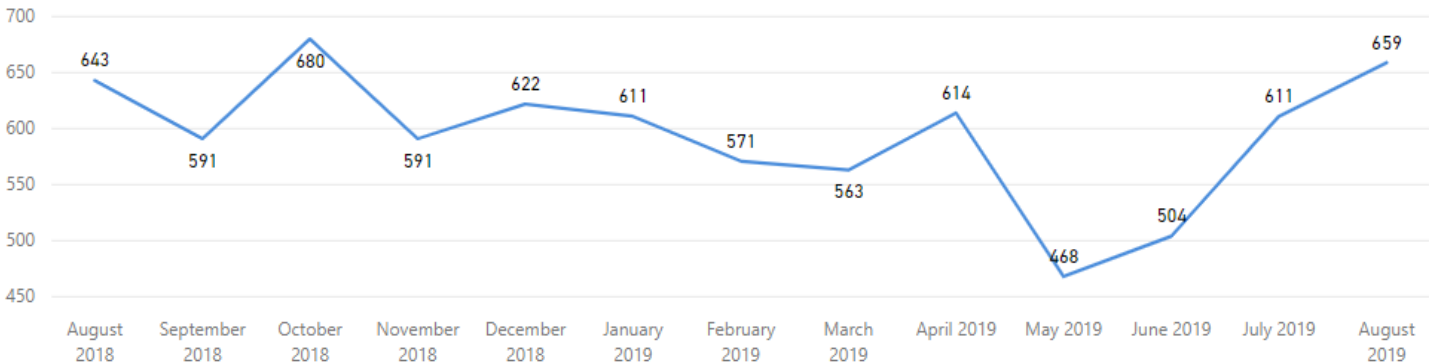
Overall average for the selected date range

Data broken down by month

Completed Filter

8/1/2018 8/31/2019

Completed by Month



Total Completed


7,728

Completed per Month (Avg)*


594

Overall average for the selected date range

* months with zero activity are not calculated into the average



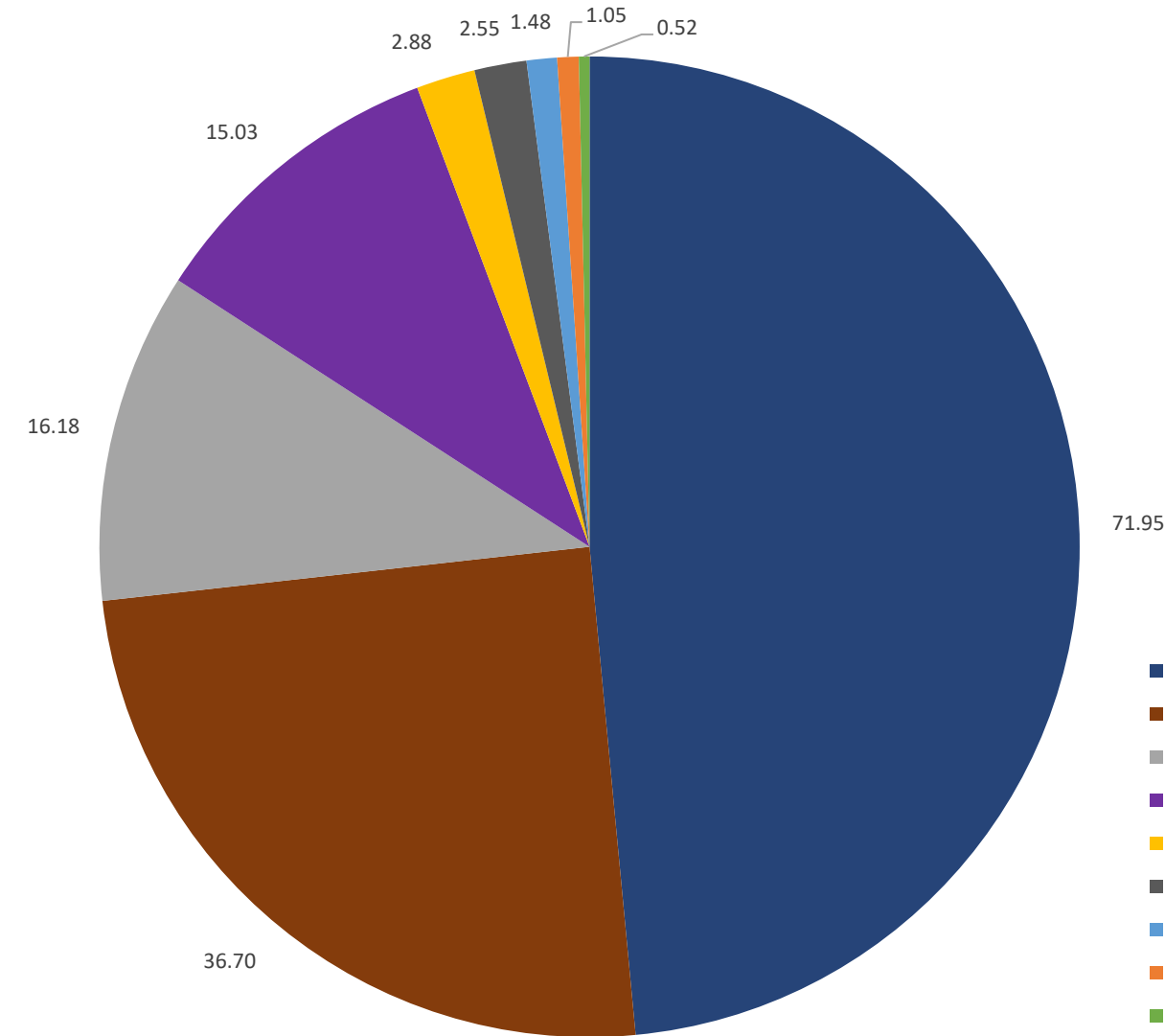
Client Services and Case Management (CS/CM)



CS/CM – January

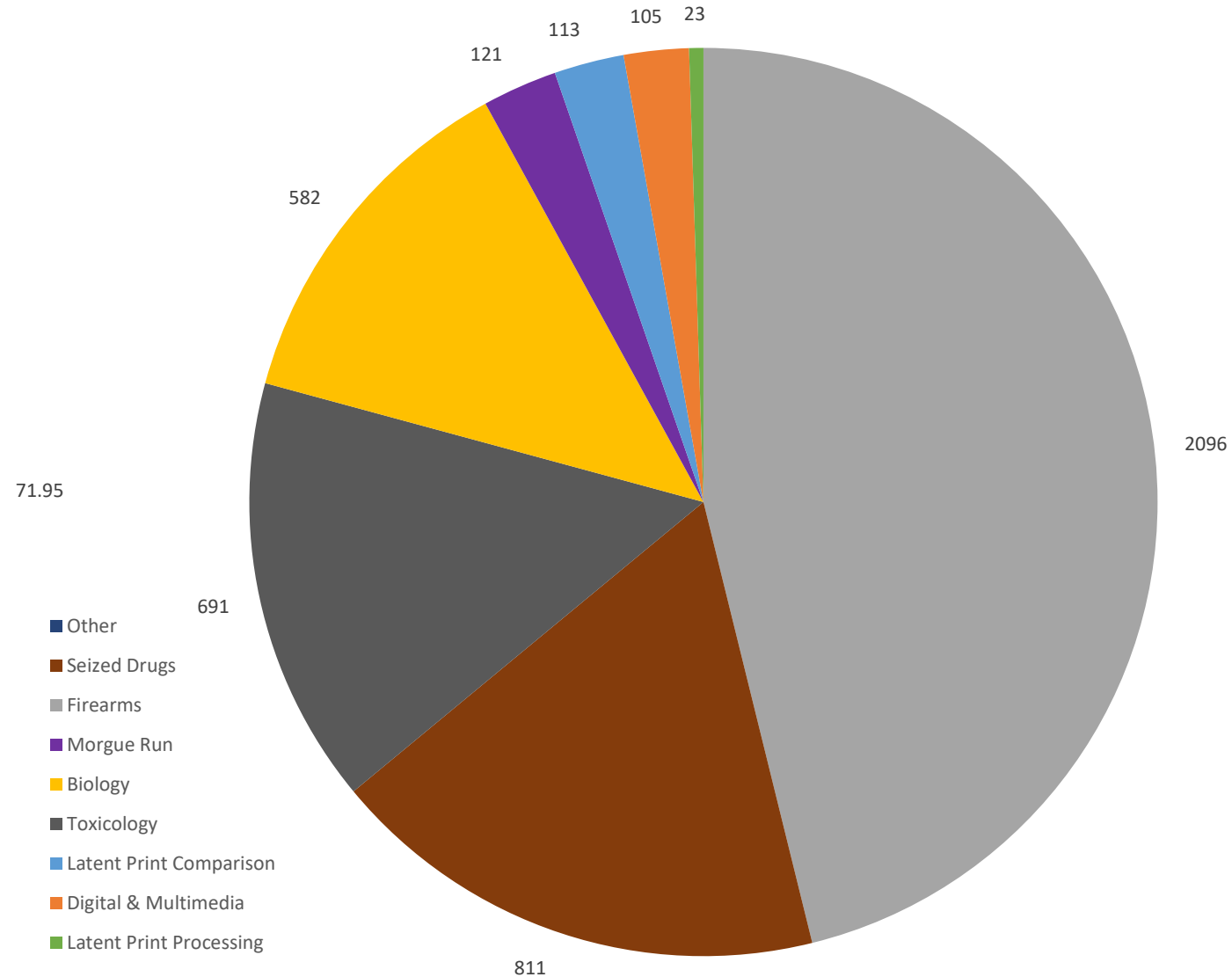
Total Time by Section (Hours)

See Time Categories by Section slide for breakdown

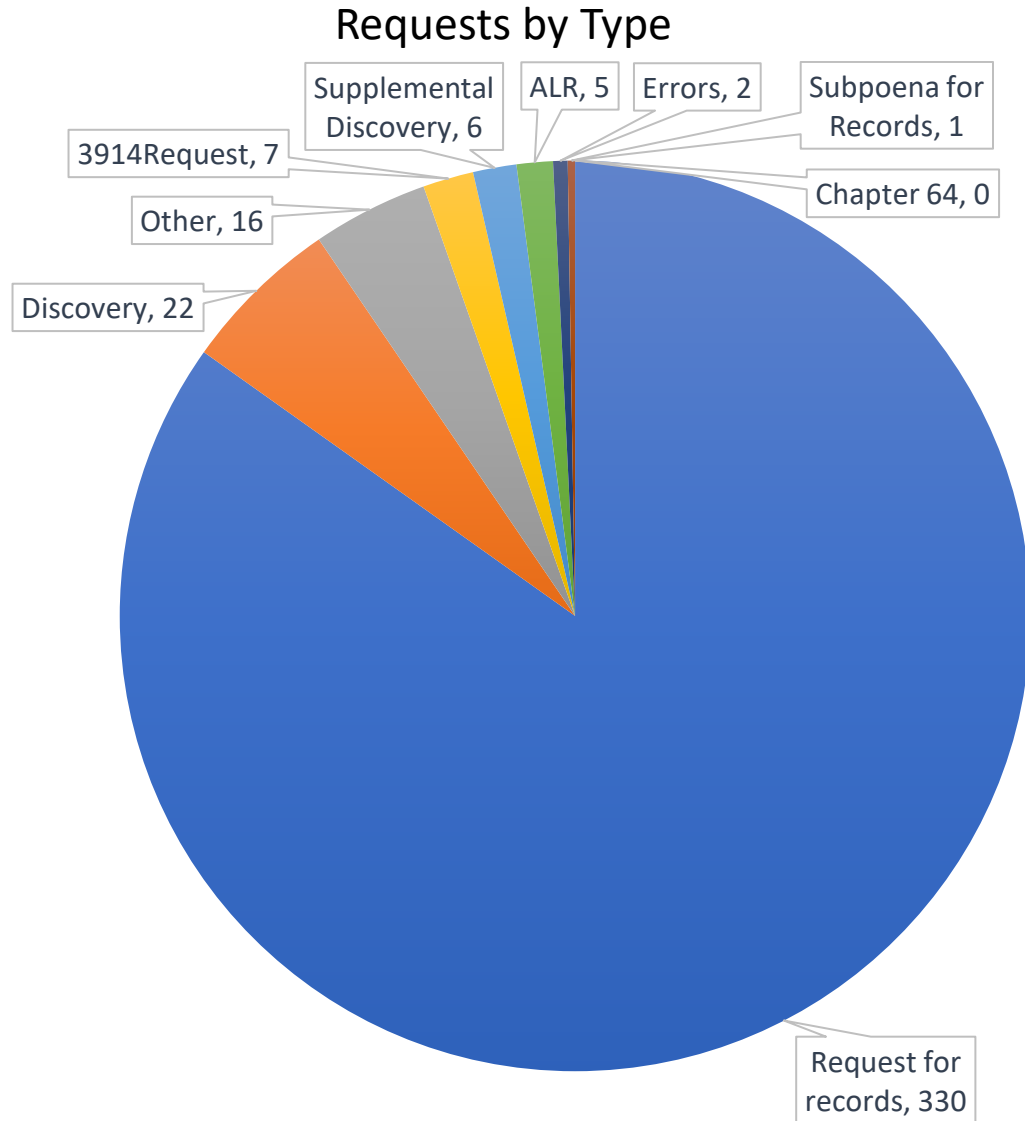


Evidence Handling

Total Items by Section

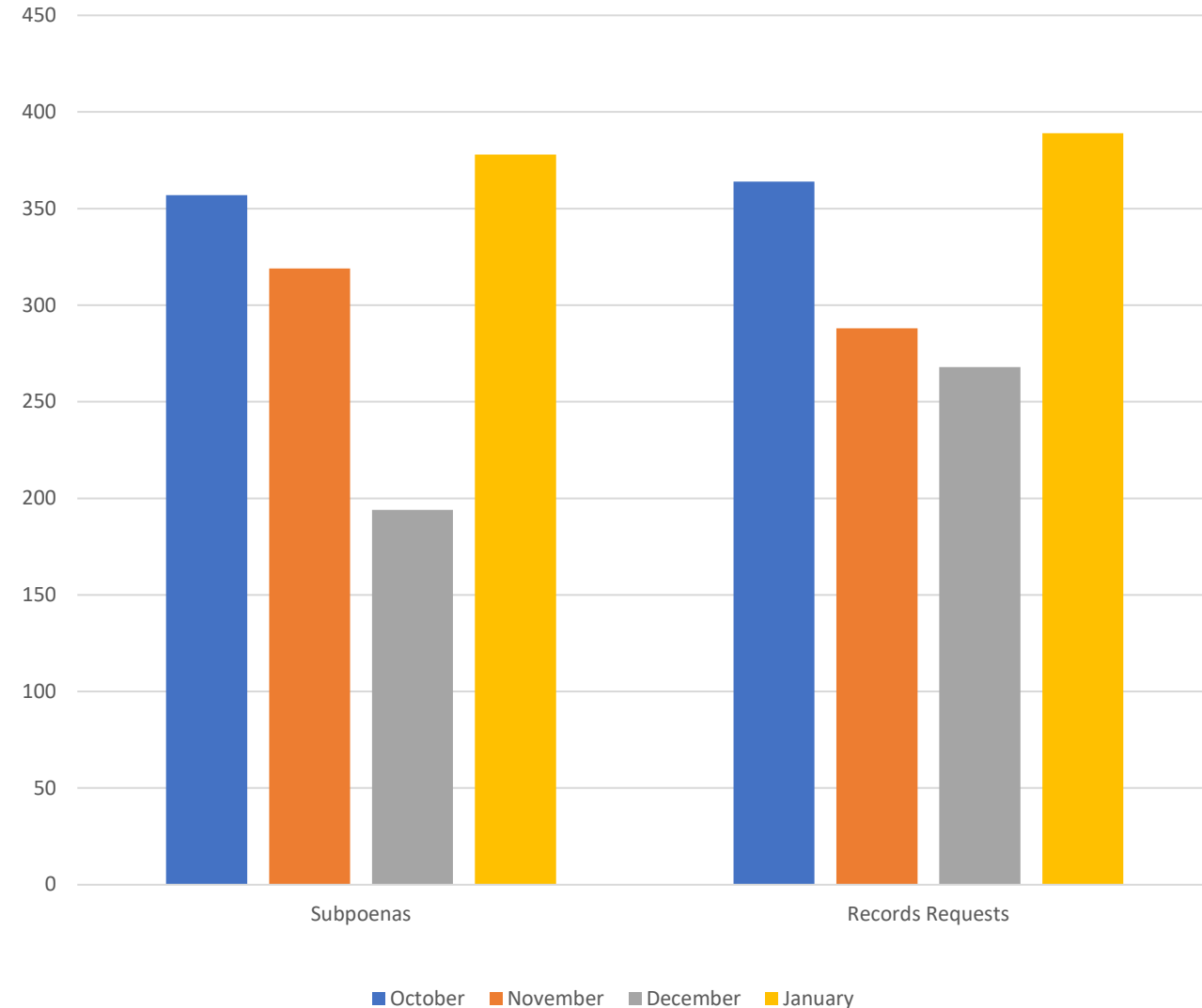


CS/CM – January

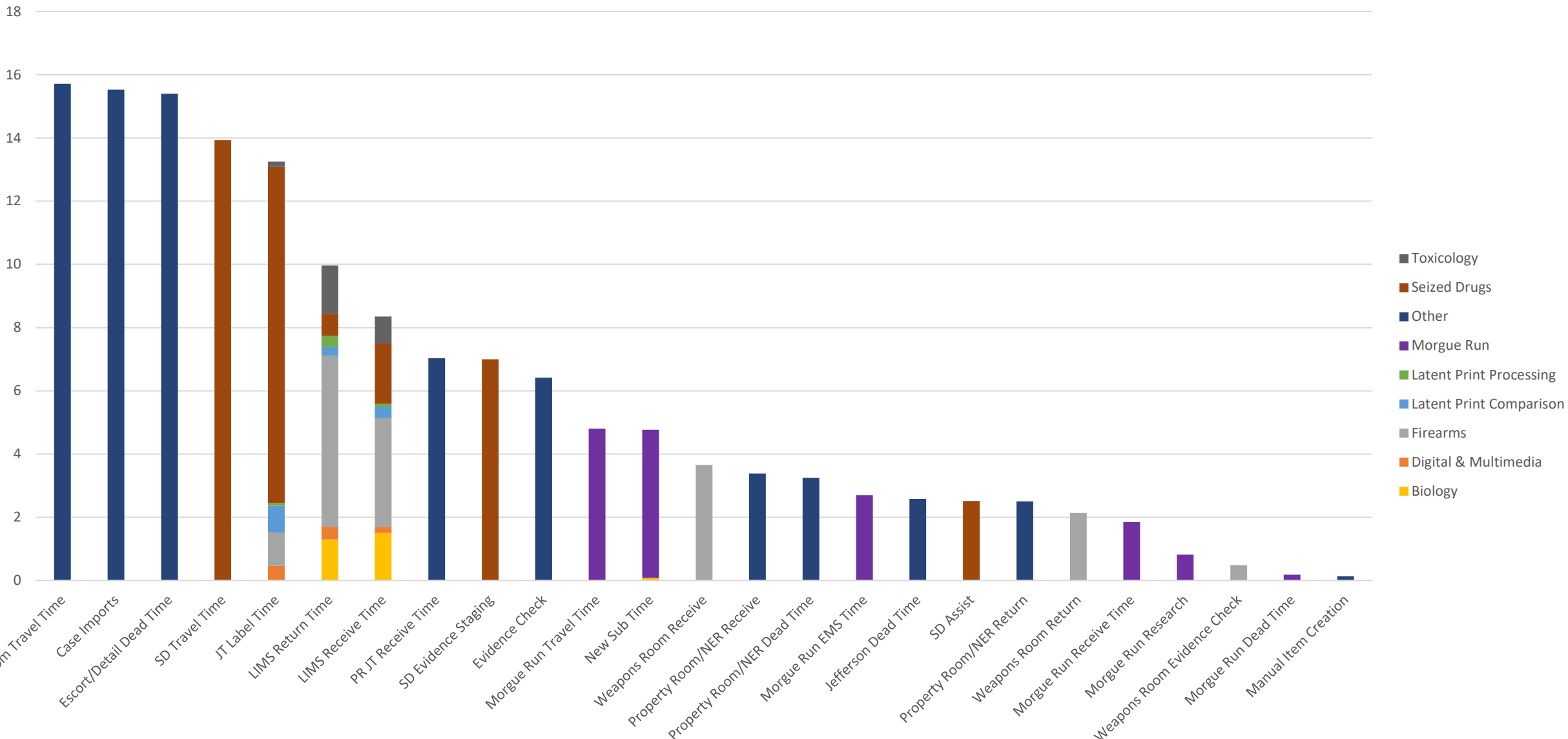


Administrative

Subpoenas & Records Requests



Evidence Handling



Service

CSCM Tox Accession

Priority Type

All

Backlogged Requests: 0

Avg Age of Backlog (days): (Blank)

Longest Time in Phase
(Pending)

Unassigned 0

Draft 0

Admin 0

of Unassigned

2✓

Goal: 150 (+98.67%)

Pending Draft

0✓

Goal: 3 (+100%)

Pending Admin

0✓

Goal: 60 (+100%)

Goal= Threshold for the max # of requests in each bucket

Pending Requests



Days Old

- 0-15
- 16-30
- 31-60
- 61-90
- 91-120
- >121

Avg Age (days): 0

Overall TAT
(MTD)

1.4✓

Goal: 5, 10

Overall TAT
(Past 90 Days)

1.5✓

Goal: 5, 10

Accessioning TAT is TAT for request received to assigned.

Accessioning TAT
(MTD)

1.1✓

Goal: 5, 10

Accessioning TAT
(Past 90 Days)

1.1✓

Goal: 5, 10

TAT by Phase of Work (MTD)



● Assign TAT ● Draft TAT ● Admin Review TAT

TAT by Phase of Work (Past 90 Days)



Month to Date

Completed

324

Received

324

30 Day Avg (Over Past 90 Days)

Completed

283

Received

282



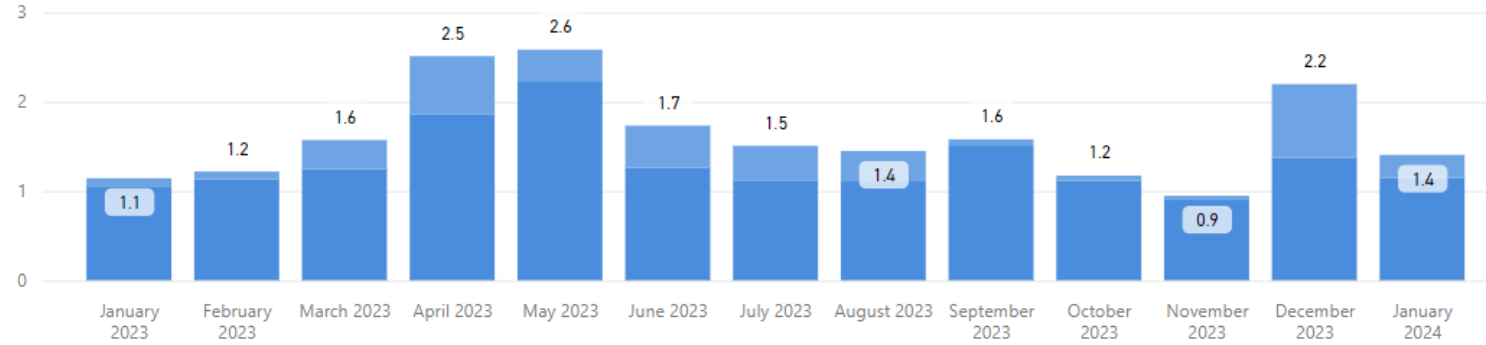
Date Range

1/1/2023

1/31/2024

Total TAT by Month

● Rec'd-Assign TAT ● Assigned TAT — Total TAT



Request Type

CSCM Tax Accession

Priority Type

All

Selected Time Frame Averages

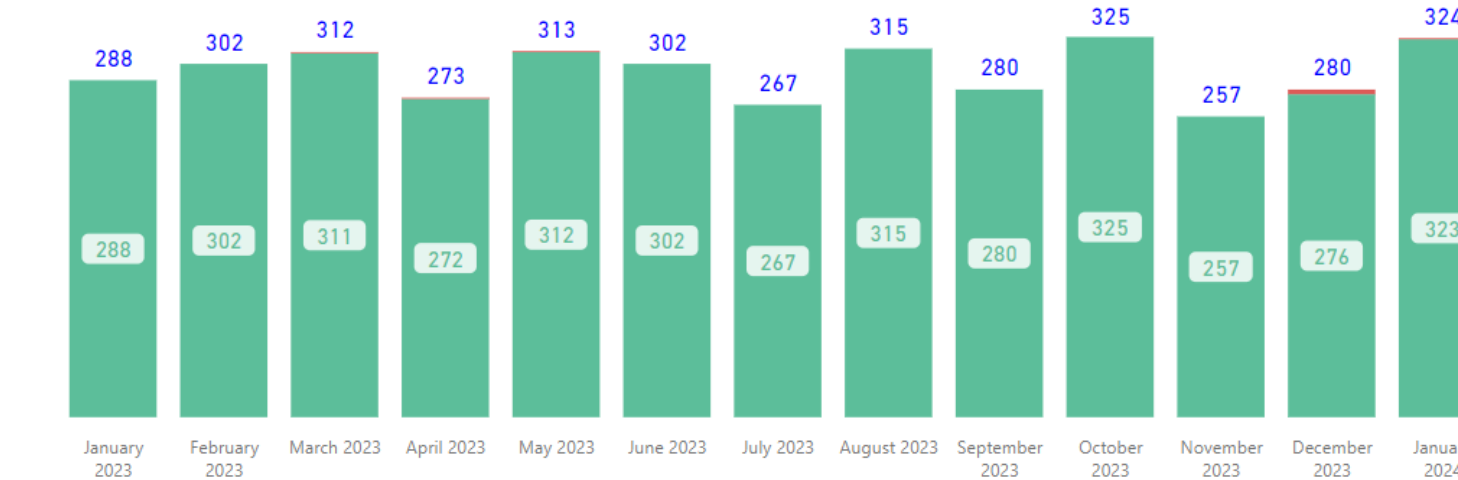
1.61

Total TAT (Rec'd-Compl.) Avg

0.30

Assigned TAT (Asgmt.-Compl.) Avg

Requests Completed



● Requests Completed w/in 30 Days ● Requests Completed > 30 Days Old ● Total Completed

Received to Complete

3838

Requests Completed


8

Requests Completed > 30 Days Old

0.21 %

% Completed > 30 Days Old

Requests more than 30 days old are considered to be backlogged requests



Service

CSCM Tax Accession

Priority Type

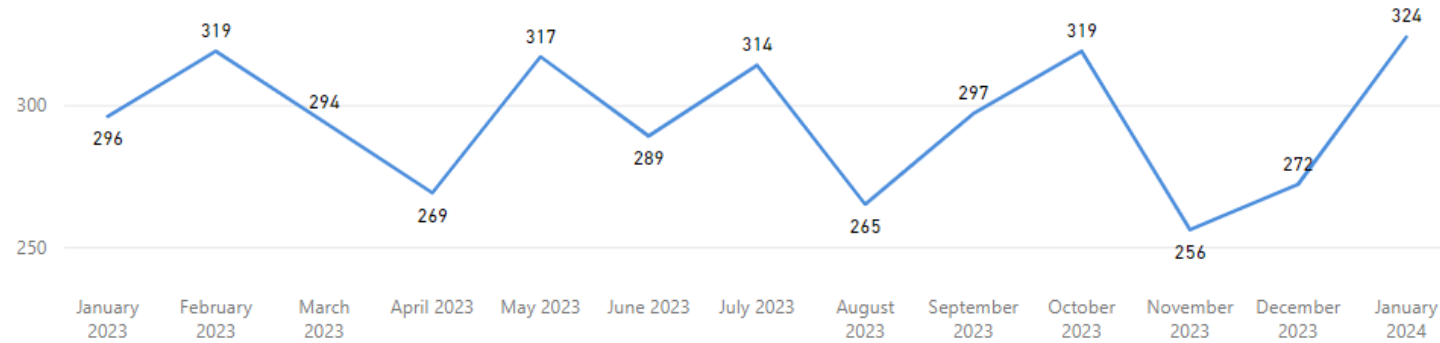
All

Received Filter

1/1/2023

1/31/2024

Received by Month



Total Received

3,831

Received per Month (Avg)*

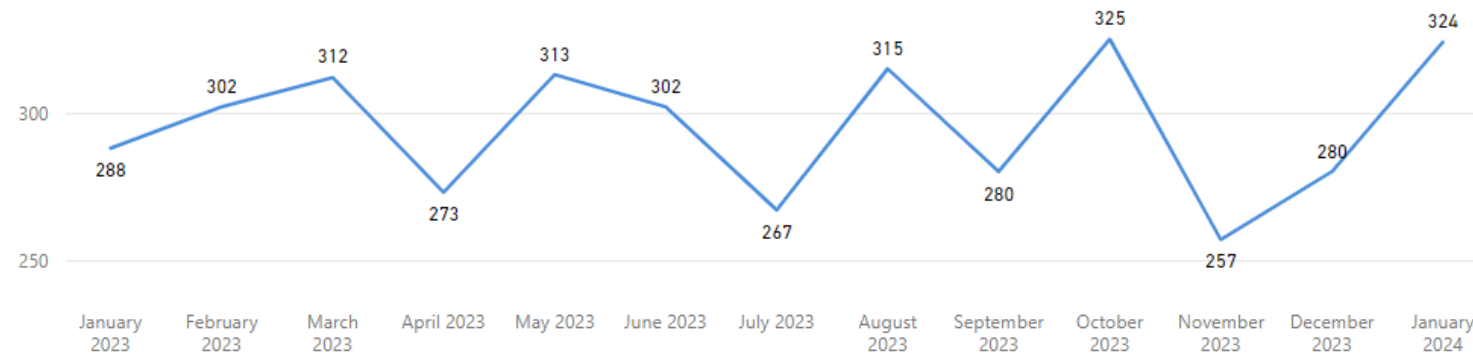
295

Completed Filter

1/1/2023

1/31/2024

Completed by Month




Total Completed

3,838

Completed per Month (Avg)*

295

* months with zero activity are not calculated into the average



Service

CSCM Tox Rejection

Priority Type

All

Backlogged Requests: 0

Avg Age of Backlog (days): (Blank)

Longest Time in Phase
(Pending)

Unassigned 0

Draft 0

Admin 0

of Unassigned

0✓

Goal: 3 (+100%)

Pending Draft

0✓

Goal: 5 (+100%)

Pending Admin

0✓

Goal: 10 (+100%)

Goal= Threshold for the max # of requests in each bucket

Pending Requests

0

Avg Age (days): (Blank)

Days Old

0-15

16-30

31-60

61-90

91-120

>121

Overall TAT
(MTD)

0.3✓

Goal: 5, 10

Overall TAT
(Past 90 Days)

0.2✓

Goal: 5, 10

Accessioning TAT is TAT for request received to assigned.

Accessioning TAT
(MTD)

0.0✓

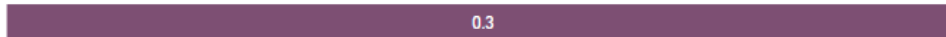
Goal: 5, 10

Accessioning TAT
(Past 90 Days)

0.0✓

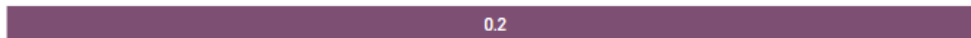
Goal: 5, 10

TAT by Phase of Work (MTD)



● Assign TAT ● Draft TAT ● Admin Review TAT

TAT by Phase of Work (Past 90 Days)



Month to Date

Completed

12

Received

12


30 Day Avg (Over Past 90 Days)

Completed

11

Received

11



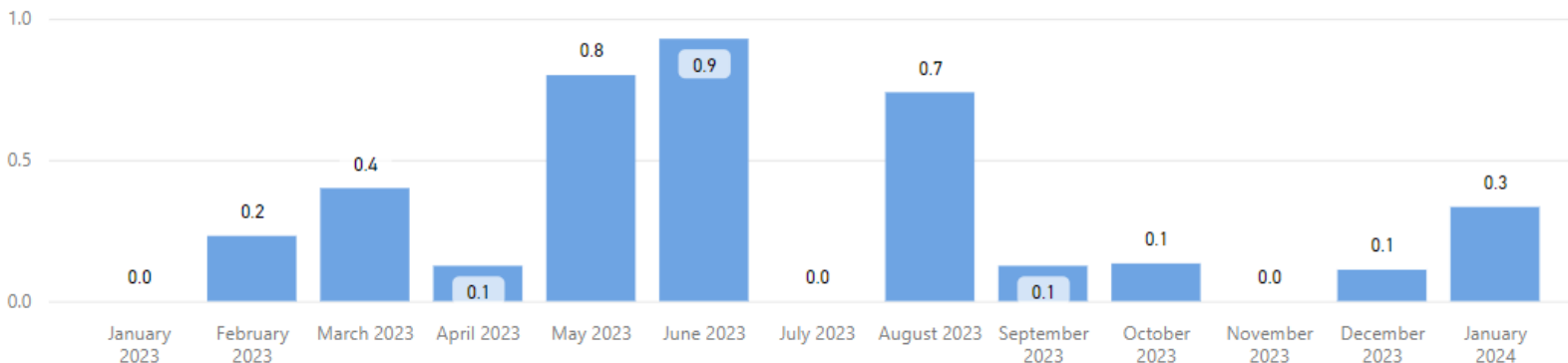
Date Range

1/1/2023

1/31/2024

Total TAT by Month

● Rec'd-Assign TAT ● Assigned TAT — Total TAT



Request Type

CSCM Tox Rejection

Priority Type

All

Selected Time Frame Averages

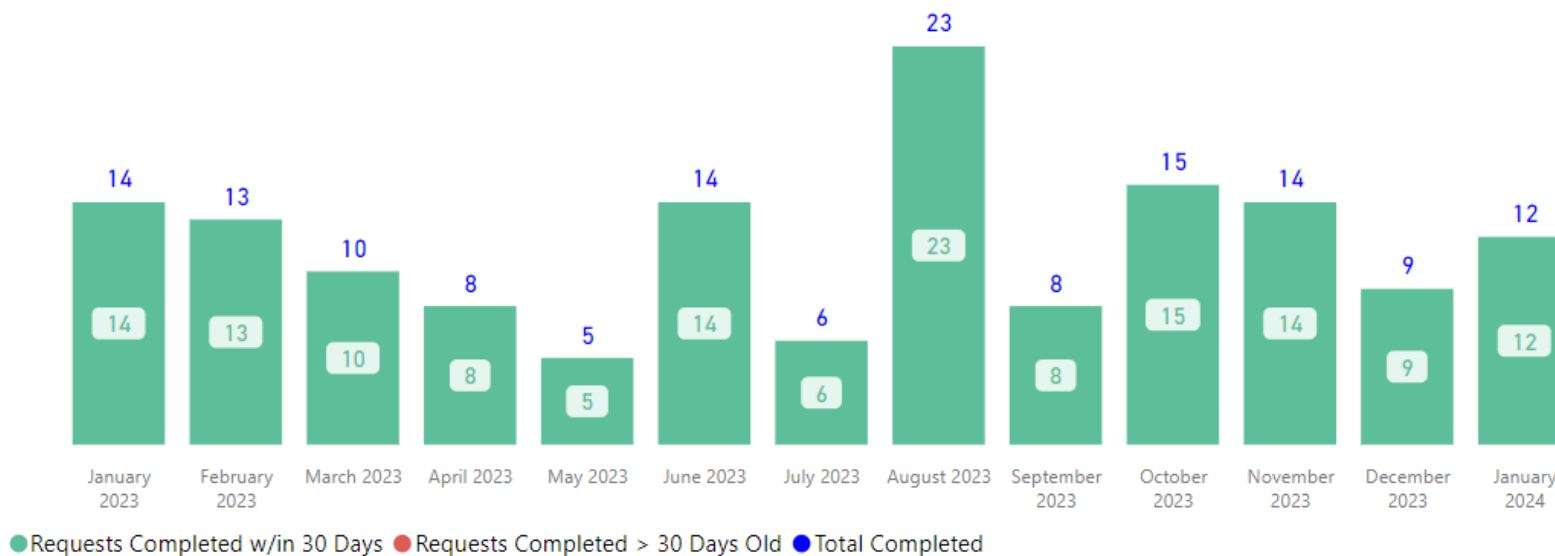
0.33

Total TAT (Rec'd-Compl.) Avg

0.33

Assigned TAT (Asgmt.-Compl.) Avg

Requests Completed



Received to Complete

151


Requests Completed

0

Requests Completed > 30 Days Old

0.00 %

% Completed > 30 Days Old



Requests more than 30 days old are considered to be backlogged requests

Service

CSCM Tox Rejection

Priority Type

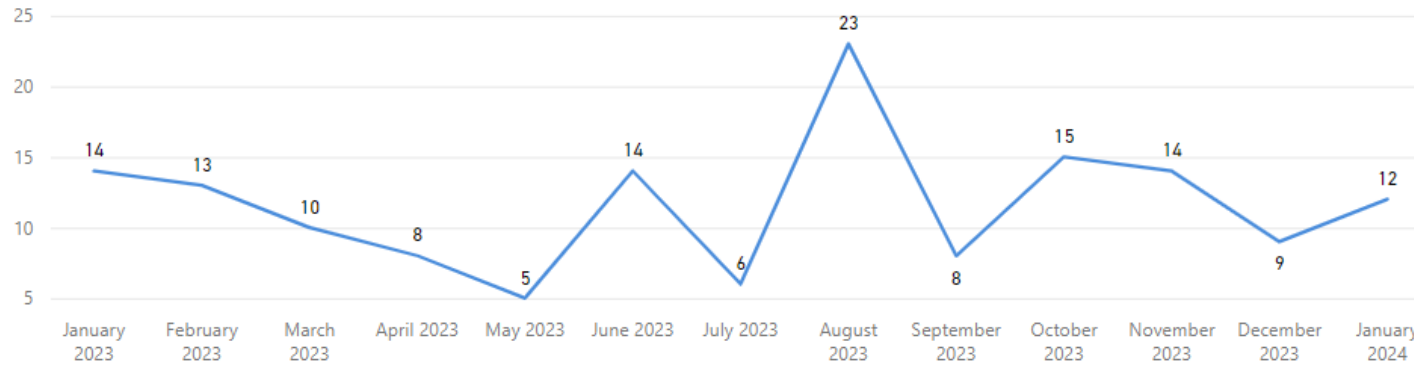
All

Received Filter

1/1/2023

1/31/2024

Received by Month



Total Received

151

Received per Month (Avg)*

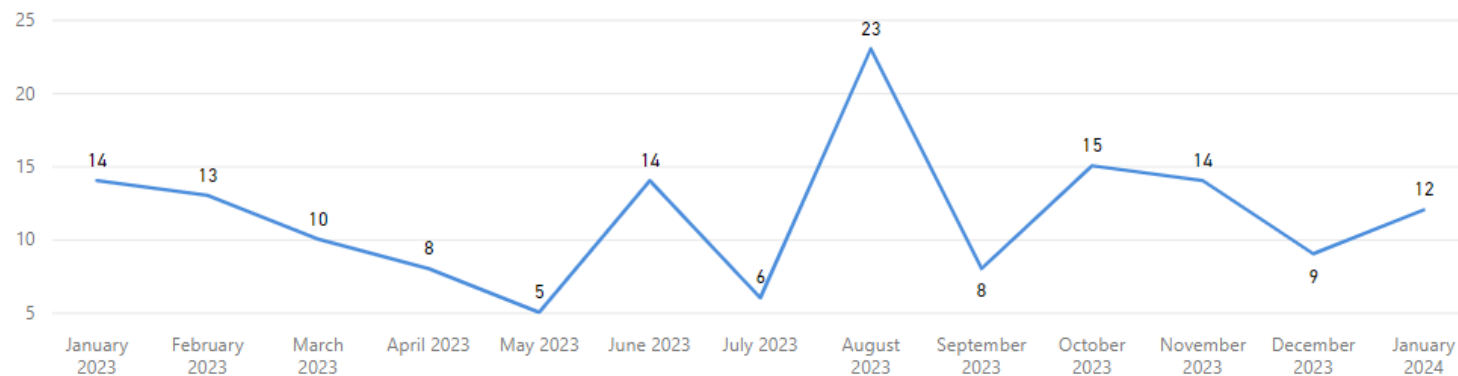
12

Completed Filter

1/1/2023

1/31/2024

Completed by Month




Total Completed

151


Completed per Month (Avg)*

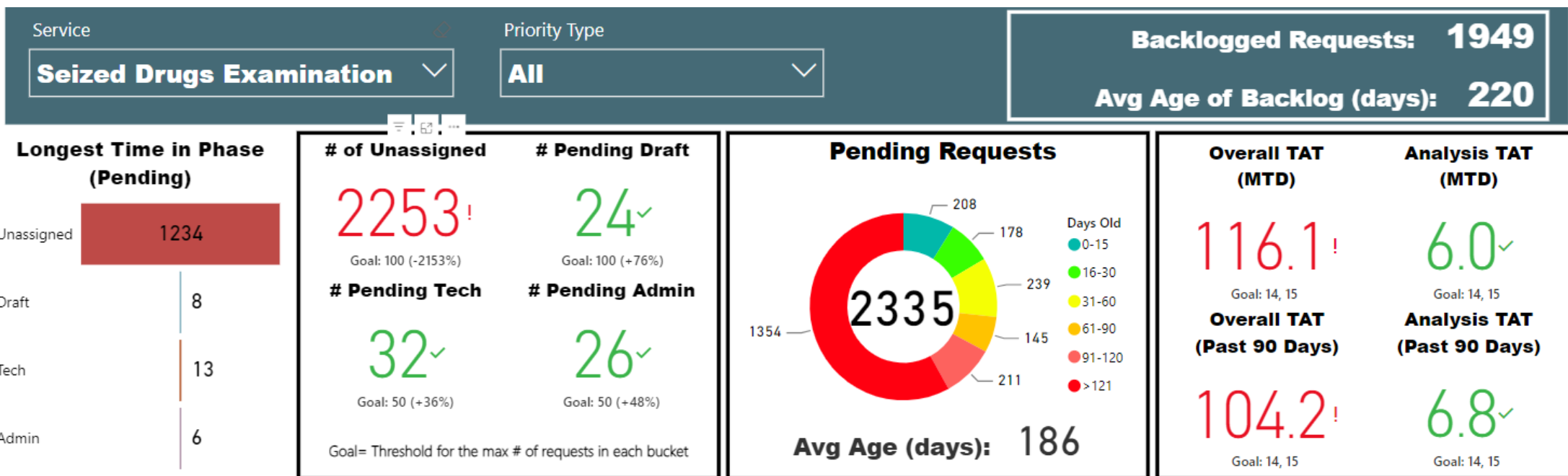
12

* months with zero activity are not calculated into the average

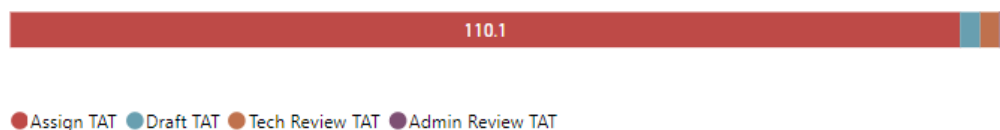


Seized Drugs

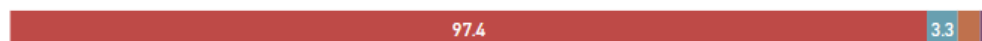




TAT by Phase of Work (MTD)



TAT by Phase of Work (Past 90 Days)



Month to Date

Completed

184

Received

402


30 Day Avg (Over Past 90 Days)

Completed

207

Received

343



Service

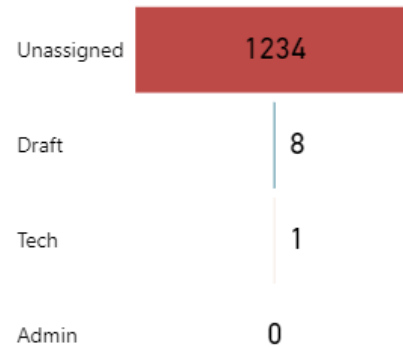
Seized Drugs Examination

Priority Type

Mari

Backlogged Requests: 277

Avg Age of Backlog (days): 316

Longest Time in Phase
(Pending)

of Unassigned

330!

Goal: 100 (-230%)

Pending Draft

11✓

Goal: 100 (+89%)

Pending Tech

6✓

Goal: 50 (+88%)

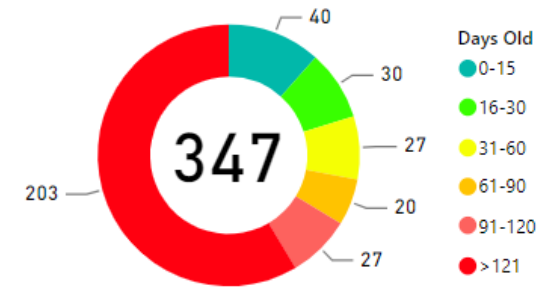
Pending Admin

0✓

Goal: 50 (+100%)

Goal= Threshold for the max # of requests in each bucket

Pending Requests



Avg Age (days): 255

Overall TAT
(MTD)

172.2!

Goal: 14, 15

Overall TAT
(Past 90 Days)

155.4!

Goal: 14, 15

Analysis TAT
(MTD)

7.1✓

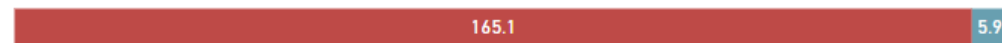
Goal: 14, 15

Analysis TAT
(Past 90 Days)

11.1✓

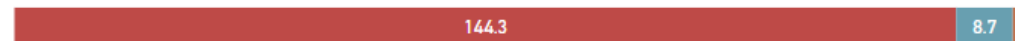
Goal: 14, 15

TAT by Phase of Work (MTD)



● Assign TAT ● Draft TAT ● Tech Review TAT ● Admin Review TAT

TAT by Phase of Work (Past 90 Days)



Month to Date

Completed

32

Received

71


30 Day Avg (Over Past 90 Days)

Completed

40

Received

52

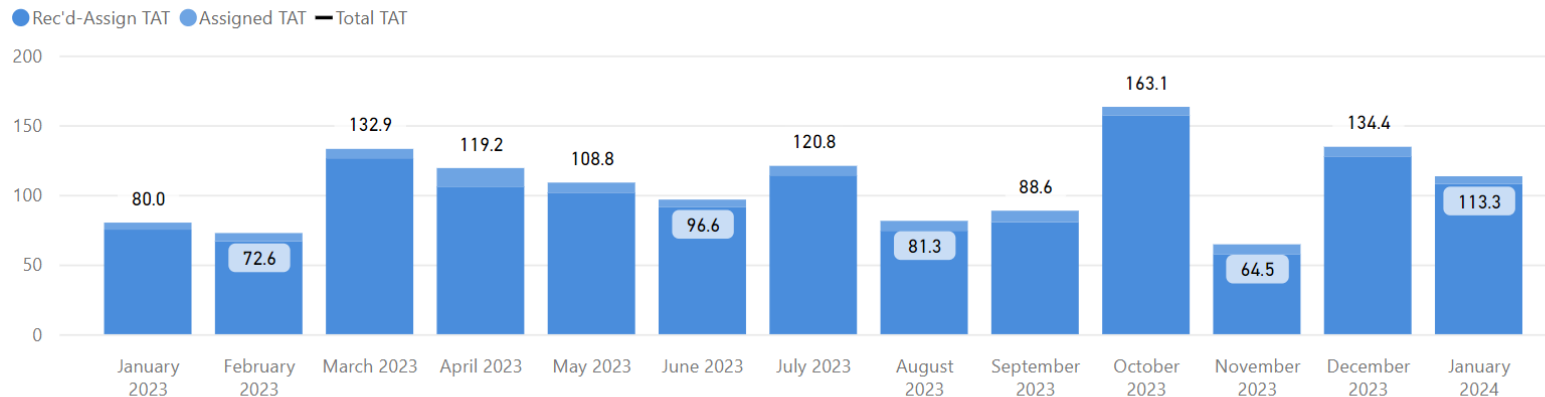


Date Range

1/1/2023

1/31/2024

Total TAT by Month



Request Type

Seized Drugs Examination

Priority Type

All

Selected Time Frame Averages

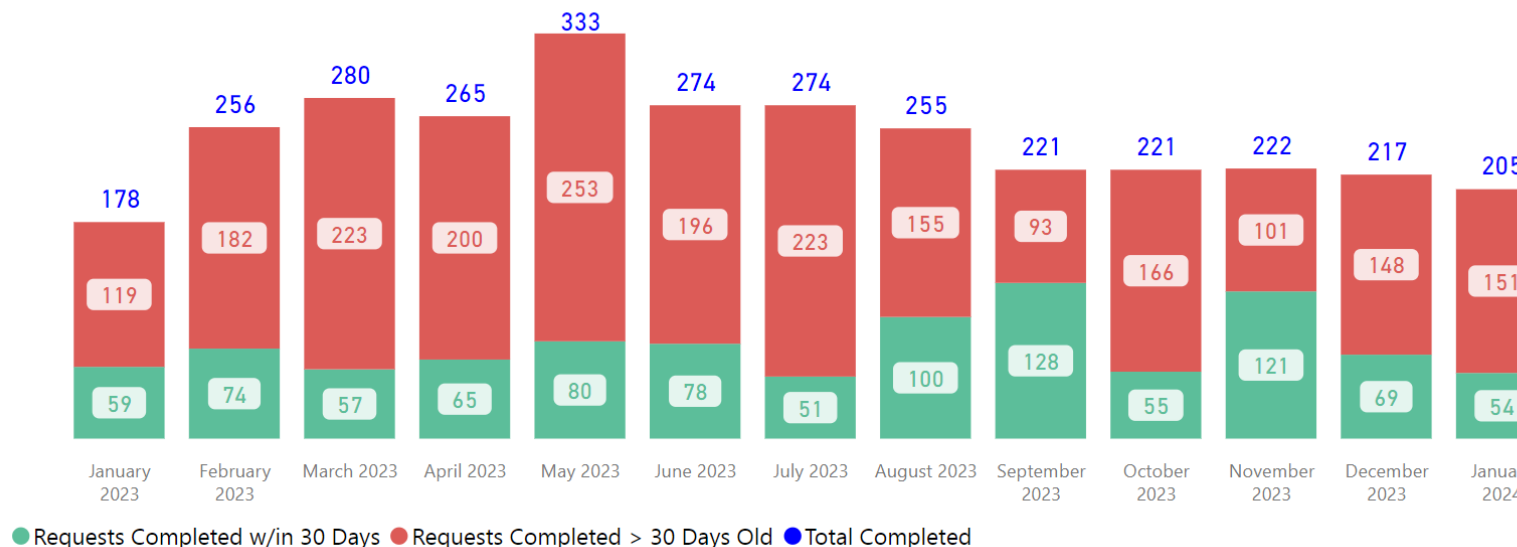
106.36

Total TAT (Rec'd-Compl.) Avg

7.13

Assigned TAT (Asgmt.-Compl.) Avg

Requests Completed



Received to Complete

3201

Requests Completed

2210

Requests Completed > 30 Days Old

69.04 %

% Completed > 30 Days Old

Requests more than 30 days old are considered to be backlogged requests



Service

Seized Drugs Examination

Priority Type

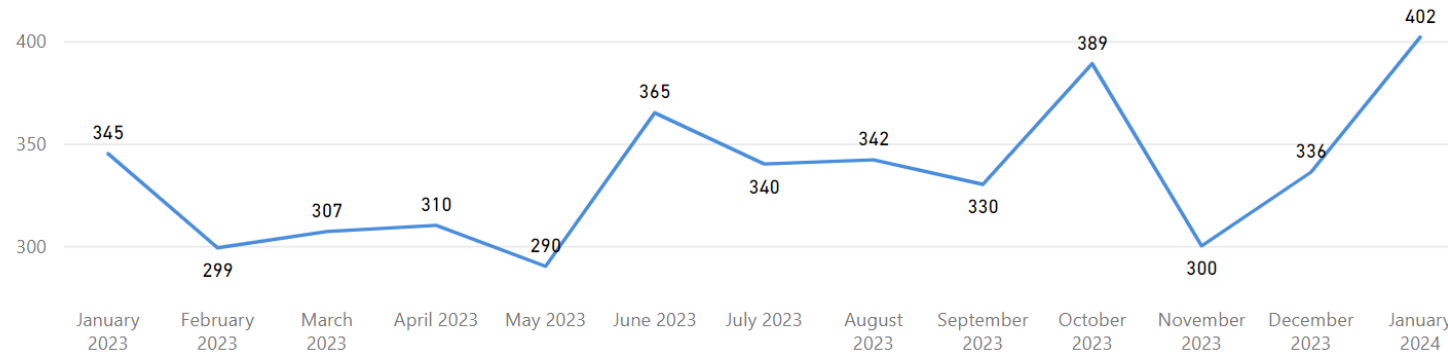
All

Received Filter

1/1/2023

1/31/2024

Received by Month



Total Received

4,355

Received per Month (Avg)*

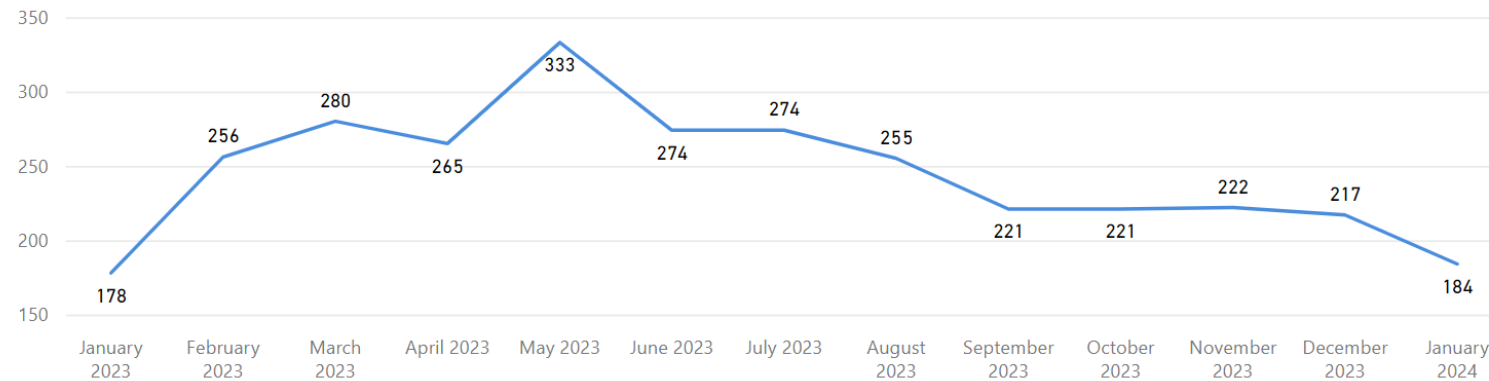
335

Completed Filter

1/1/2023

1/31/2024

Completed by Month




Total Completed

3,180

Completed per Month (Avg)*

245

* months with zero activity are not calculated into the average



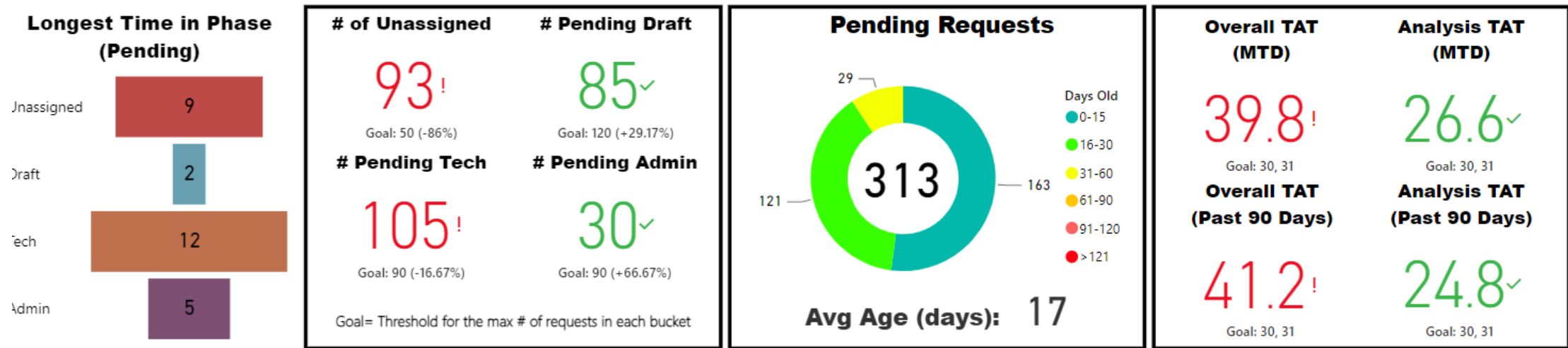
Toxicology



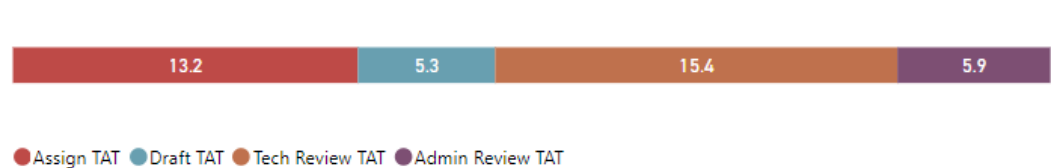
Service
Blood Alcohol

Priority Type
All

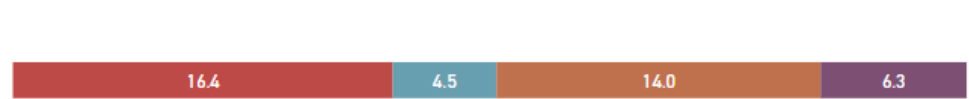
Backlogged Requests: 29
Avg Age of Backlog (days): 35




TAT by Phase of Work (MTD)




TAT by Phase of Work (Past 90 Days)




Month to Date



30 Day Avg (Over Past 90 Days)



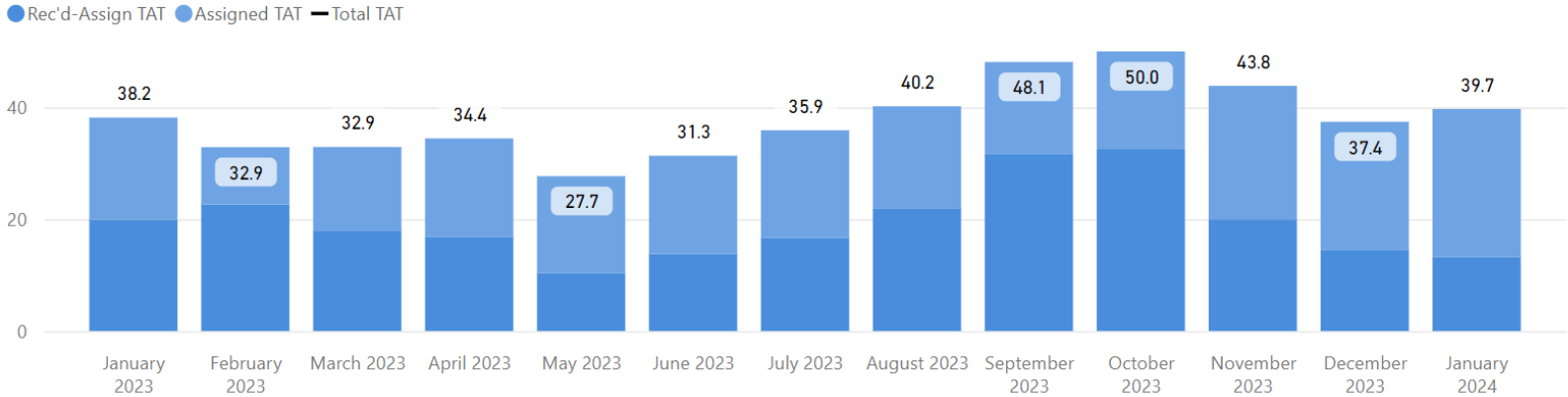


Date Range

1/1/2023

1/31/2024

Total TAT by Month



Request Type

Blood Alcohol

Priority Type

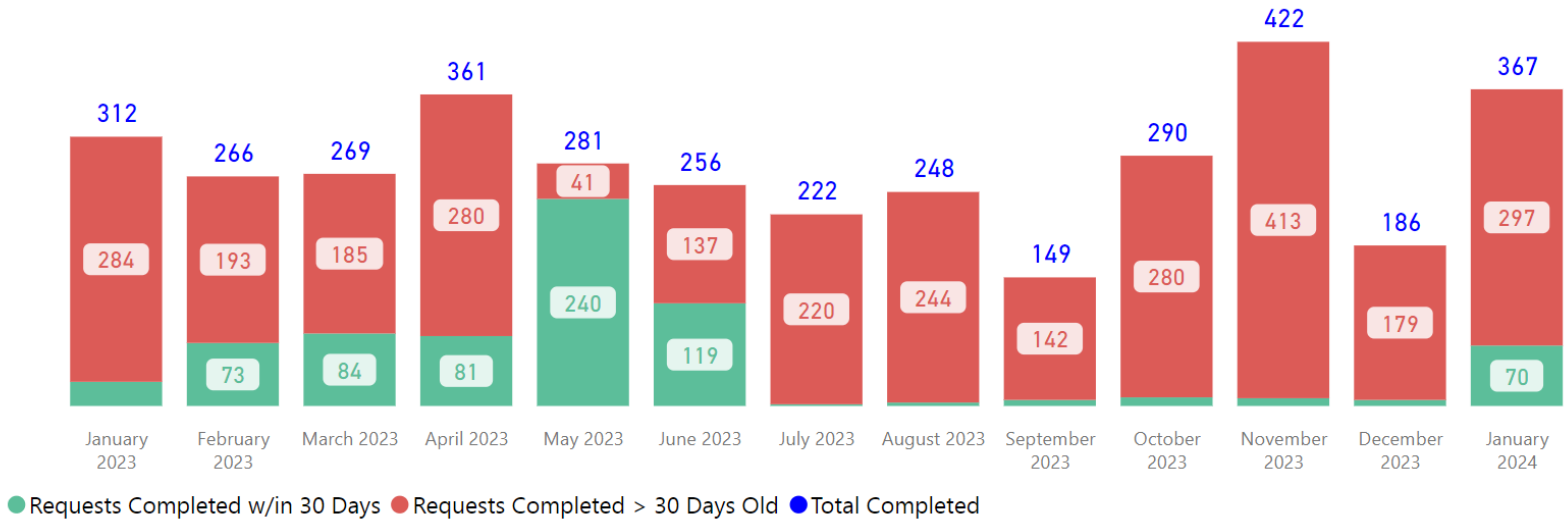
All

Selected Time Frame Averages

37.85
Total TAT (Rec'd-Compl.) Avg

18.89
Assigned TAT (Asgmt.-Compl.) Avg

Requests Completed



Received to Complete

3629
Requests Completed

2895
Requests Completed > 30 Days Old

79.77 %
% Completed > 30 Days Old

Requests more than 30 days old are considered to be backlogged requests

Service

Blood Alcohol

Priority Type

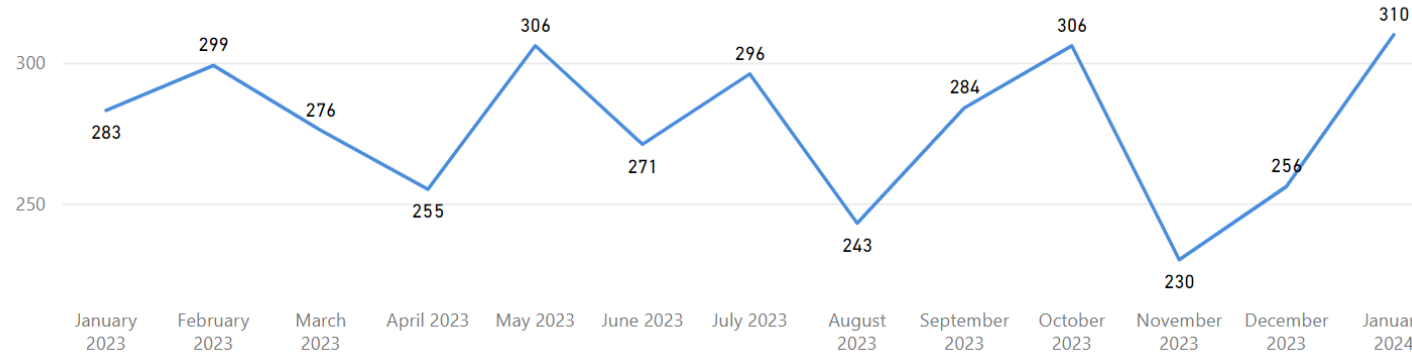
All

Received Filter

1/1/2023

1/31/2024

Received by Month



Total Received

3,615

Received per Month (Avg)*

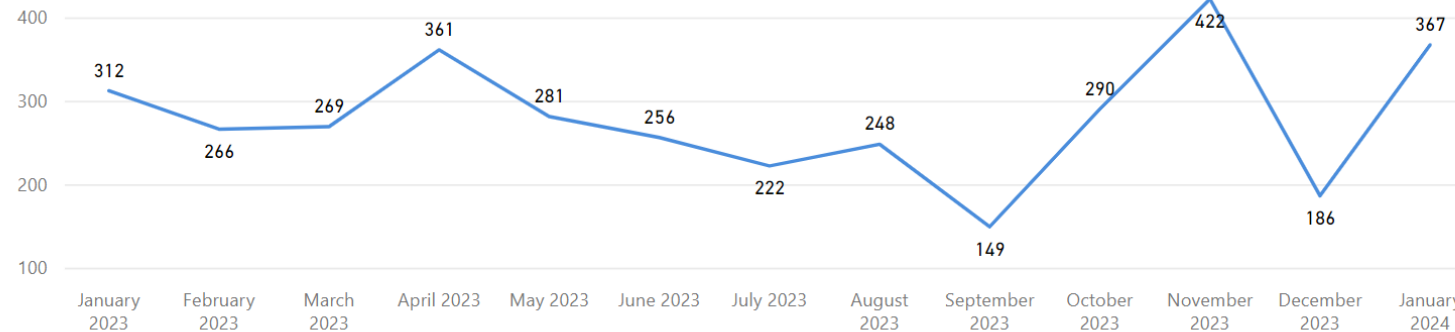
278

Completed Filter

1/1/2023

1/31/2024

Completed by Month




Total Completed

3,629

Completed per Month (Avg)*

279

* months with zero activity are not calculated into the average



Service

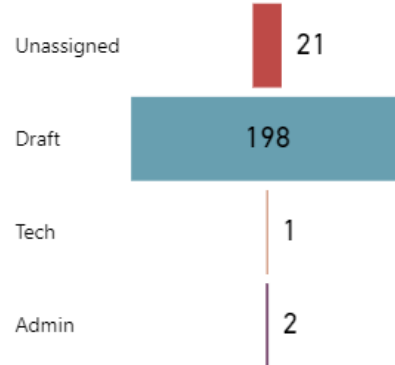
Toxicology

Priority Type

All

Backlogged Requests: 156

Avg Age of Backlog (days): 99

Longest Time in Phase
(Pending)

of Unassigned

27✓

Goal: 120 (+77.5%)

Pending Draft

153!

Goal: 30 (-410%)

Pending Tech

5✓

Goal: 30 (+83.33%)

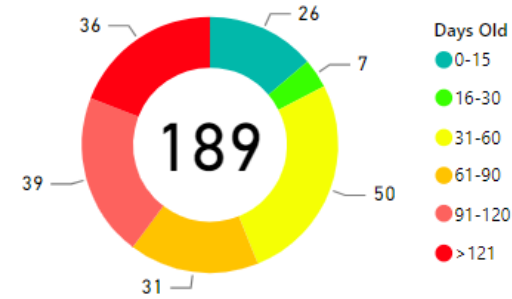
Pending Admin

4✓

Goal: 30 (+86.67%)

Goal= Threshold for the max # of requests in each bucket

Pending Requests



Avg Age (days): 83

Overall TAT
(MTD)

118.1!

Goal: 90, 91

Overall TAT
(Past 90 Days)

137.8!

Goal: 90, 91

Analysis TAT
(MTD)

33.0✓

Goal: 90, 91

Analysis TAT
(Past 90 Days)

46.5✓

Goal: 90, 91

TAT by Phase of Work (MTD)



● Assign TAT ● Draft TAT ● Tech Review TAT ● Admin Review TAT

TAT by Phase of Work (Past 90 Days)



Month to Date

Completed

81

Received

33


30 Day Avg (Over Past 90 Days)

Completed

62

Received

45

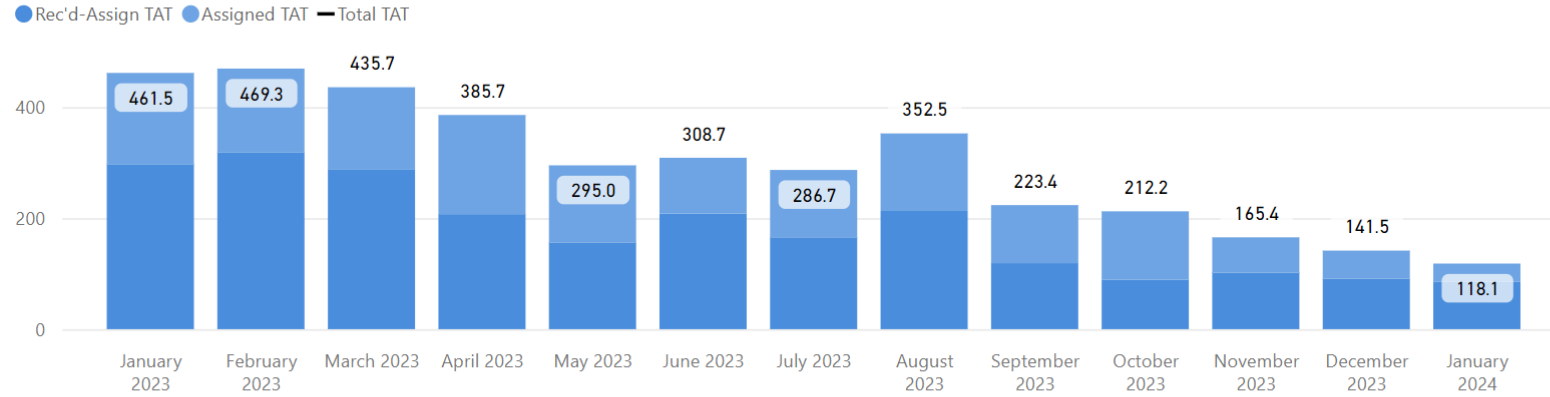


Date Range

1/1/2023

1/31/2024

Total TAT by Month



Request Type

Toxicology

Priority Type

All

Selected Time Frame Averages

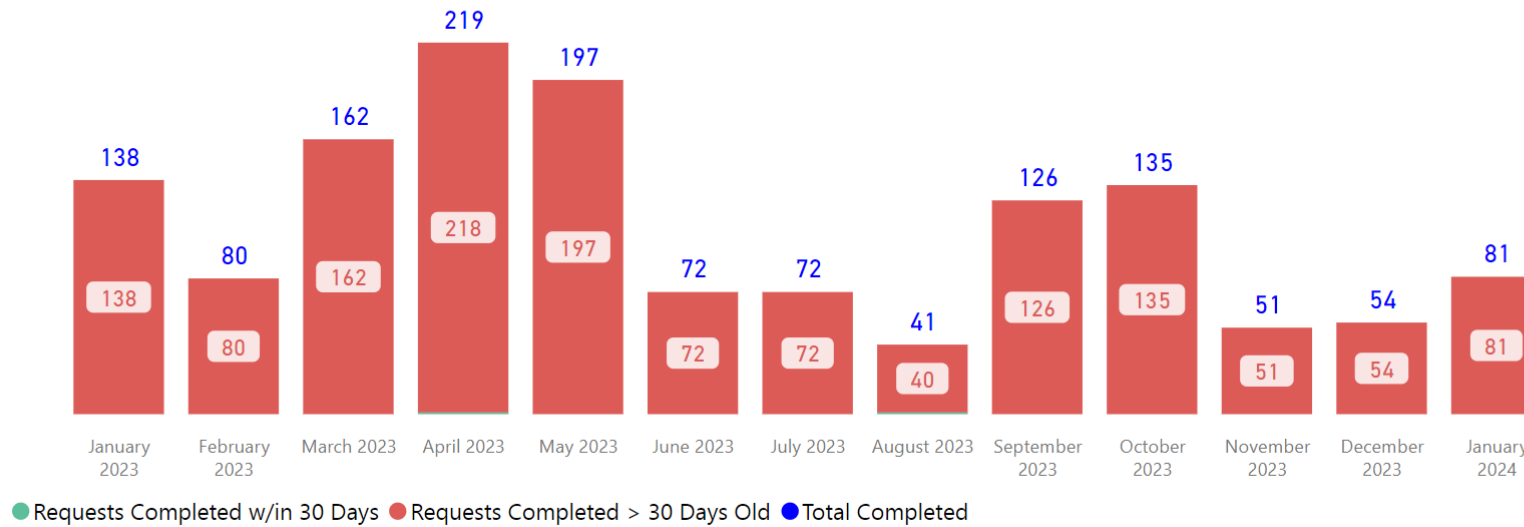
318.03

Total TAT (Rec'd-Compl.) Avg

129.84

Assigned TAT (Asgmt.-Compl.) Avg

Requests Completed



Received to Complete

1428

Requests Completed

1426

Requests Completed > 30 Days Old

99.86 %

% Completed > 30 Days Old



Requests more than 30 days old are considered to be backlogged requests



Service

Toxicology

Priority Type

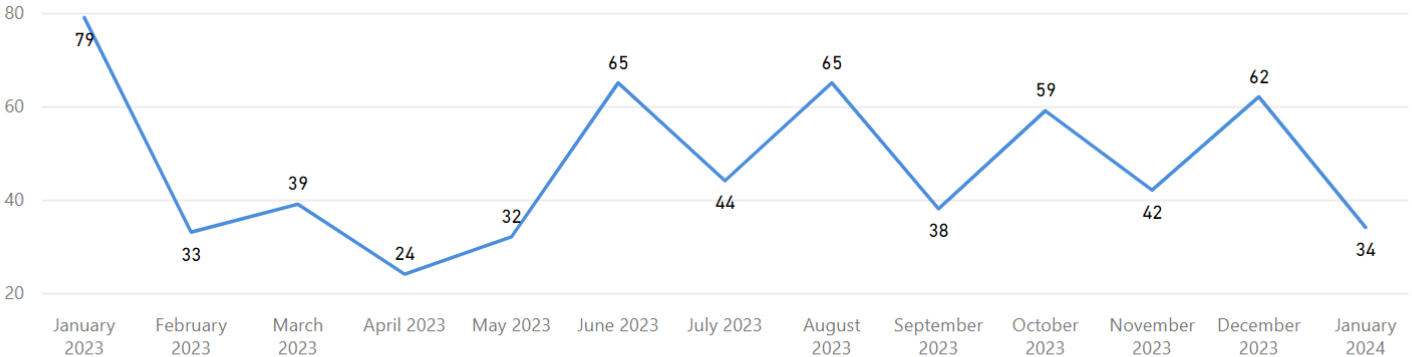
All

Received Filter

1/1/2023

1/31/2024

Received by Month



Total Received

616

Received per Month (Avg)*

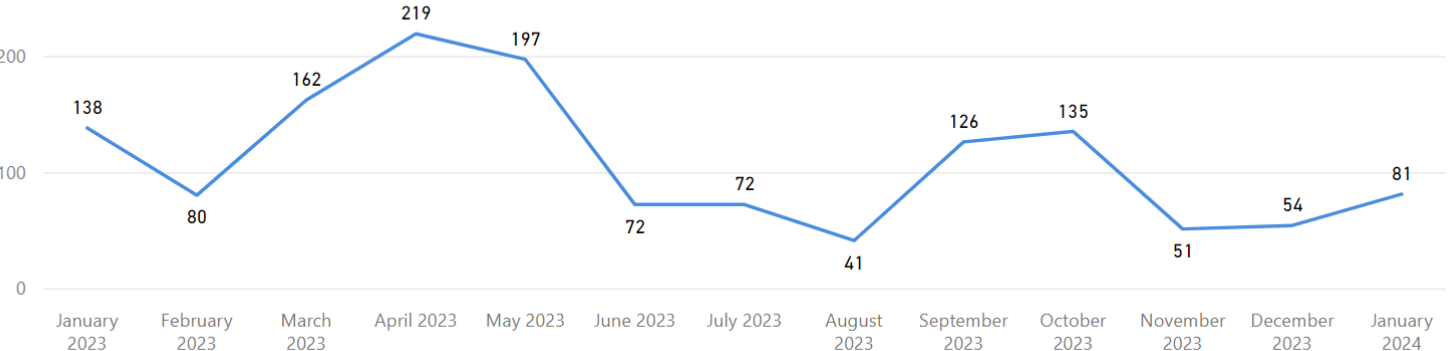
47

Completed Filter

1/1/2023

1/31/2024

Completed by Month



Total Completed


1,428

Completed per Month (Avg)*

110

* months with zero activity are not calculated into the average

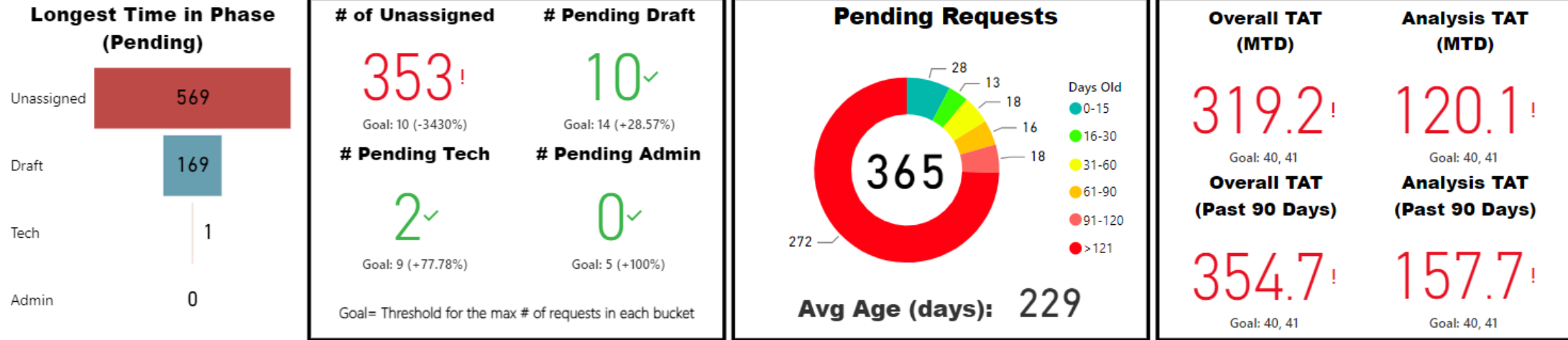
Firearms



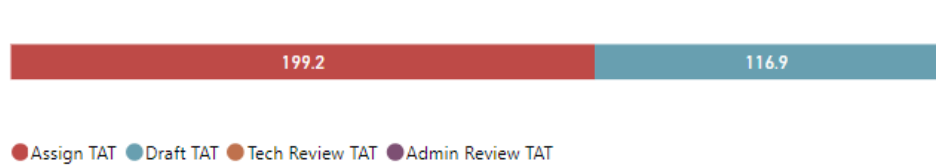
Service
Firearms Examination

Priority Type
All

Backlogged Requests: 324
Avg Age of Backlog (days): 257




TAT by Phase of Work (MTD)





TAT by Phase of Work (Past 90 Days)

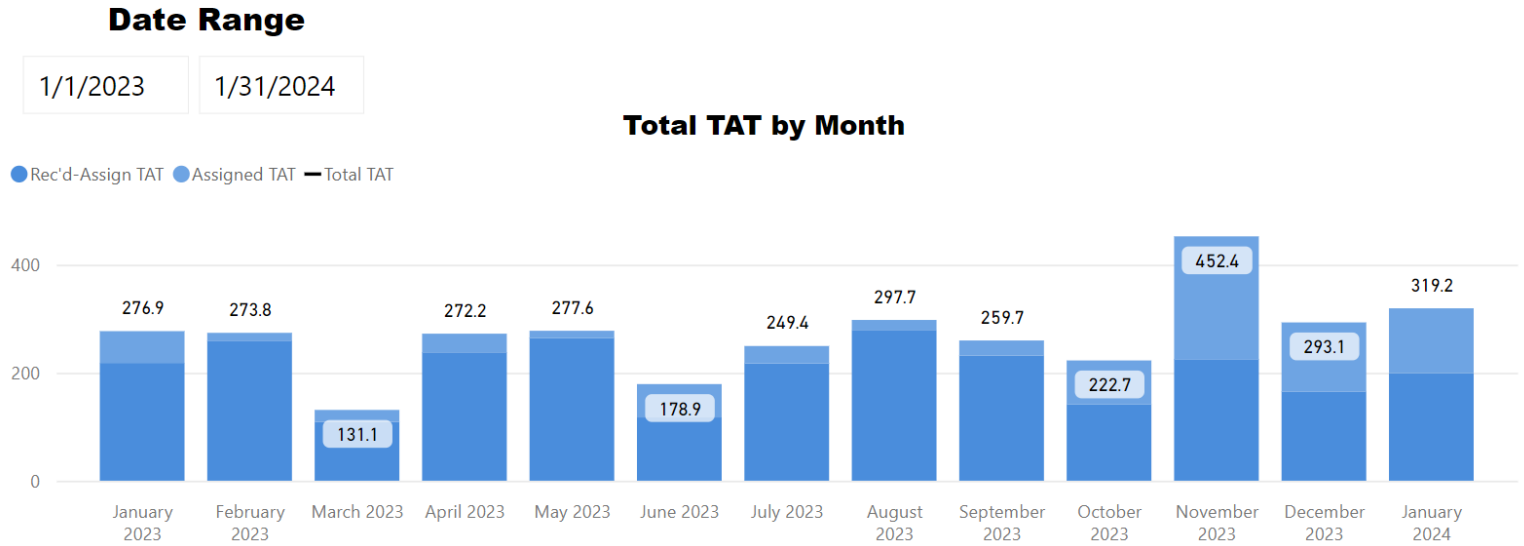



Month to Date



30 Day Avg (Over Past 90 Days)





Request Type

Firearms Examination

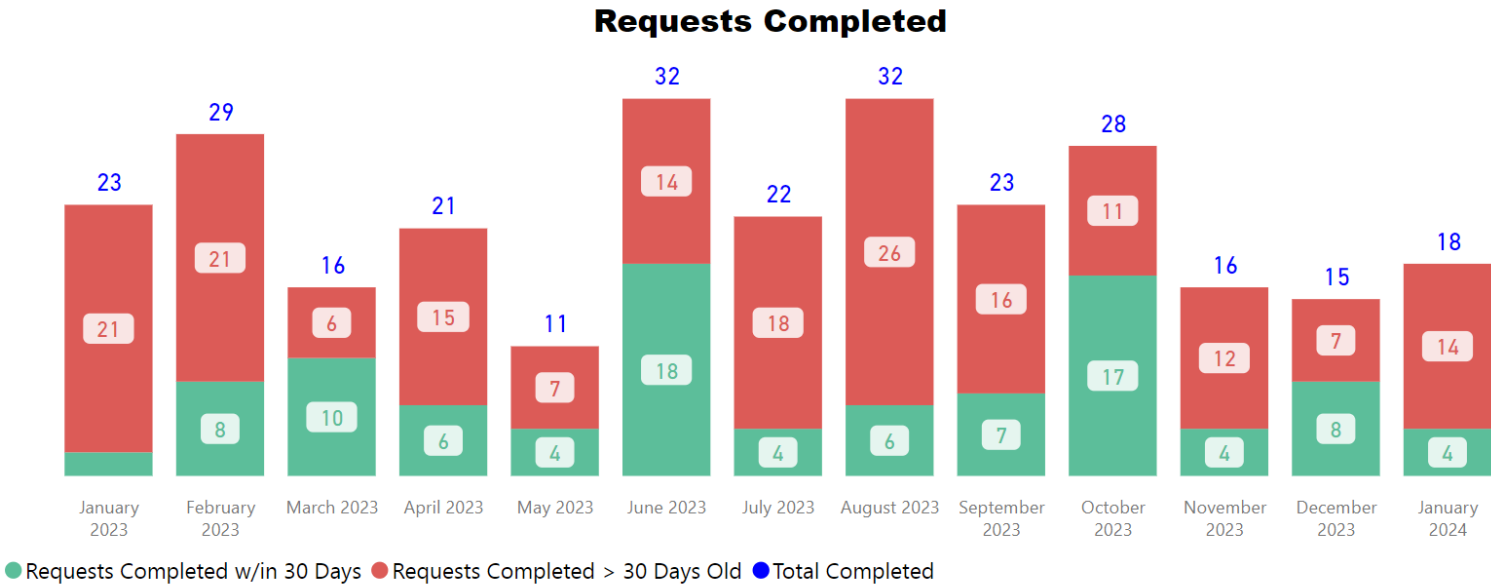
Priority Type

All

Selected Time Frame Averages

263.99
Total TAT (Rec'd-Compl.) Avg

59.37
Assigned TAT (Asgmt.-Compl.) Avg




Received to Complete

286
Requests Completed

188
Requests Completed > 30 Days Old

65.73 %
% Completed > 30 Days Old

Requests more than 30 days old are considered to be backlogged requests



Service

Firearms Examination

Priority Type

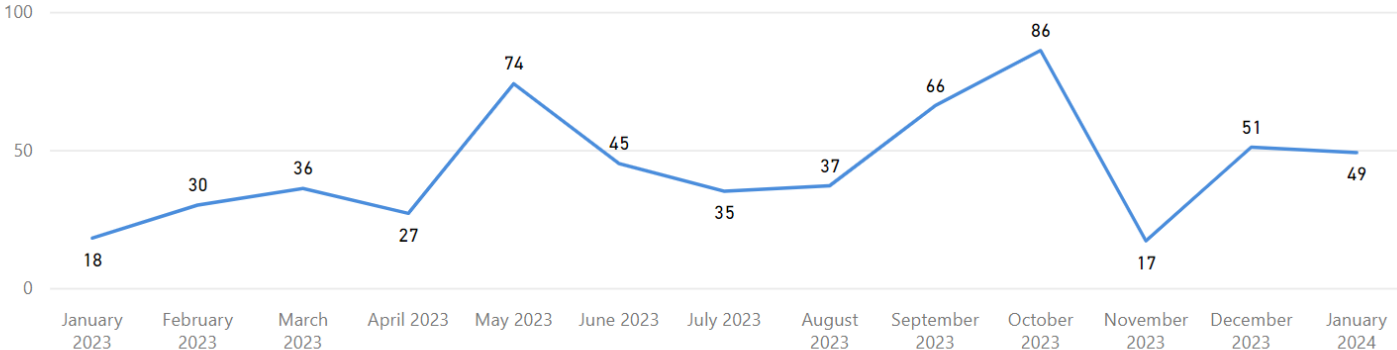
All

Received Filter

1/1/2023

1/31/2024

Received by Month



Total Received

571

Received per Month (Avg)*

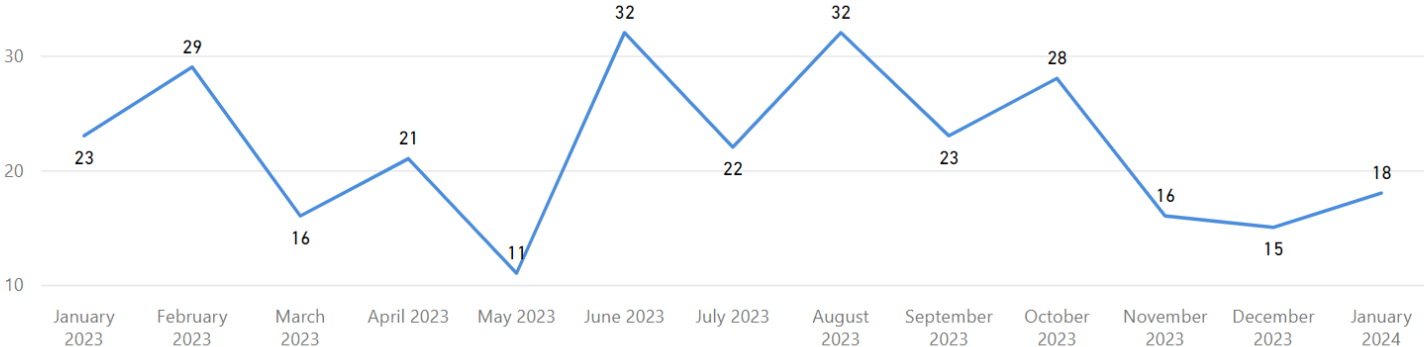
44

Completed Filter

1/1/2023

1/31/2024

Completed by Month



Total Completed

286

Completed per Month (Avg)*

22

* months with zero activity are not calculated into the average

Service

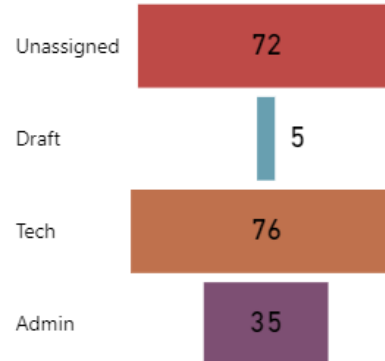
NIBIN Only

Priority Type

All

Backlogged Requests: 205

Avg Age of Backlog (days): 41

Longest Time in Phase
(Pending)

of Unassigned

444!

Goal: 20 (-2120%)

Pending Draft

42!

Goal: 35 (-20%)

Pending Tech

123!

Goal: 20 (-515%)

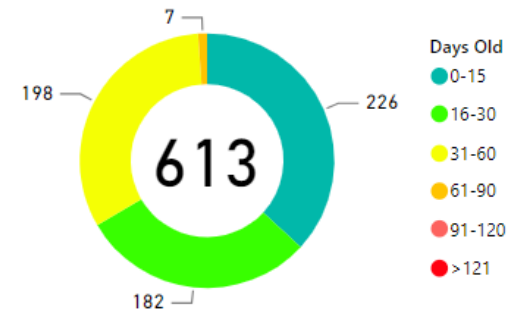
Pending Admin

4✓

Goal: 20 (+80%)

Goal= Threshold for the max # of requests in each bucket

Pending Requests



Avg Age (days): 24

Overall TAT
(MTD)

40.0!

Goal: 7, 8

Overall TAT
(Past 90 Days)

24.3!

Goal: 7, 8

Analysis TAT
(MTD)

14.8!

Goal: 7, 8

Analysis TAT
(Past 90 Days)

11.3!

Goal: 7, 8

TAT by Phase of Work (MTD)



● Assign TAT ● Draft TAT ● Tech Review TAT ● Admin Review TAT

TAT by Phase of Work (Past 90 Days)



Month to Date

Completed

195

Received

410


30 Day Avg (Over Past 90 Days)

Completed

216

Received

375

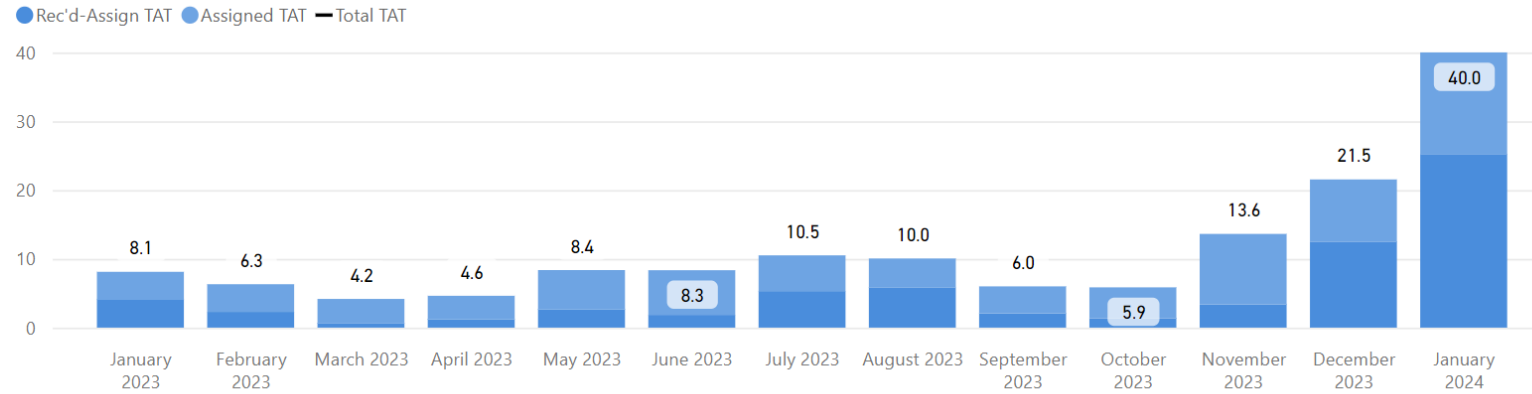


Date Range

1/1/2023

1/31/2024

Total TAT by Month



Request Type

NIBIN Only

Priority Type

All

Selected Time Frame Averages

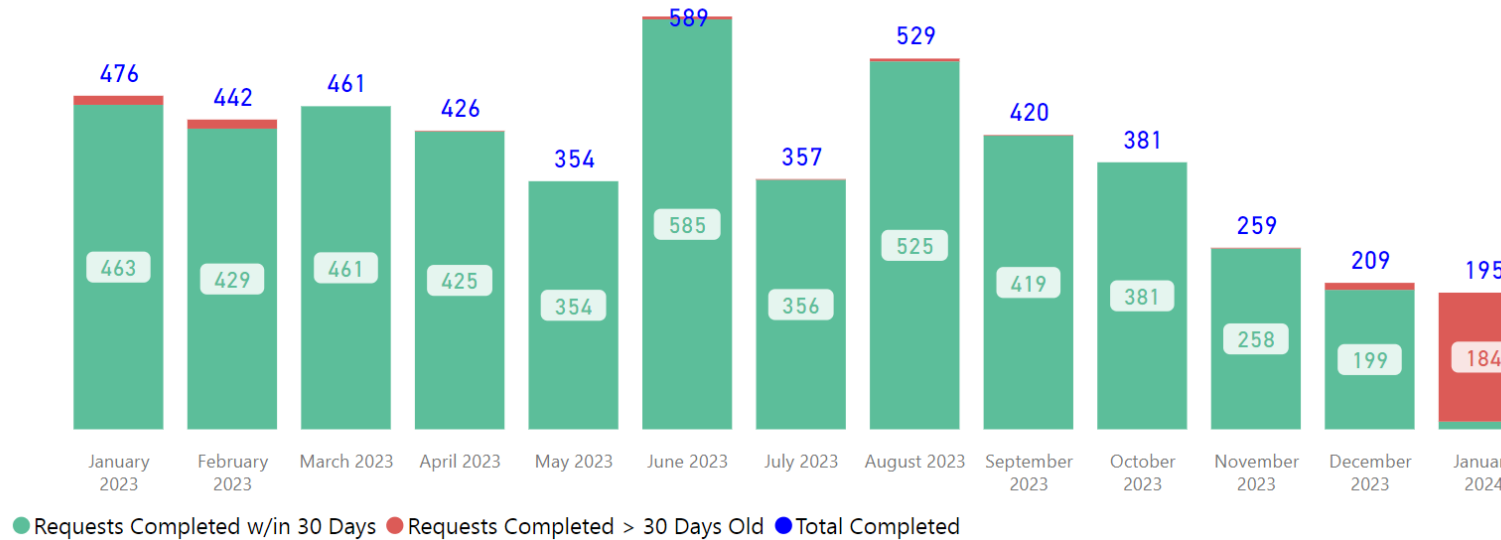
9.43

Total TAT (Rec'd-Compl.) Avg

5.39

Assigned TAT (Asgmt.-Compl.) Avg

Requests Completed



Received to Complete

5098

Requests Completed


232


Requests Completed > 30 Days Old

4.55 %

% Completed > 30 Days Old

Requests more than 30 days old are considered to be backlogged requests





Service

NIBIN Only

▼

Priority Type

All

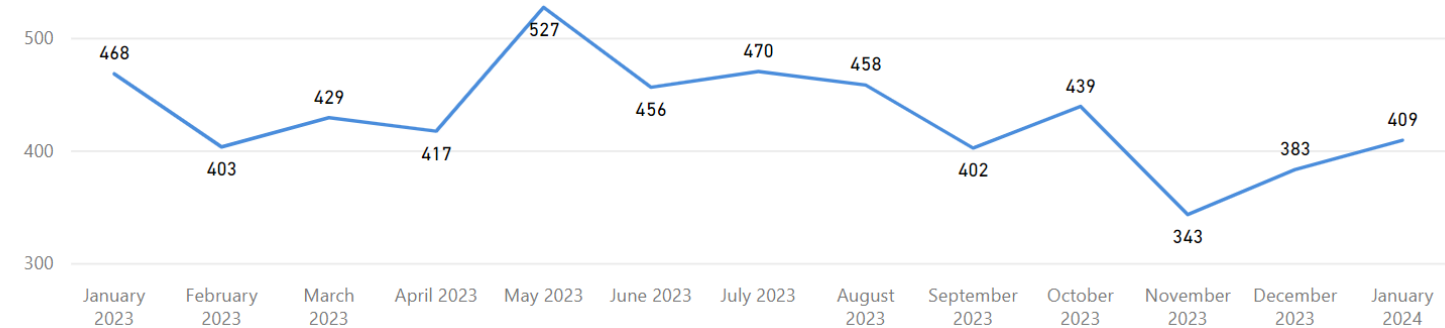
▼

Received Filter

1/1/2023

1/31/2024

Received by Month



Total Received

5,604

Received per Month (Avg)*

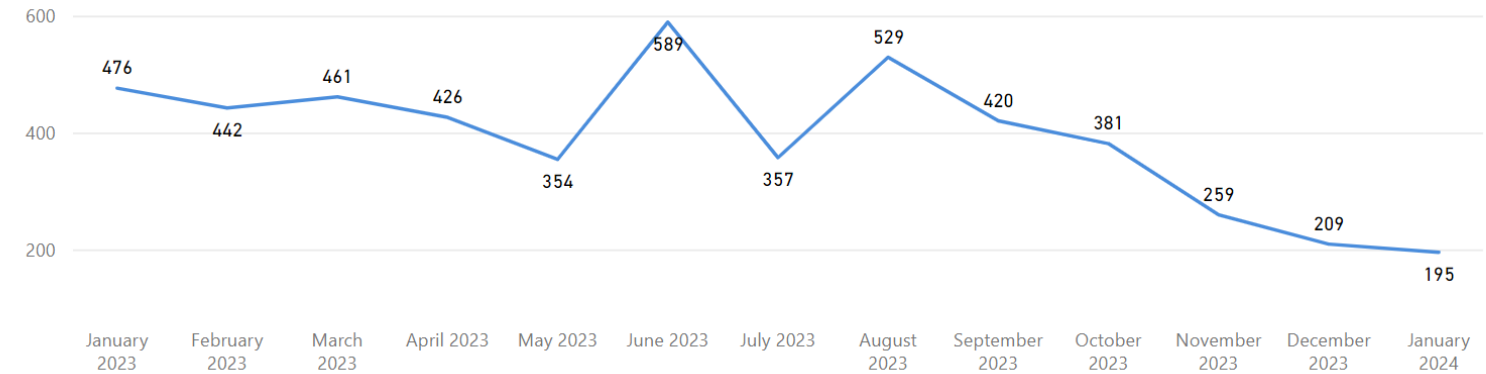
431

Completed Filter

1/1/2023

1/31/2024

Completed by Month



Total Completed


5,098

Completed per Month (Avg)*

392

* months with zero activity are not calculated into the average

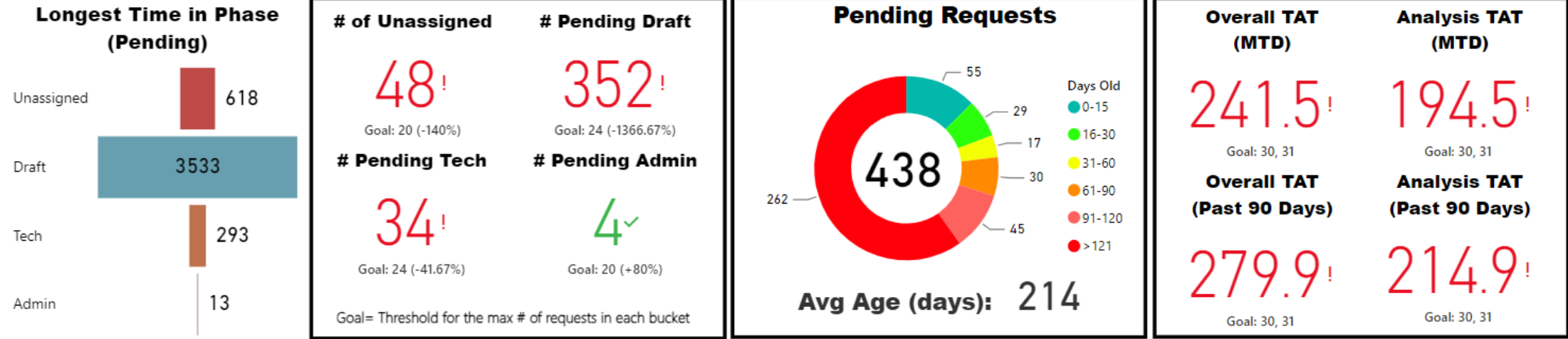
Forensic Biology



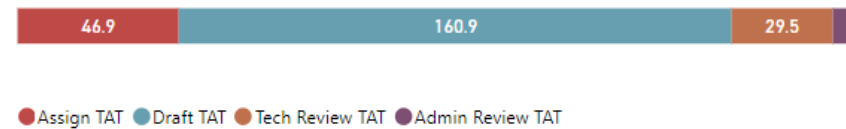
Section
DNA

Request Type
All

Backlogged Requests: 354
Avg Age of Backlog (days): 261



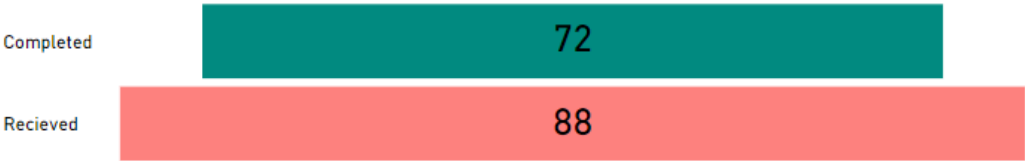
TAT by Phase of Work (MTD)





TAT by Phase of Work (Past 90 Days)



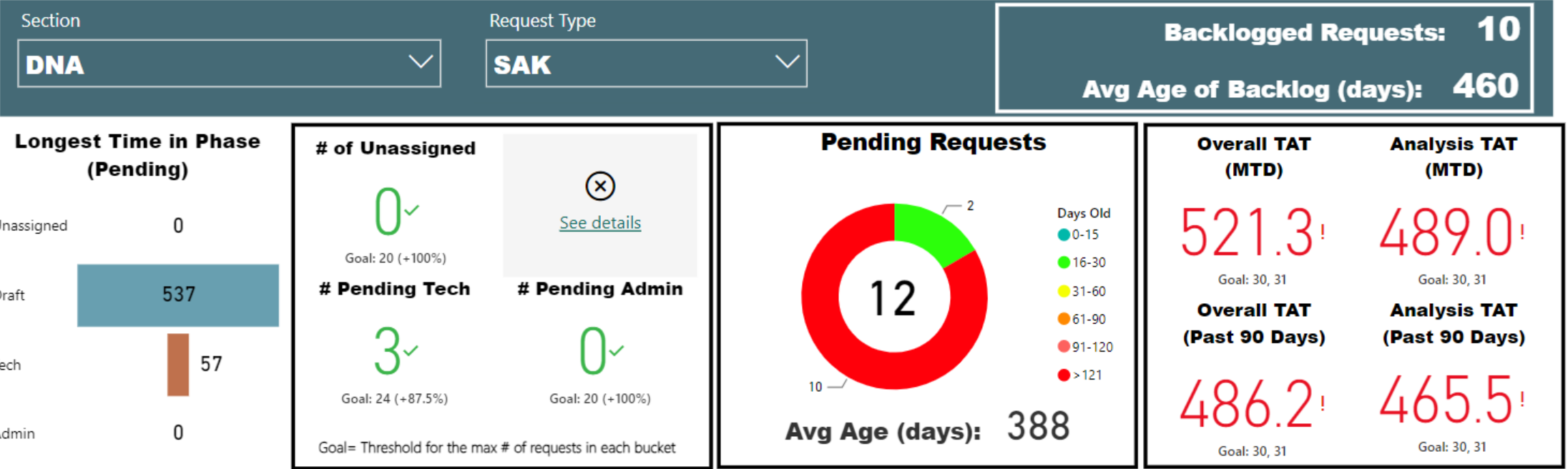
Month to Date



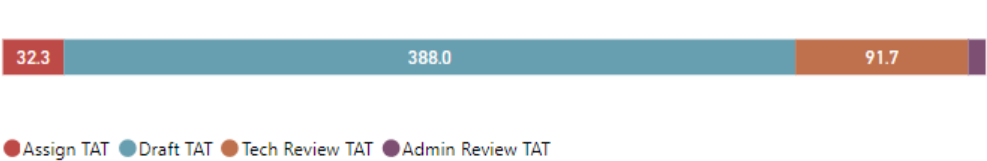
30 Day Avg (Over Past 90 Days)




This slide represents SAKs worked at HFSC instead of being outsourced, this is a limited subset of kits that require more complex reporting



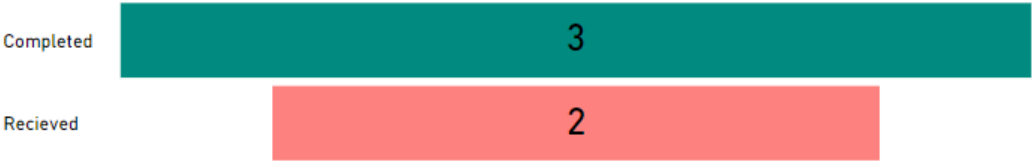
TAT by Phase of Work (MTD)




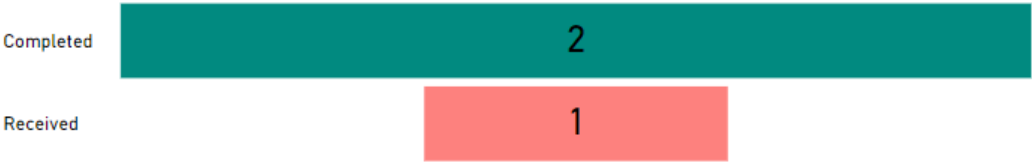
TAT by Phase of Work (Past 90 Days)



Month to Date



30 Day Avg (Over Past 90 Days)



Sexual Assault Kit Testing- currently HFSC is outsourcing SAKs to aid in timely testing

SAKs →

Section

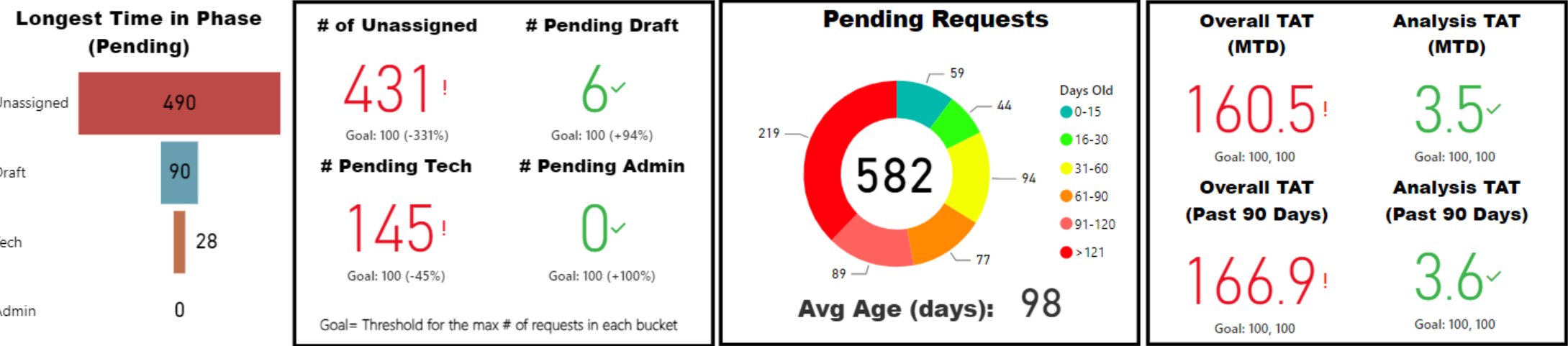
Request Type

Backlogged Requests: 479

Avg Age of Backlog (days): 116

Outsourced - DNA


All




TAT by Phase of Work (MTD)





Month to Date



TAT by Phase of Work (Past 90 Days)



30 Day Avg (Over Past 90 Days)



Section

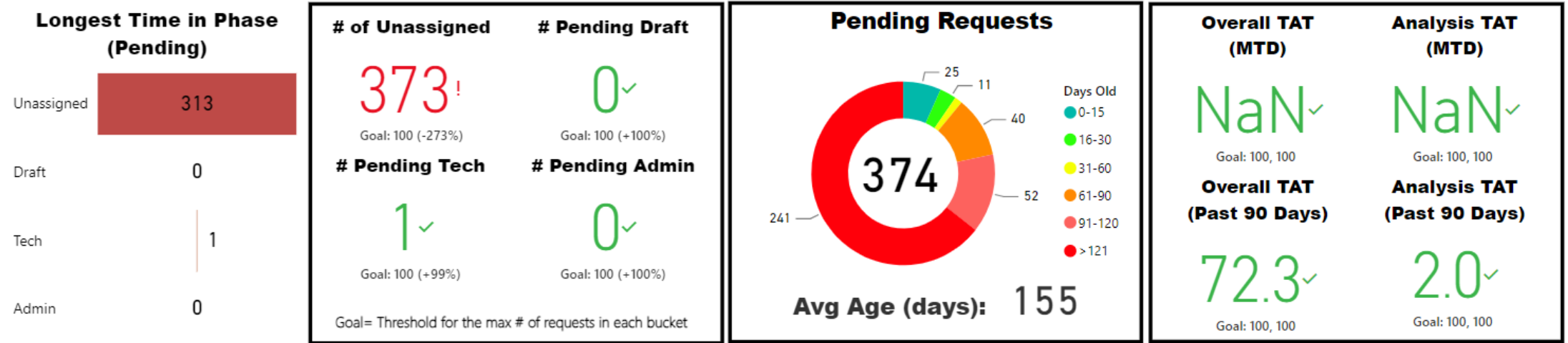
Outsourced - Non-SAK

Request Type

All

Backlogged Requests: 338

Avg Age of Backlog (days): 171




TAT by Phase of Work (MTD)

Assign TAT
Draft TAT
Tech Review TAT
Admin Review TAT



TAT by Phase of Work (Past 90 Days)



Month to Date



30 Day Avg (Over Past 90 Days)



Review and CODIS entry of Outsourced Testing

Section

Outsource Technical Revi...

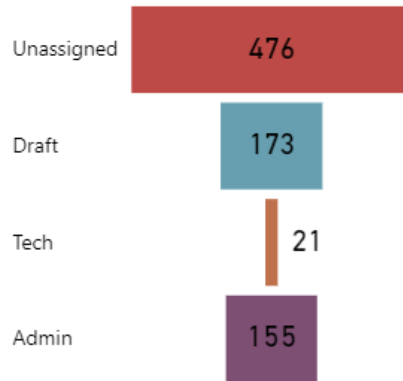
Request Type

All

Backlogged Requests: 9

Avg Age of Backlog (days): 138

Longest Time in Phase (Pending)



of Unassigned

1✓

Goal: 100 (+99%)

Pending Draft

5✓

Goal: 100 (+95%)

Pending Tech

39✓

Goal: 100 (+61%)

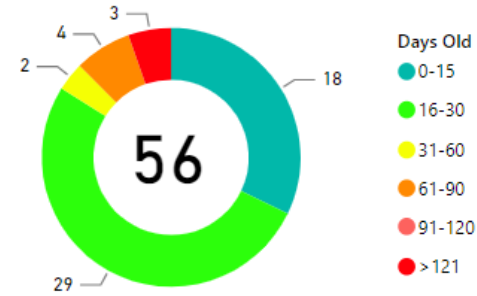
Pending Admin

11✓

Goal: 100 (+89%)

Goal= Threshold for the max # of requests in each bucket

Pending Requests



Avg Age (days): 36

Overall TAT (MTD)

47.9✓

Goal: 100, 100

Overall TAT (Past 90 Days)

46.3✓

Goal: 100, 100

Analysis TAT (MTD)

47.9✓

Goal: 100, 100

Analysis TAT (Past 90 Days)

46.3✓

Goal: 100, 100

TAT by Phase of Work (MTD)



Assign TAT Draft TAT Tech Review TAT Admin Review TAT

TAT by Phase of Work (Past 90 Days)



Month to Date

Completed

35

Received

54


30 Day Avg (Over Past 90 Days)

Completed

22

Received

32



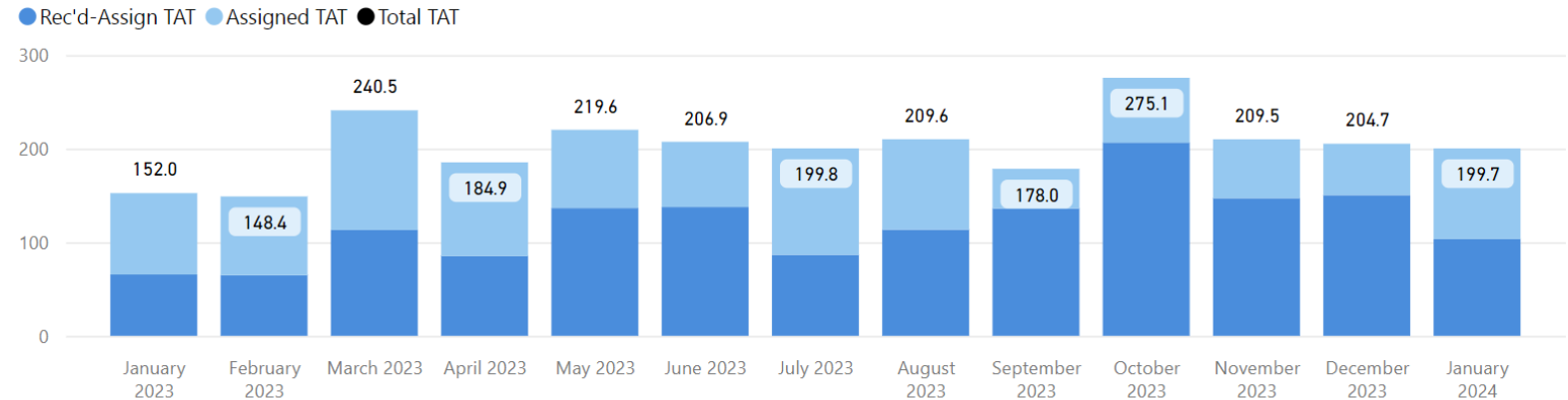
Includes both DNA requests that will be worked at HFSC as well as requests that will be outsourced

Date Range

1/1/2023

1/31/2024

Total TAT by Month



Request Type

Multiple selections

Request Type

All

Selected Time Frame Averages

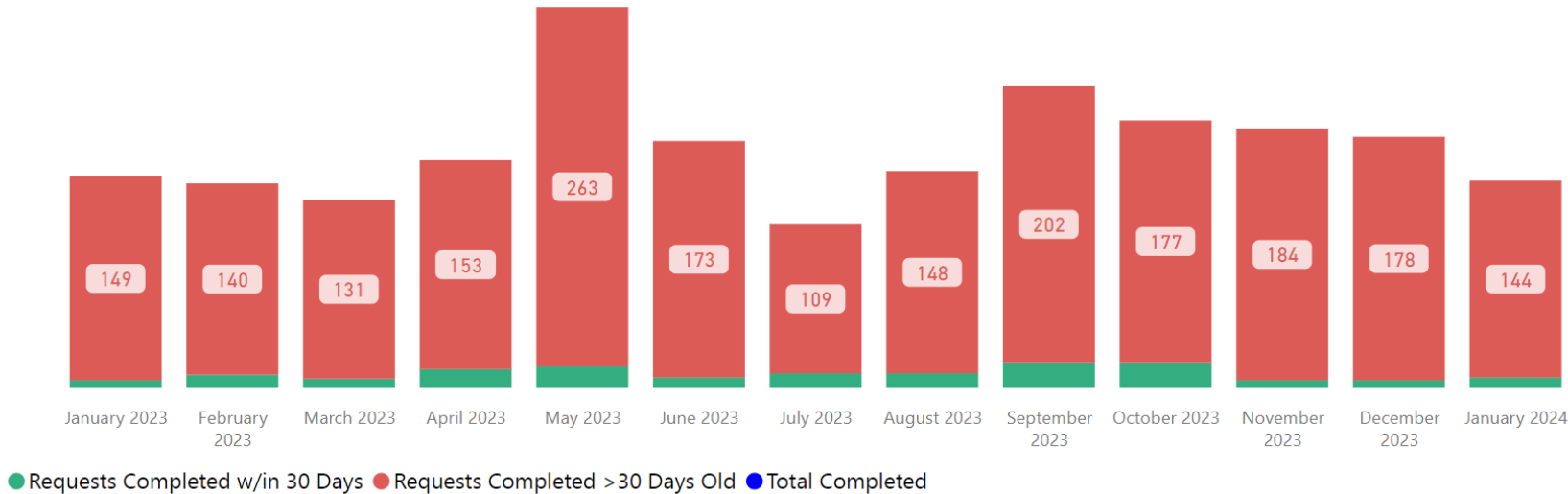
203.75

Total TAT (Rec'd-Compl.) Avg

80.74

Assigned TAT (Asgmt.-Compl.) Avg

Requests Completed



Received to Complete

2279

Requests Completed


2151

Requests Completed > 30 Days

94.38 %

% Completed > 30 Days

Requests more than 30 days old are considered to be backlogged requests



Includes both DNA requests that will be worked at HFSC as well as requests that will be outsourced

Section

Multiple selections

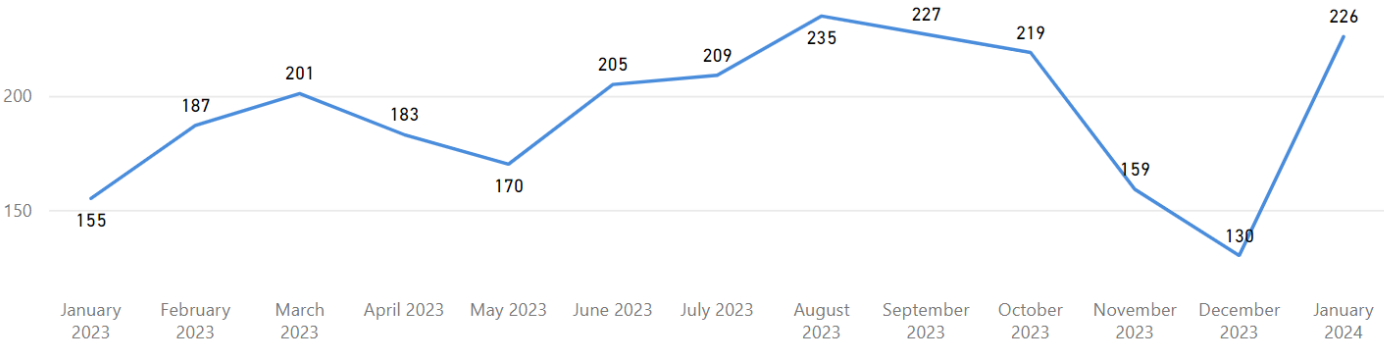
Request Type

All

Received Filter

1/1/20231/31/2024

Received by Month



Total Received

2506

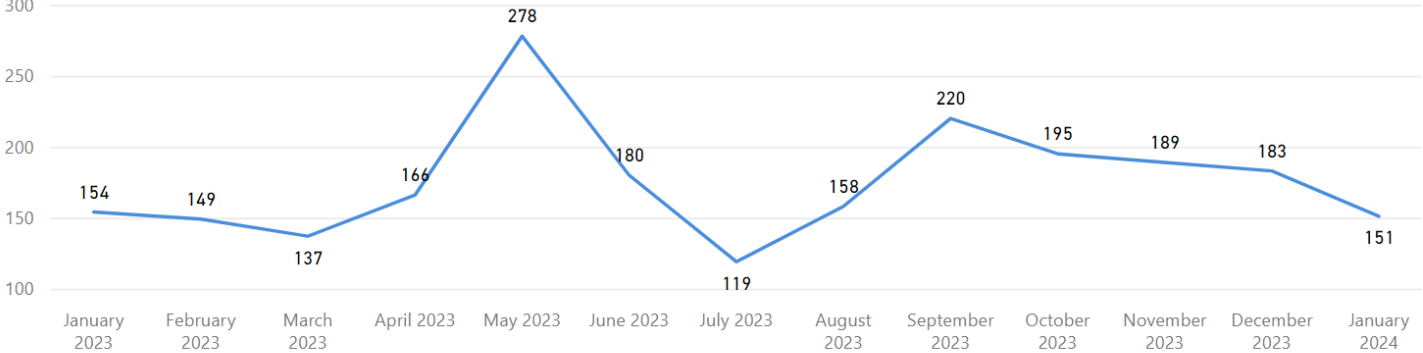
Received per Month (Avg)*

193

Completed Filter

1/1/20231/31/2024

Completed by Month




Total Completed

2279

Completed per Month (Avg)*

175

* months with zero activity are not calculated into the average



Section

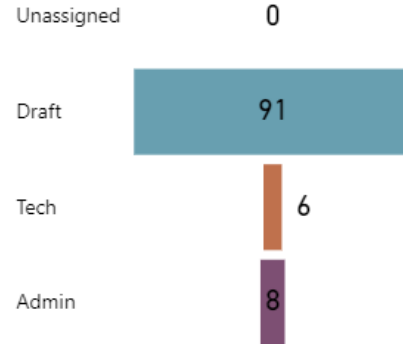
Screening

Request Type

All

Backlogged Requests: 9

Avg Age of Backlog (days): 53

Longest Time in Phase
(Pending)

of Unassigned

0✓

Goal: 10 (+100%)

Pending Draft

61!

Goal: 14 (-335.71%)

Pending Tech

6✓

Goal: 16 (+62.5%)

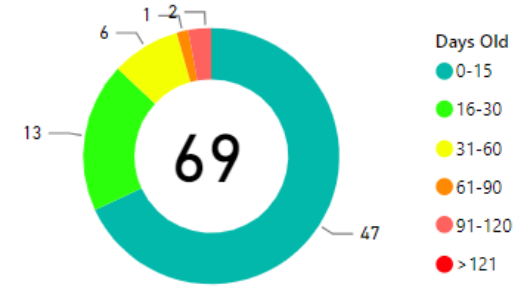
Pending Admin

2✓

Goal: 12 (+83.33%)

Goal= Threshold for the max # of requests in each bucket

Pending Requests



Avg Age (days): 14

Overall TAT
(MTD)

17.9!

Goal: 10, 11

Overall TAT
(Past 90 Days)

23.8!

Goal: 10, 11

Analysis TAT
(MTD)

17.9!

Goal: 10, 11

Analysis TAT
(Past 90 Days)

23.8!

Goal: 10, 11

TAT by Phase of Work (MTD)



● Assign TAT ● Draft TAT ● Tech Review TAT ● Admin Review TAT

TAT by Phase of Work (Past 90 Days)



Month to Date

Completed

62

Received

101


30 Day Avg (Over Past 90 Days)


Completed

48

Received

57

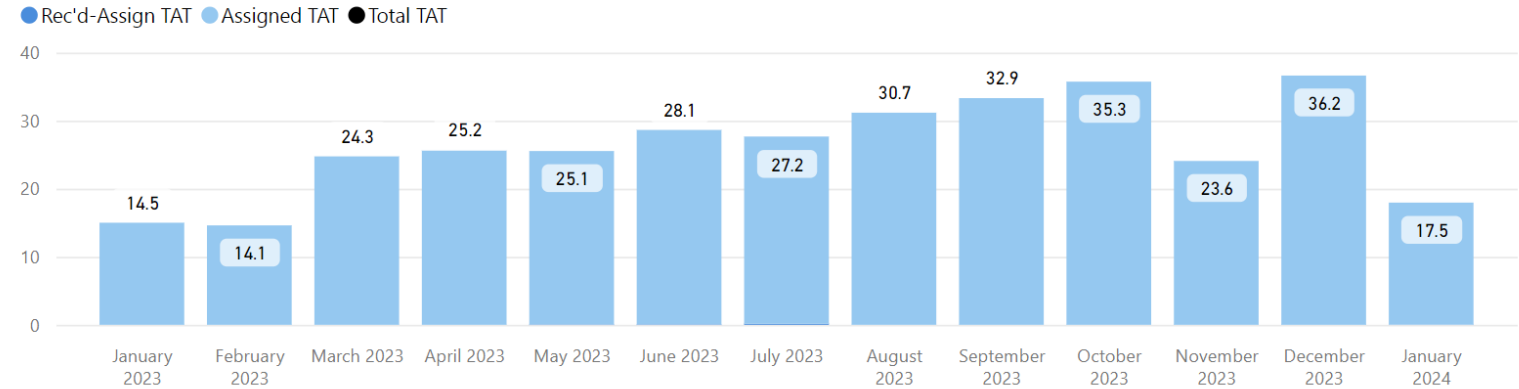




Date Range

1/1/2023 1/31/2024

Total TAT by Month



Request Type

Screening

Request Type

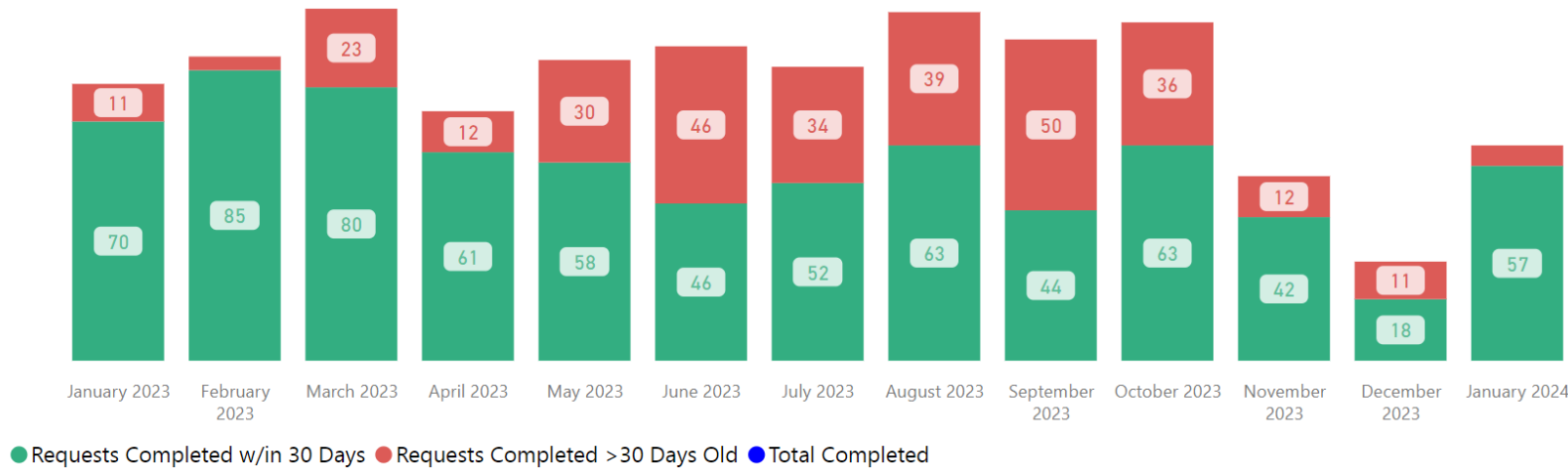
All

Selected Time Frame Averages

25.68
Total TAT (Rec'd-Compl.) Avg

26.12
Assigned TAT (Asgmt.-Compl.) Avg

Requests Completed



Received to Complete

1053
Requests Completed

314
Requests Completed > 30 Days

29.82 %
% Completed > 30 Days

Requests more than 30 days old are considered to be backlogged requests

Section

Screening

Request Type

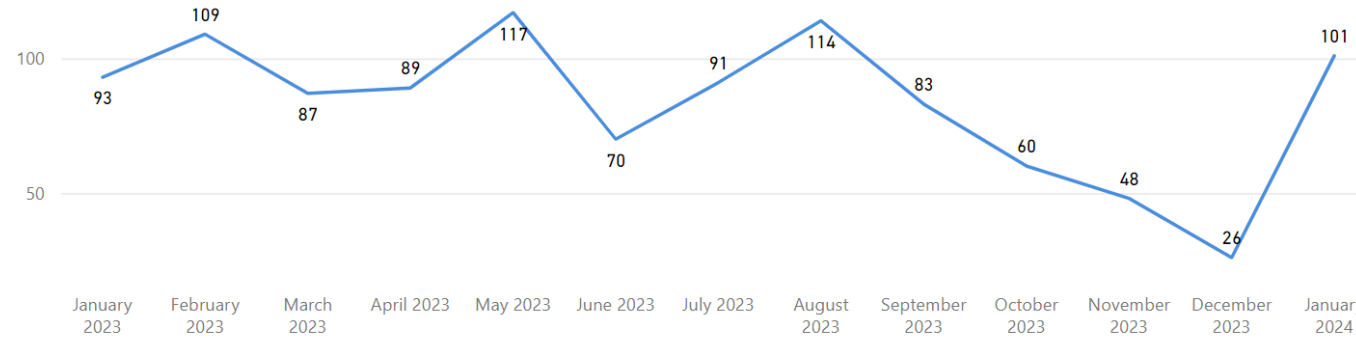
All

Received Filter

1/1/2023

1/31/2024

Received by Month



Total Received

1088

Received per Month (Avg)*

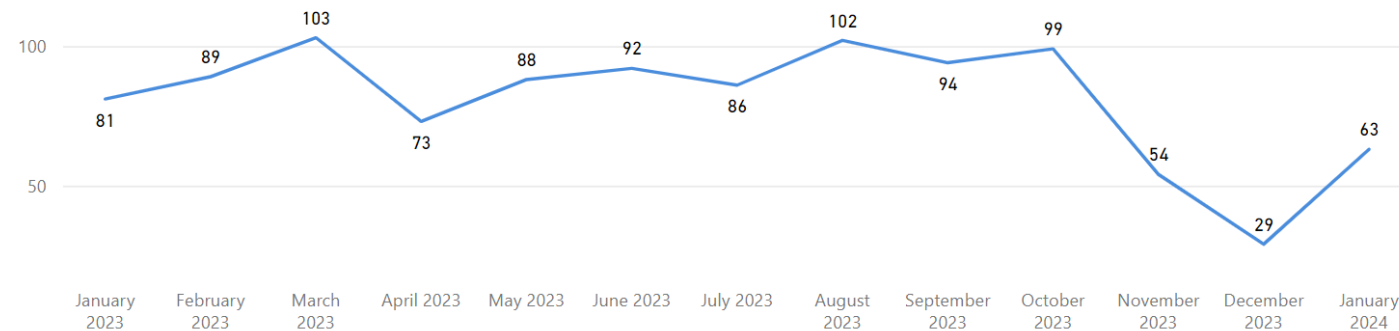
84

Completed Filter

1/1/2023

1/31/2024

Completed by Month



Total Completed

1053

Completed per Month (Avg)*

81

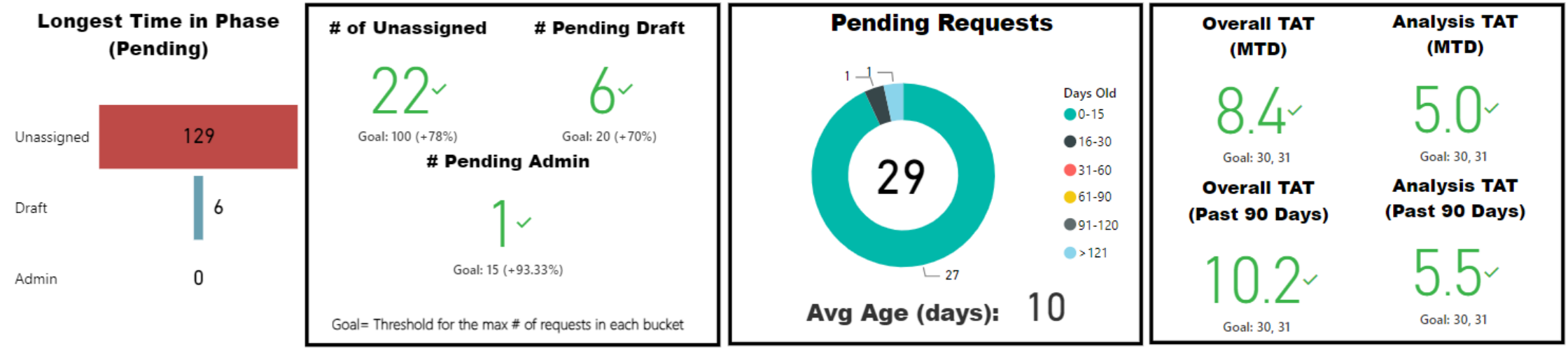
* months with zero activity are not calculated into the average



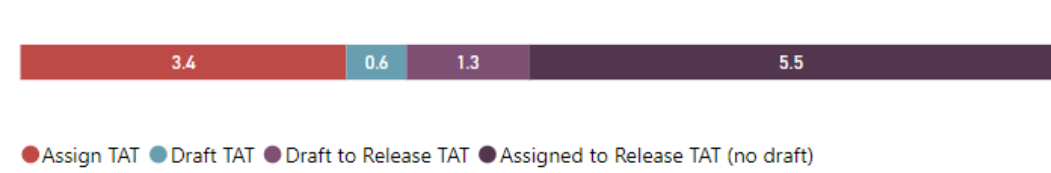
Section
CODIS

CODIS Hit Type
All

Backlogged Requests: 1
Avg Age of Backlog (days): 129



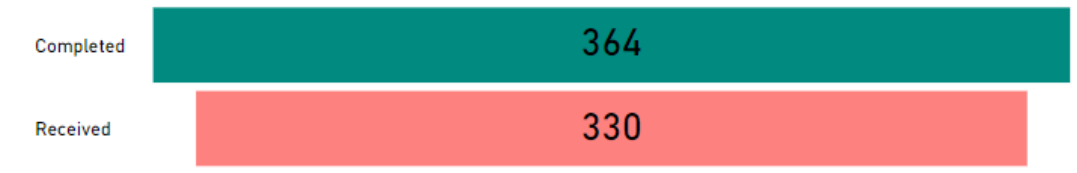
TAT by Phase of Work (MTD)



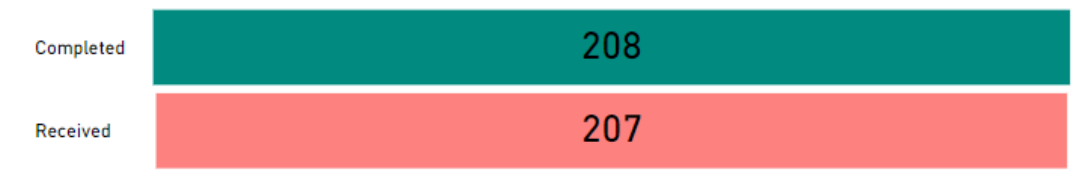
TAT by Phase of Work (Past 90 Days)



Month to Date



30 Day Avg (Over Past 90 Days)



Date Range

1/1/2023

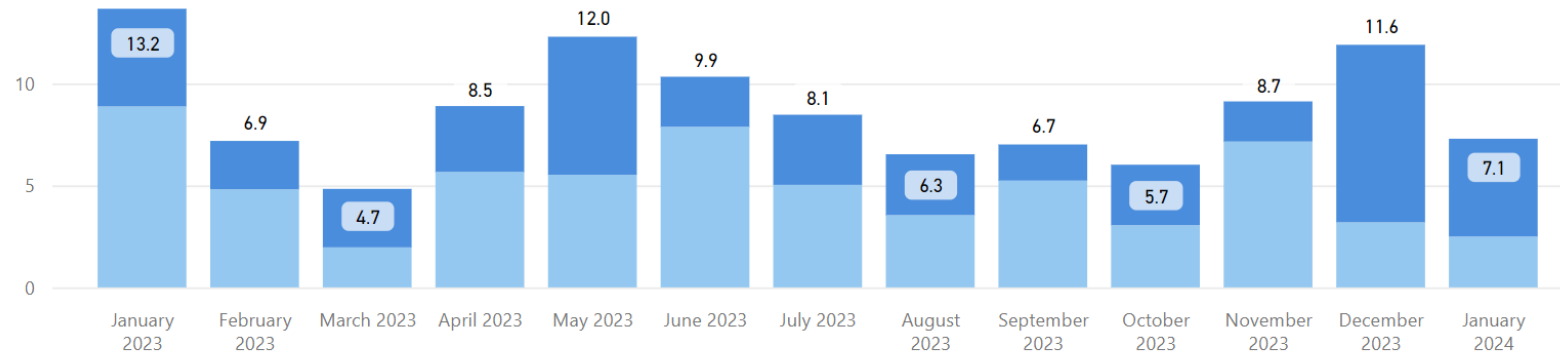
1/31/2024

Request Type

CODIS

Total TAT by Month

Rec'd-Assign TAT Assigned TAT Total TAT



Selected Time Frame Averages

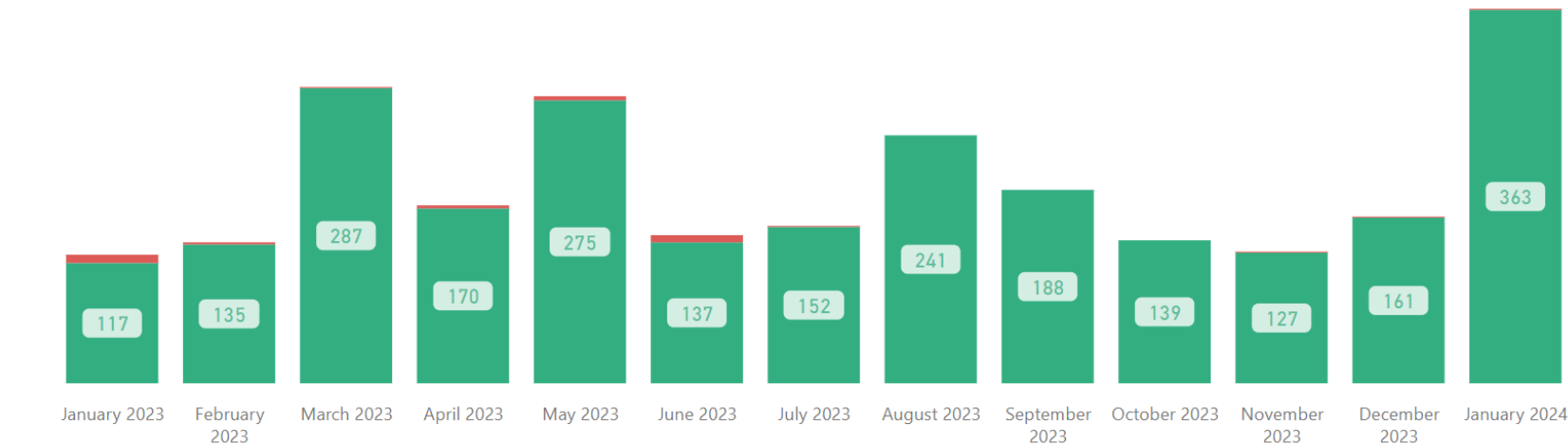
8.16

Total TAT (Rec'd-Compl.) Avg

3.95

Assigned TAT (Asgmt.-Compl.) Avg

Requests Completed



Requests Completed w/in 30 Days Requests Completed >30 Days Old Total Completed

Received to Complete

2521

Requests Completed


29


Requests Completed > 30 Days

1.15 %

% Completed > 30 Days

Requests more than 30 days old are considered to be backlogged requests





Section

CODIS

Hit Type

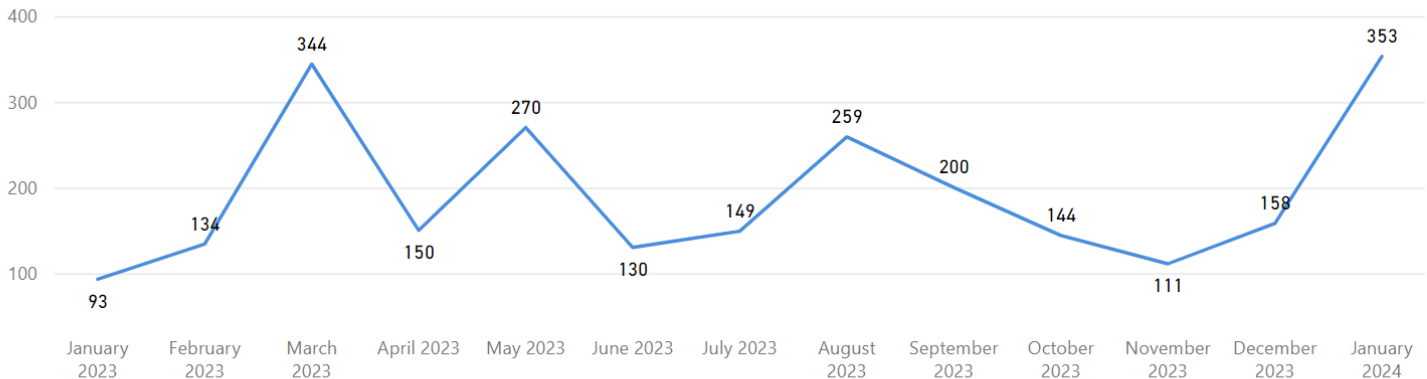
All

Received Filter

1/1/2023

1/31/2024

Received by Month



Total Received

2495

Received per Month (Avg)*

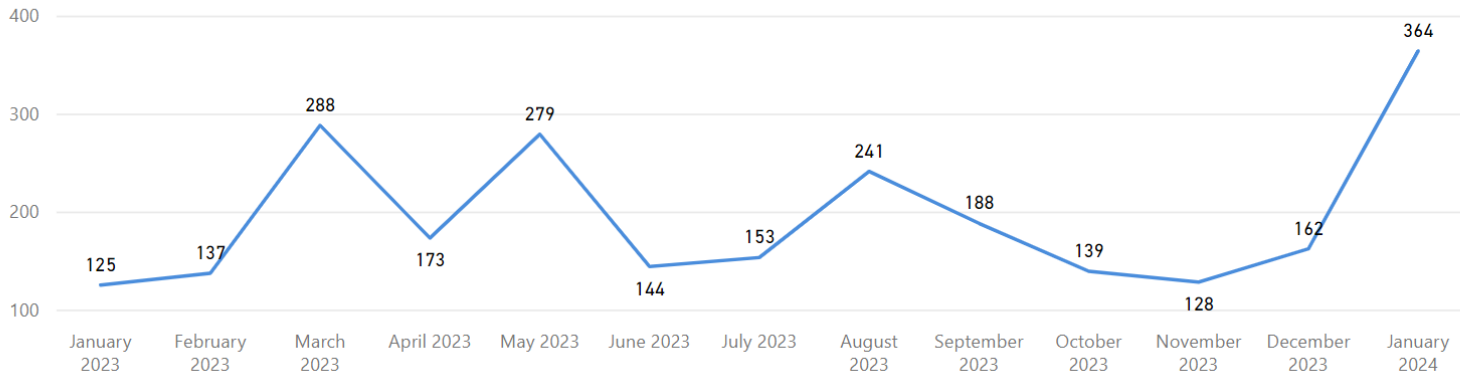
192

Completed Filter

1/1/2023

1/31/2024

Completed by Month



Total Completed


2521

Completed per Month (Avg)*

194

* months with zero activity are not calculated into the average

Latent Prints



Service

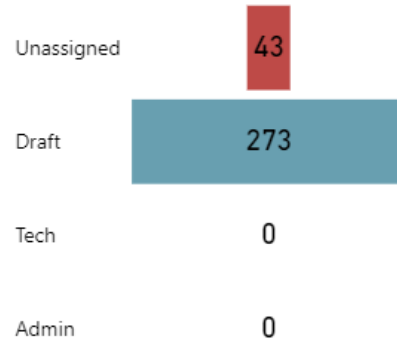
Latent Comparison

Priority Type

All

Backlogged Requests: 12

Avg Age of Backlog (days): 80

Longest Time in Phase
(Pending)

of Unassigned

34✓

Goal: 230 (+85.22%)

Pending Draft

18✓

Goal: 50 (+64%)

Pending Tech

0✓

Goal: 50 (+100%)

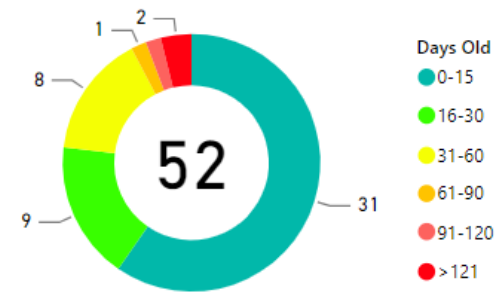
Pending Admin

0✓

Goal: 50 (+100%)

Goal= Threshold for the max # of requests in each bucket

Pending Requests



Avg Age (days): 27

Overall TAT
(MTD)

47.6!

Goal: 45, 46

Overall TAT
(Past 90 Days)

44.1✓

Goal: 45, 46

Analysis TAT
(MTD)

14.9✓

Goal: 45, 46

Analysis TAT
(Past 90 Days)

12.3✓

Goal: 45, 46

TAT by Phase of Work (MTD)



● Assign TAT ● Draft TAT ● Tech Review TAT ● Admin Review TAT

TAT by Phase of Work (Past 90 Days)



Month to Date

Completed

84

Received

59


30 Day Avg (Over Past 90 Days)

Completed

68

Received

56

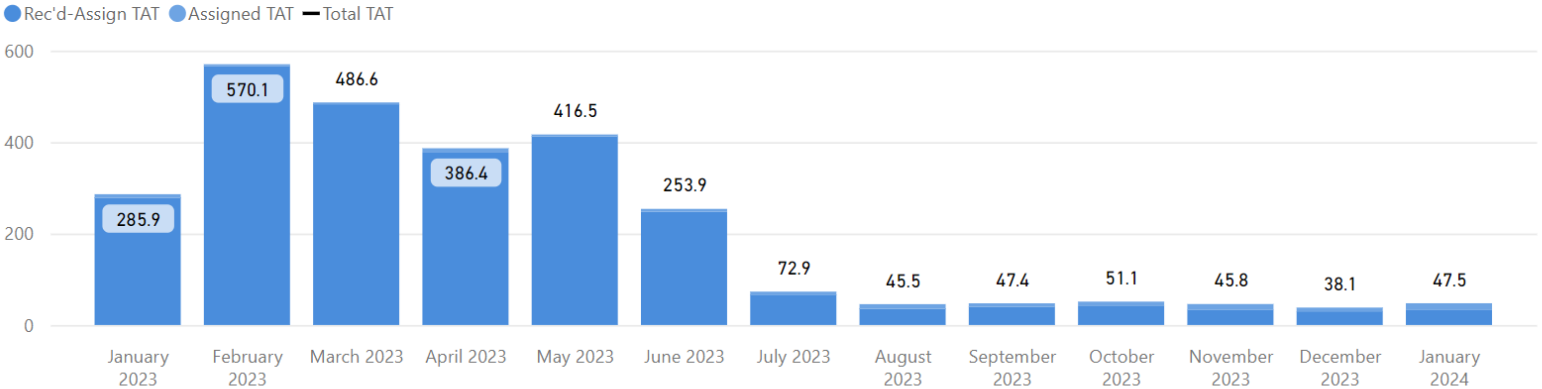




Date Range

1/1/2023 1/31/2024

Total TAT by Month



Request Type

Latent Comparison

Priority Type

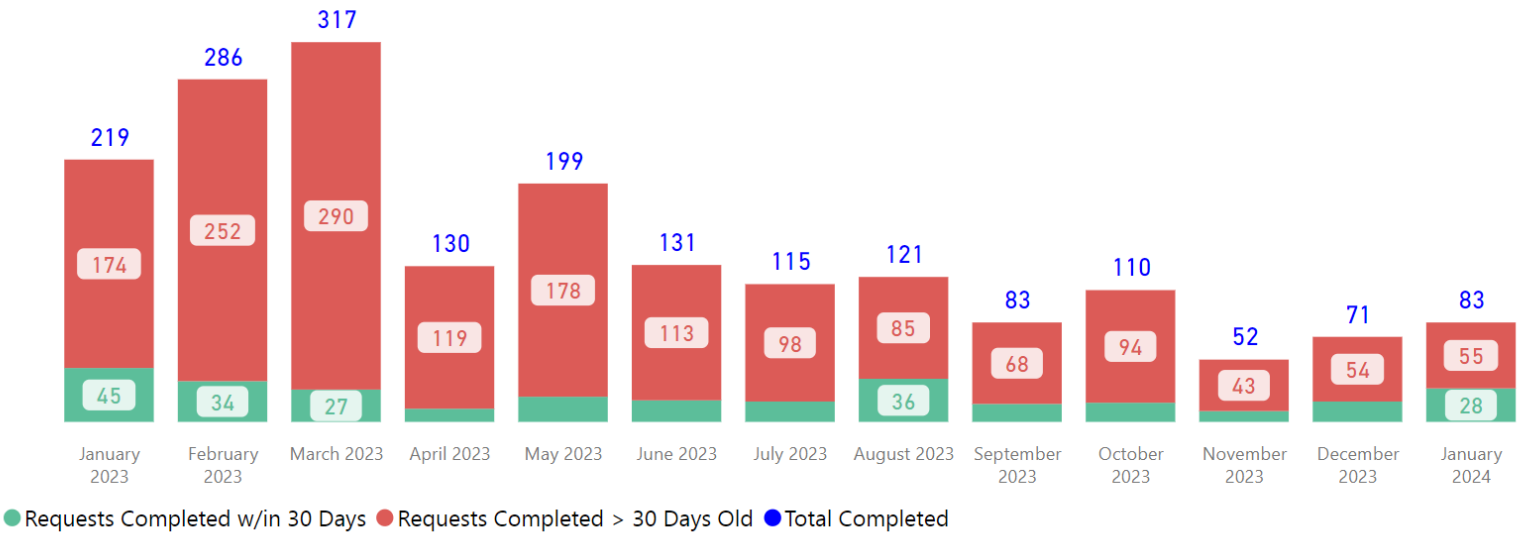
All

Selected Time Frame Averages

301.93
Total TAT (Rec'd-Compl.) Avg

6.95
Assigned TAT (Asgmt.-Compl.) Avg

Requests Completed




Received to Complete

1917
Requests Completed

1623
Requests Completed > 30 Days Old

84.66 %
% Completed > 30 Days Old

Requests more than 30 days old are considered to be backlogged requests



Service

Latent Comparison

Priority Type

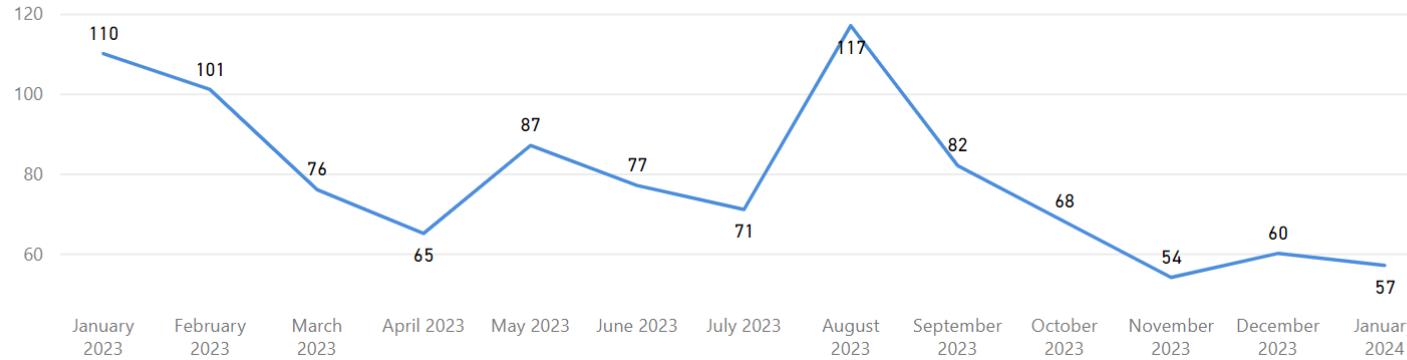
All

Received Filter

1/1/2023

1/31/2024

Received by Month



Total Received

1,025

Received per Month (Avg)*

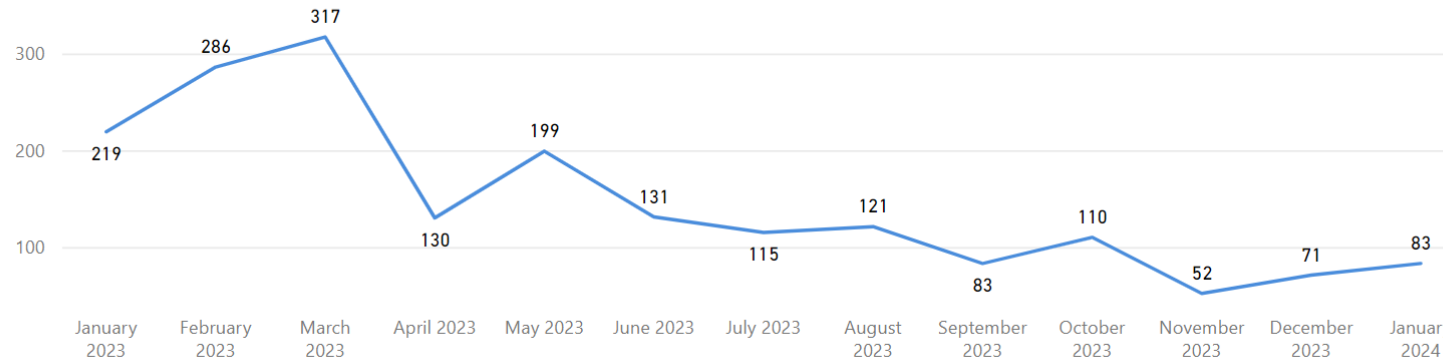
79

Completed Filter

1/1/2023

1/31/2024

Completed by Month



Total Completed

1,917

Completed per Month (Avg)*

147

* months with zero activity are not calculated into the average

Service

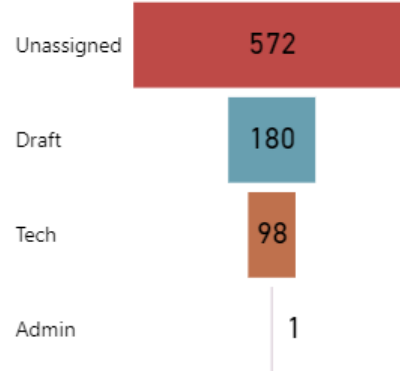
Latent Processing

Priority Type

All

Backlogged Requests: 95

Avg Age of Backlog (days): 142

Longest Time in Phase
(Pending)

of Unassigned

78!

Goal: 50 (-56%)

Pending Draft

16✓

Goal: 30 (+46.67%)

Pending Tech

6✓

Goal: 30 (+80%)

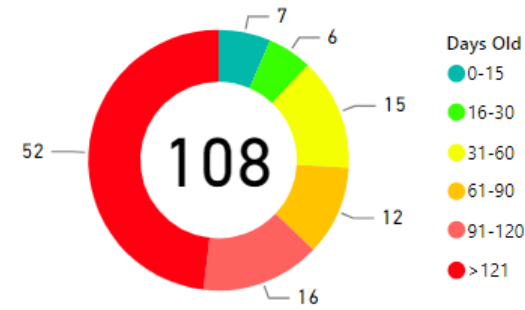
Pending Admin

8✓

Goal: 30 (+73.33%)

Goal= Threshold for the max # of requests in each bucket

Pending Requests



Avg Age (days): 127

Overall TAT
(MTD)

254.1!

Goal: 30, 31

Overall TAT
(Past 90 Days)

387.9!

Goal: 30, 31

Analysis TAT
(MTD)

9.9✓

Goal: 30, 31

Analysis TAT
(Past 90 Days)

12.5✓

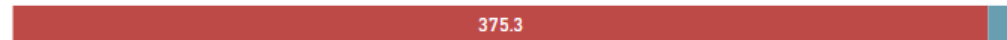
Goal: 30, 31

TAT by Phase of Work (MTD)



● Assign TAT ● Draft TAT ● Tech Review TAT ● Admin Review TAT

TAT by Phase of Work (Past 90 Days)



Month to Date

Completed

18

Received

16


30 Day Avg (Over Past 90 Days)


Completed

39

Received

17

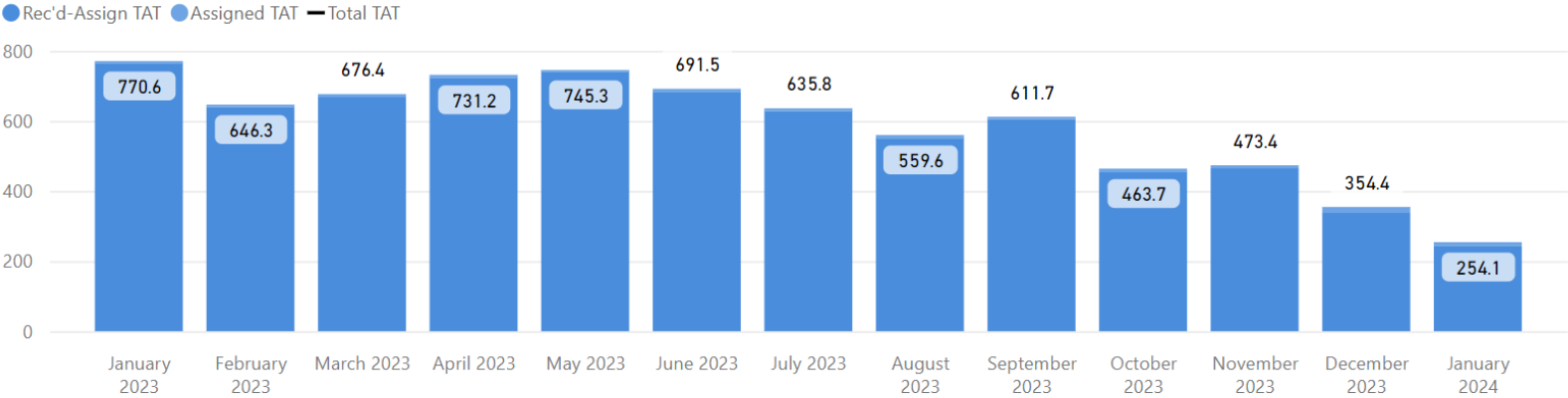




Date Range

1/1/2023 1/31/2024

Total TAT by Month



Request Type

Latent Processing

Priority Type

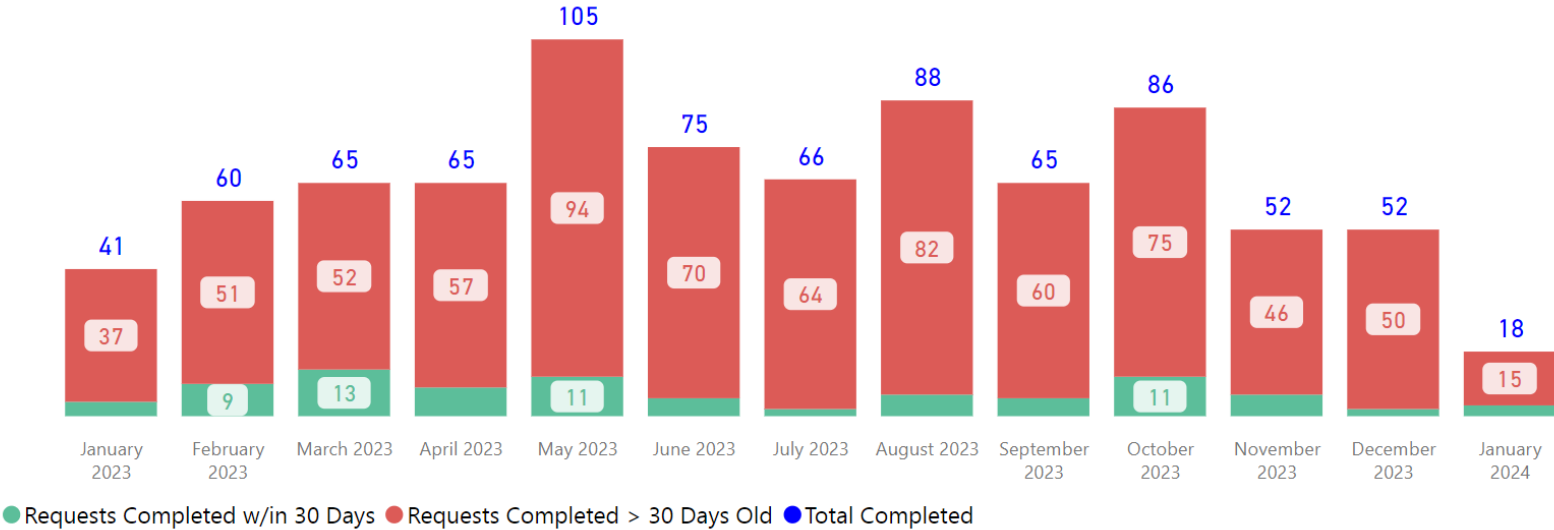
All

Selected Time Frame Averages

609.13
Total TAT (Rec'd-Compl.) Avg

8.11
Assigned TAT (Asgmt.-Compl.) Avg

Requests Completed



Received to Complete

838
Requests Completed

753
Requests Completed > 30 Days Old

89.86 %
% Completed > 30 Days Old

Requests more than 30 days old are considered to be backlogged requests

Service

Latent Processing

Priority Type

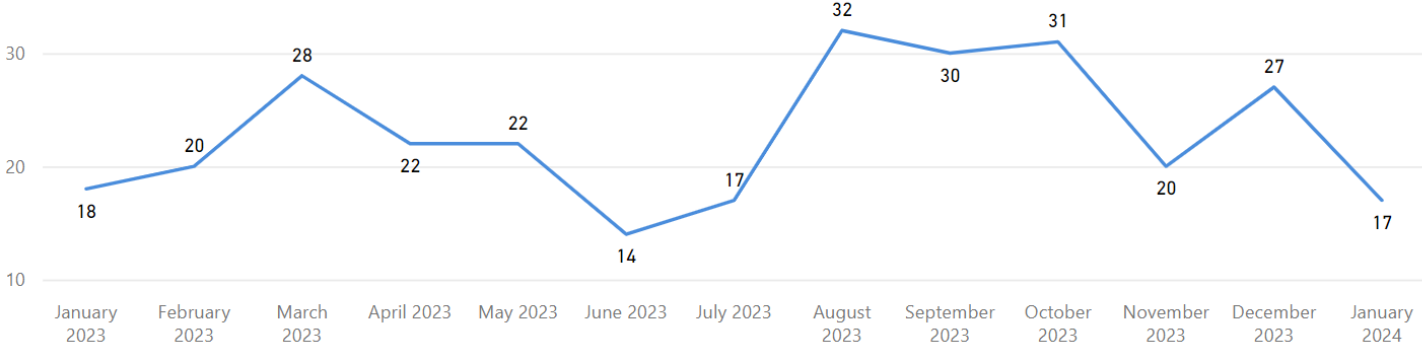
All

Received Filter

1/1/2023

1/31/2024

Received by Month



Total Received

298

Received per Month (Avg)*

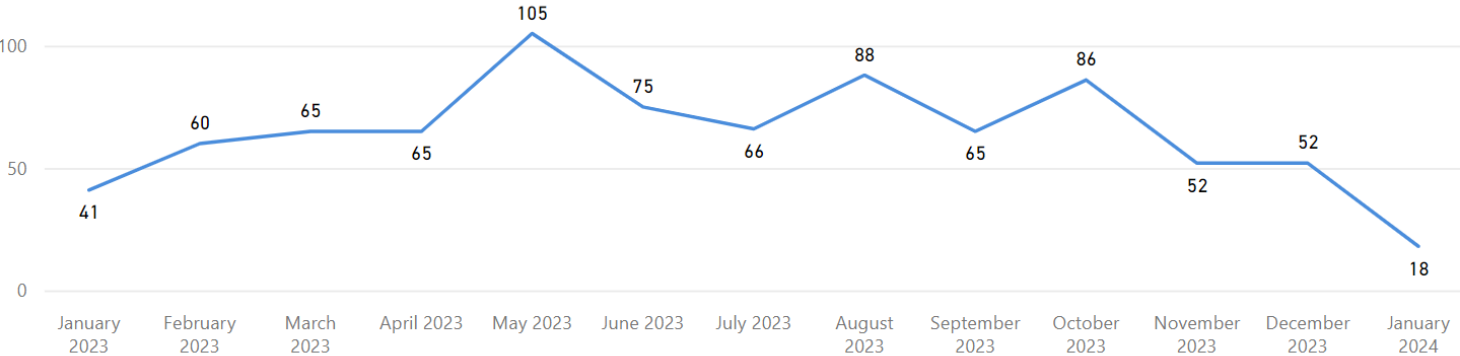
23

Completed Filter

1/1/2023

1/31/2024

Completed by Month



Total Completed

838


Completed per Month (Avg)*

64

* months with zero activity are not calculated into the average



Digital Multi-Media



Service

AV Examination

Priority Type

All

Backlogged Requests: 4

Avg Age of Backlog (days): 74

Longest Time in Phase
(Pending)

Unassigned

47

Draft

86

Tech

0

Admin

0

of Unassigned

3✓

Goal: 15 (+80%)

Pending Draft

4✓

Goal: 5 (+20%)

Pending Tech

0✓

Goal: 5 (+100%)

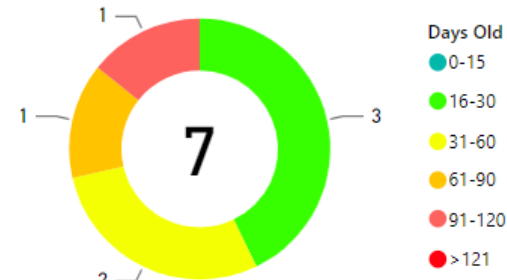
Pending Admin

0✓

Goal: 5 (+100%)

Goal= Threshold for the max # of requests in each bucket

Pending Requests



Avg Age (days): 53

Overall TAT
(MTD)

80.0!

Goal: 45, 46

Overall TAT
(Past 90 Days)

62.1!

Goal: 45, 46

Analysis TAT
(MTD)

40.4✓

Goal: 45, 46

Analysis TAT
(Past 90 Days)

34.9✓

Goal: 45, 46

TAT by Phase of Work (MTD)



● Assign TAT ● Draft TAT ● Tech Review TAT ● Admin Review TAT

TAT by Phase of Work (Past 90 Days)



Month to Date

Completed

5

Received

3


30 Day Avg (Over Past 90 Days)

Completed

4

Received

4



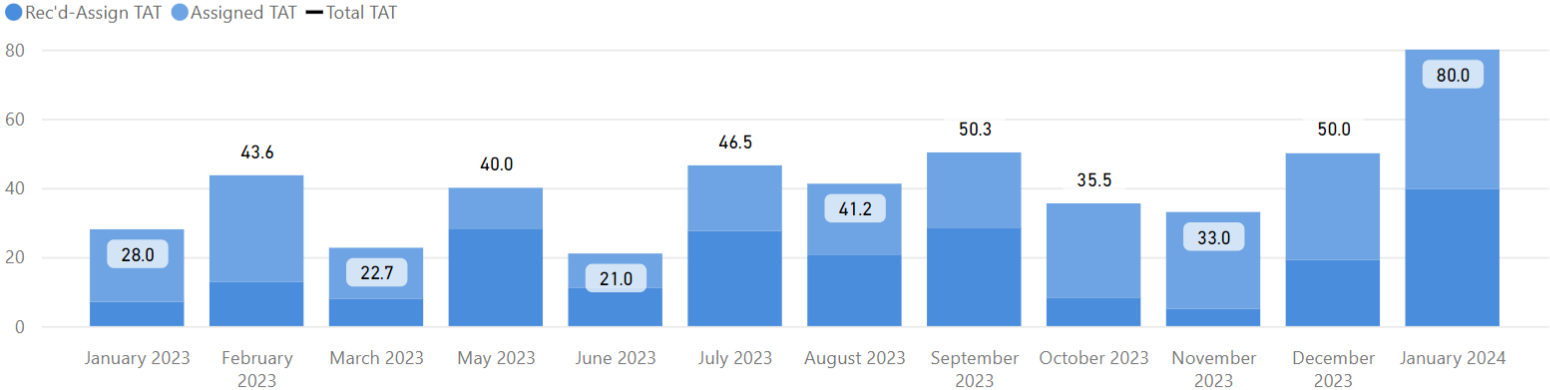


Date Range

1/1/2023

1/31/2024

Total TAT by Month



Request Type

AV Examination

Priority Type

All

Selected Time Frame Averages

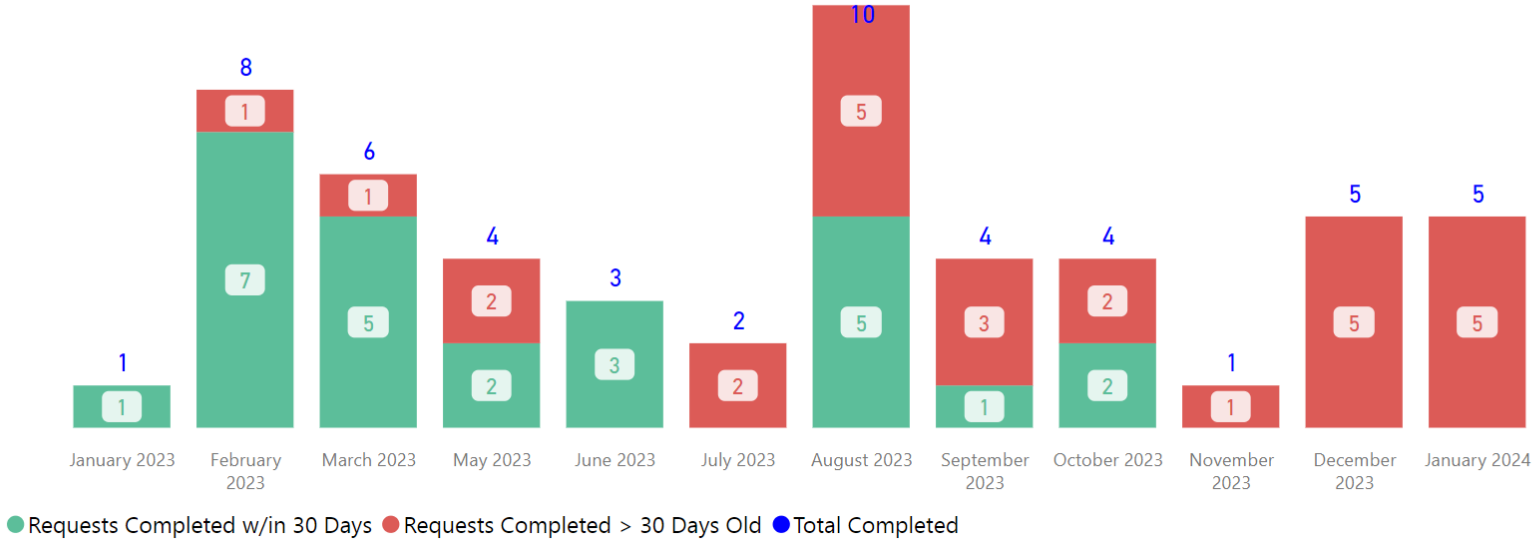
42.77

Total TAT (Rec'd-Compl.) Avg

23.77

Assigned TAT (Asgmt.-Compl.) Avg

Requests Completed



Received to Complete

53

Requests Completed


27

Requests Completed > 30 Days Old

50.94 %

% Completed > 30 Days Old

Requests more than 30 days old are considered to be backlogged requests



Service

Priority Type

AV Examination

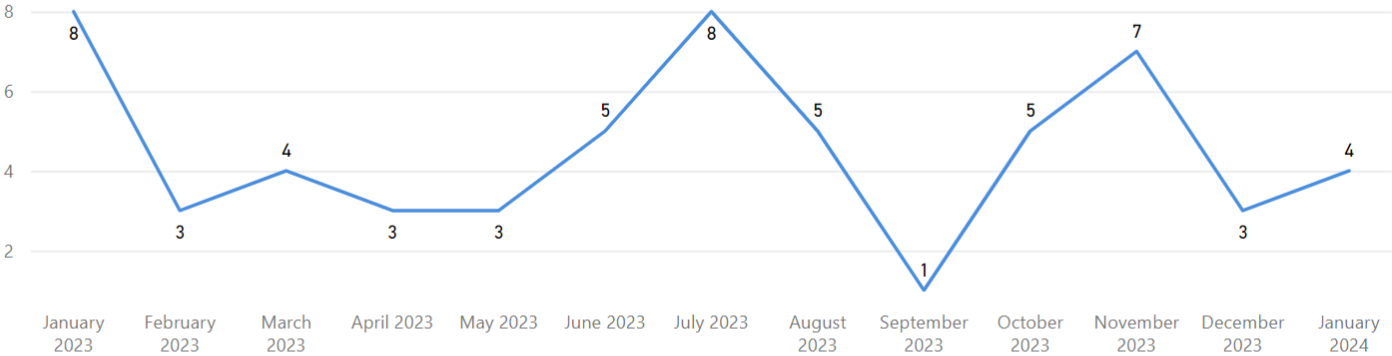
All

Received Filter

1/1/2023

1/31/2024

Received by Month



Total Received

59

Received per Month (Avg)*

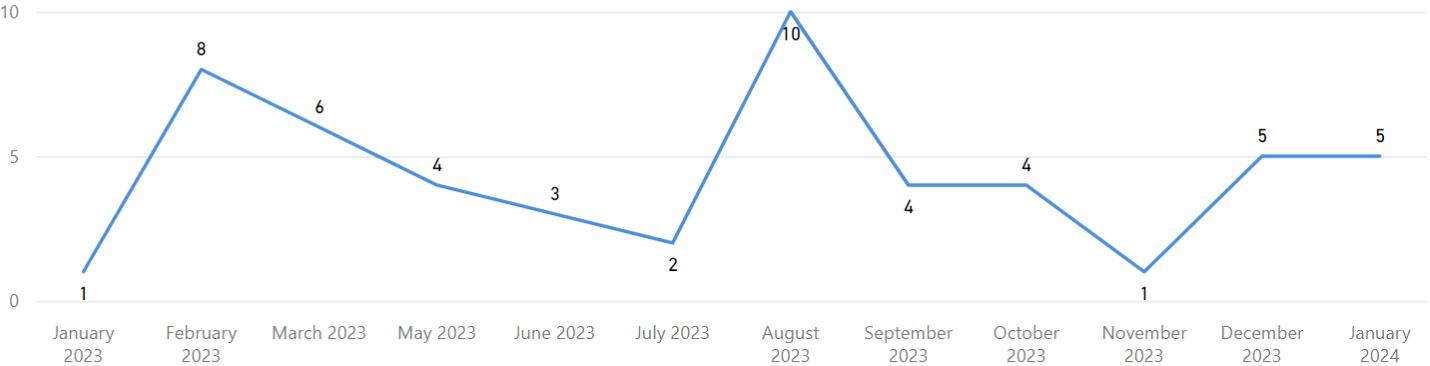
5

Completed Filter

1/1/2023

1/31/2024

Completed by Month



Total Completed

53

Completed per Month (Avg)*

4

* months with zero activity are not calculated into the average

Service

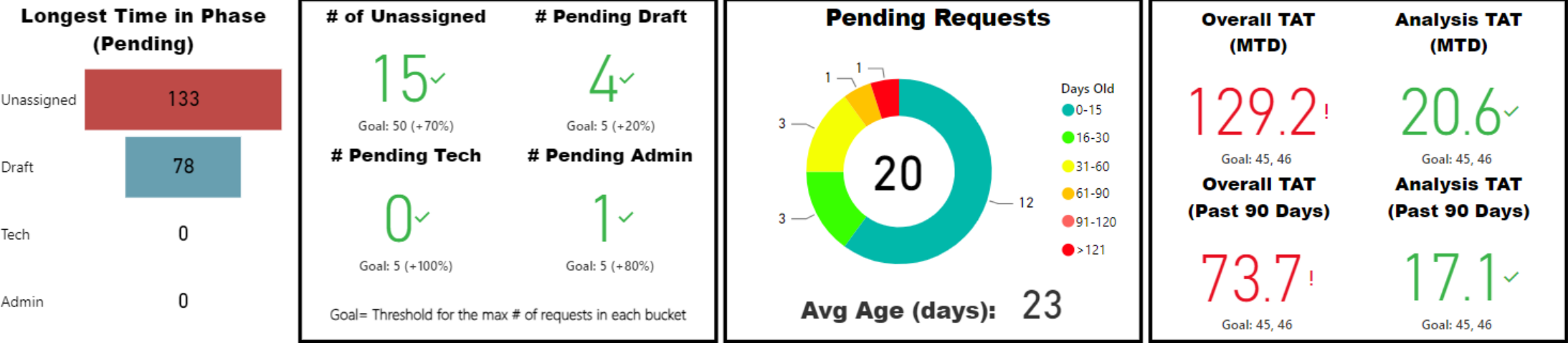
DFL

Priority Type

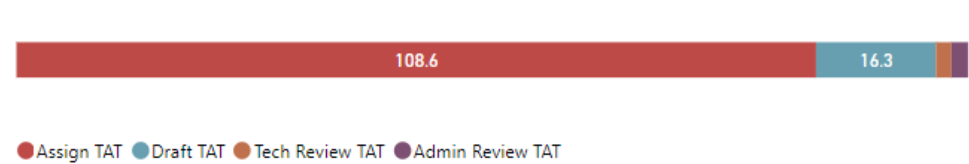
All

Backlogged Requests: 5

Avg Age of Backlog (days): 69



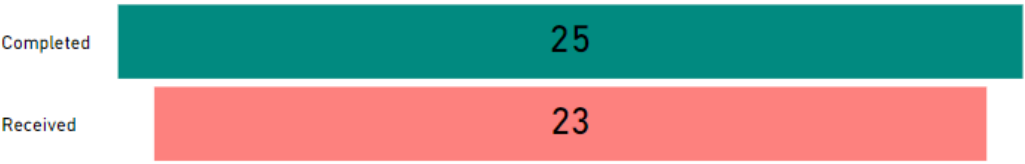
TAT by Phase of Work (MTD)




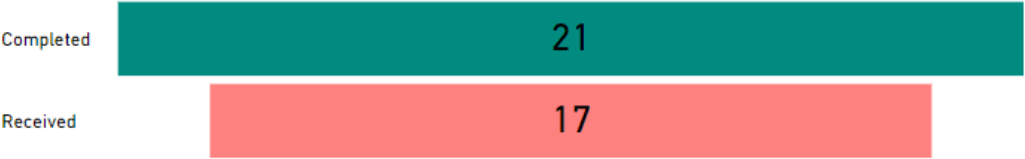
TAT by Phase of Work (Past 90 Days)




Month to Date



30 Day Avg (Over Past 90 Days)



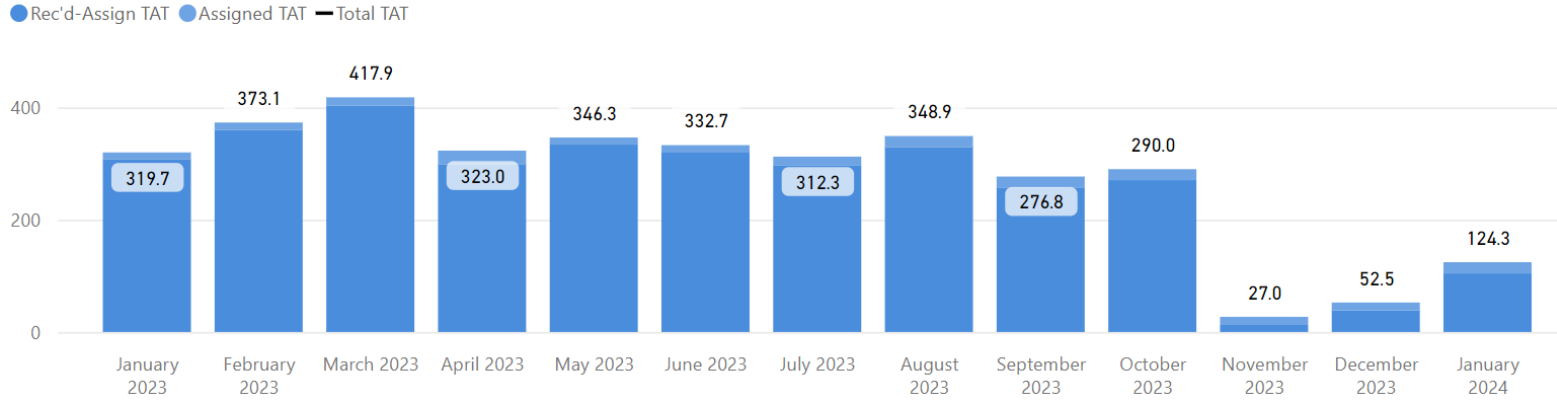


Date Range

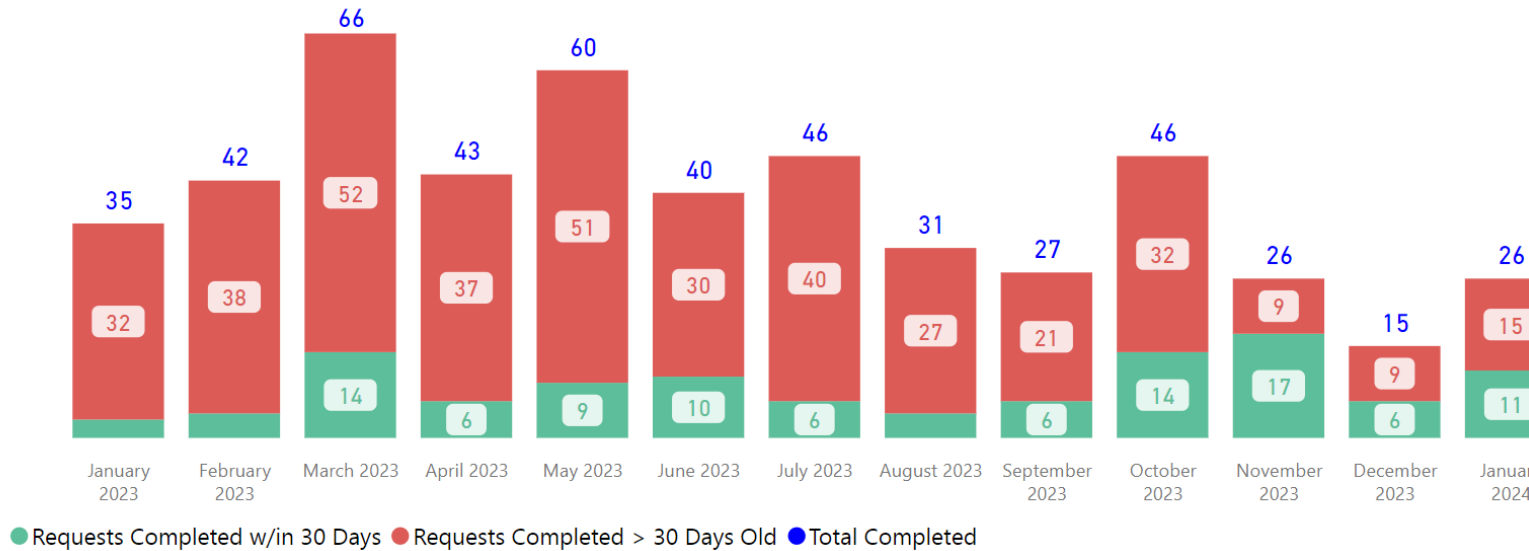
1/1/2023

1/31/2024

Total TAT by Month



Requests Completed



DFL and DME

Request Type

Multiple selections

Priority Type

All

Selected Time Frame Averages

304.45

Total TAT (Rec'd-Compl.) Avg

16.32

Assigned TAT (Asgmt.-Compl.) Avg

Received to Complete

503

Requests Completed

393

Requests Completed > 30 Days Old

78.13 %

% Completed > 30 Days Old

Requests more than 30 days old are considered to be backlogged requests

DFL and DME

Service

Multiple selections

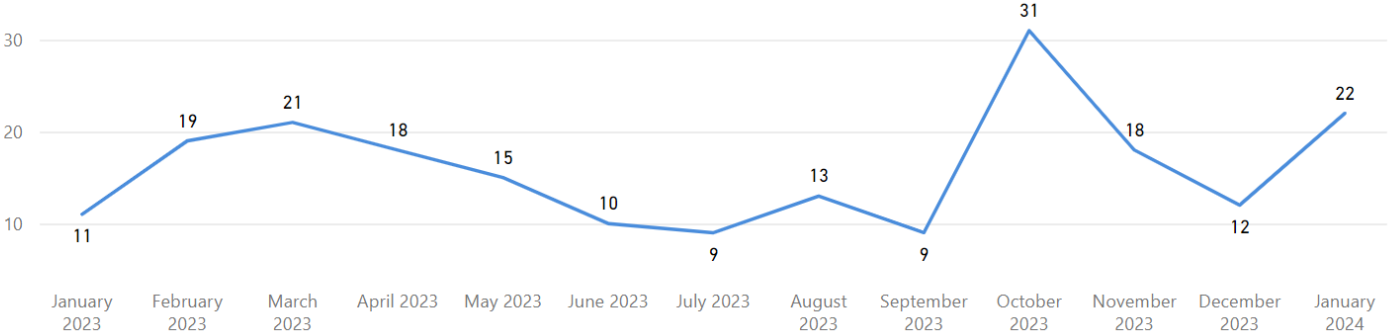
Priority Type

All

Received Filter

1/1/20231/31/2024

Received by Month



Total Received

208

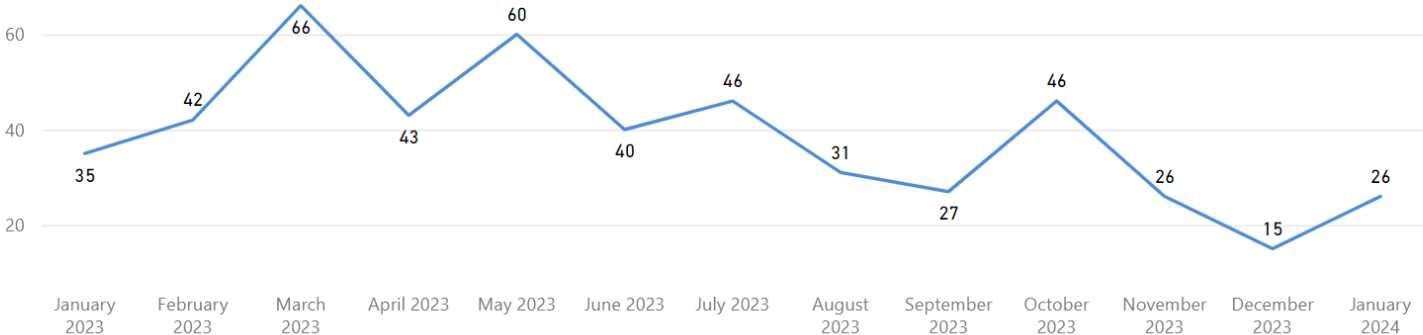
Received per Month (Avg)*

16

Completed Filter

1/1/20231/31/2024

Completed by Month



Total Completed

503


Completed per Month (Avg)*

39



* months with zero activity are not calculated into the average

Crime Scene Unit



Service

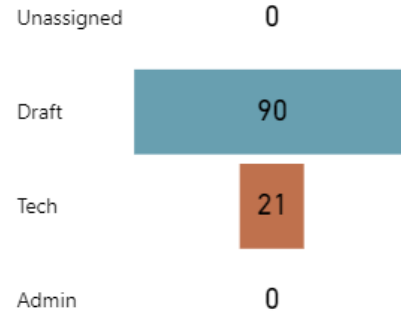
CSU Response

Priority Type

All

Backlogged Requests: 4

Avg Age of Backlog (days): 61

Longest Time in Phase
(Pending)

of Unassigned

0✓

Goal: 0

Pending Draft

26✓

Goal: 30 (+13.33%)

Pending Tech

45!

Goal: 30 (-50%)

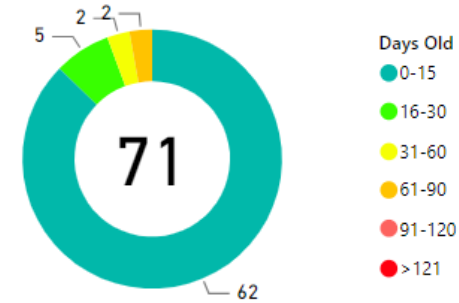
Pending Admin

0✓

Goal: 0

Goal= Threshold for the max # of requests in each bucket

Pending Requests



Avg Age (days): 13

Overall TAT
(MTD)

21.4✓

Goal: 30, 31

Overall TAT
(Past 90 Days)

23.4✓

Goal: 30, 31

Analysis TAT
(MTD)

21.4✓

Goal: 30, 31

Analysis TAT
(Past 90 Days)

23.4✓

Goal: 30, 31

TAT by Phase of Work (MTD)



● Assign TAT ● Draft TAT ● Tech Review TAT ● Admin Review TAT

TAT by Phase of Work (Past 90 Days)



Month to Date

Completed

113

Received

121


30 Day Avg (Over Past 90 Days)

Completed

96

Received

99





Date Range

1/1/2023

1/31/2024

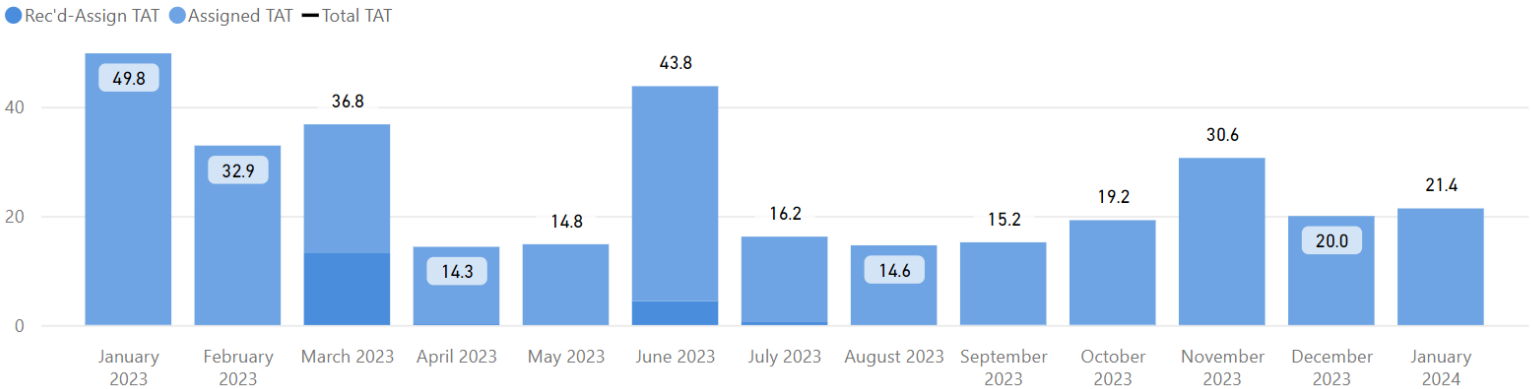
Request Type

CSU Response

Priority Type

All

Total TAT by Month

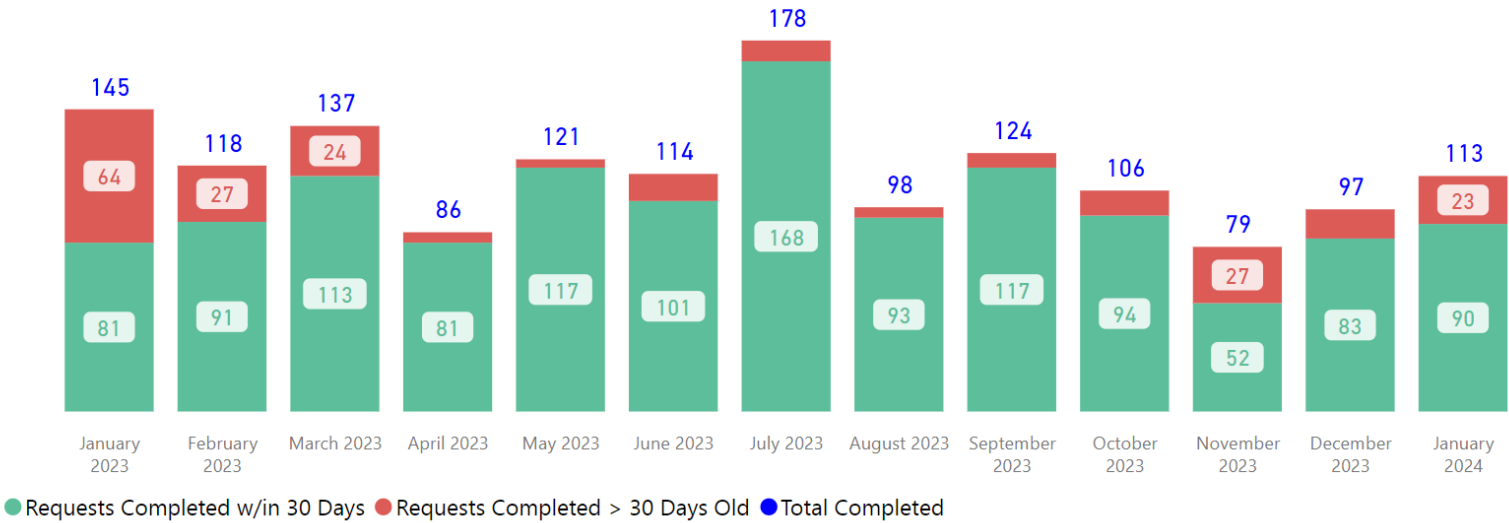


Selected Time Frame Averages

25.83
Total TAT (Rec'd-Compl.) Avg

24.22
Assigned TAT (Asgmt.-Compl.) Avg

Requests Completed



Received to Complete

1516
Requests Completed

235
Requests Completed > 30 Days Old

15.50 %
% Completed > 30 Days Old

Requests more than 30 days old are considered to be backlogged requests

Service

CSU Response

Priority Type

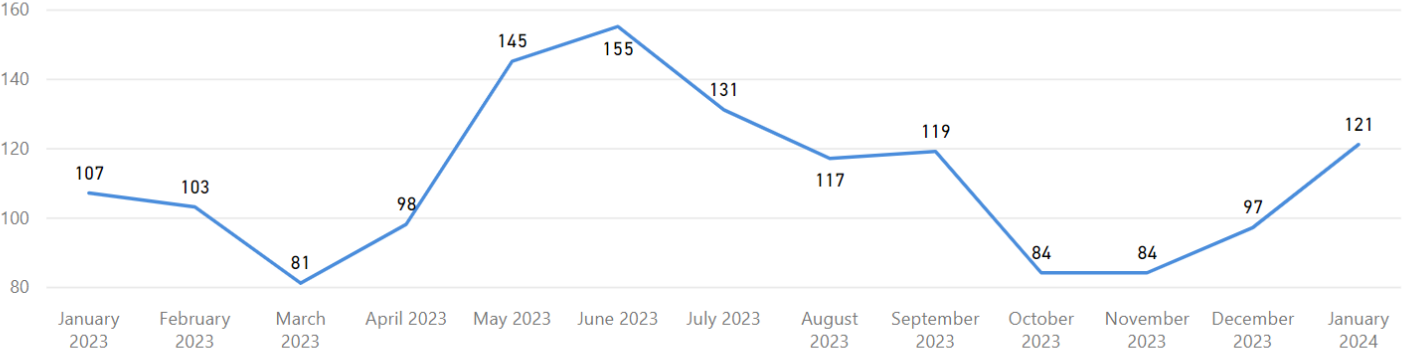
All

Received Filter

1/1/2023

1/31/2024

Received by Month



Total Received

1,442

Received per Month (Avg)*

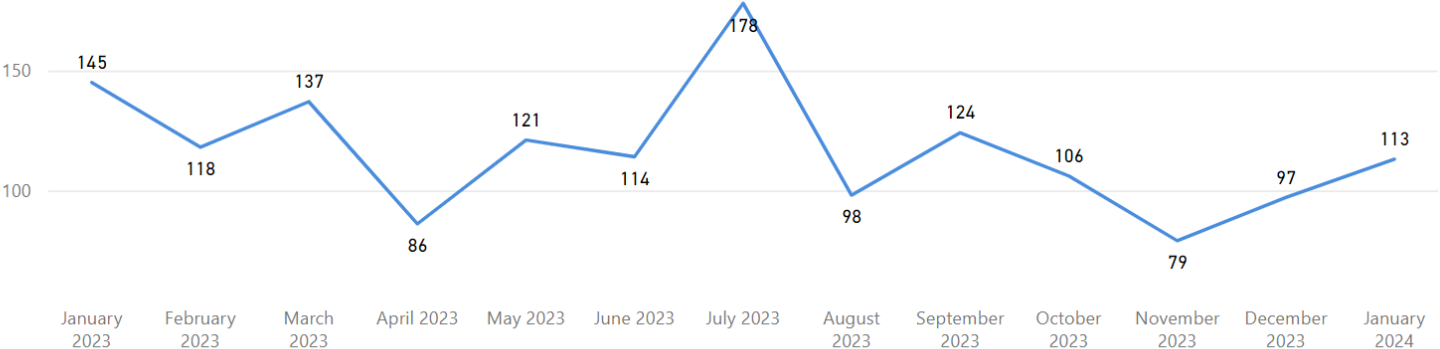
111

Completed Filter

1/1/2023

1/31/2024

Completed by Month




Total Completed

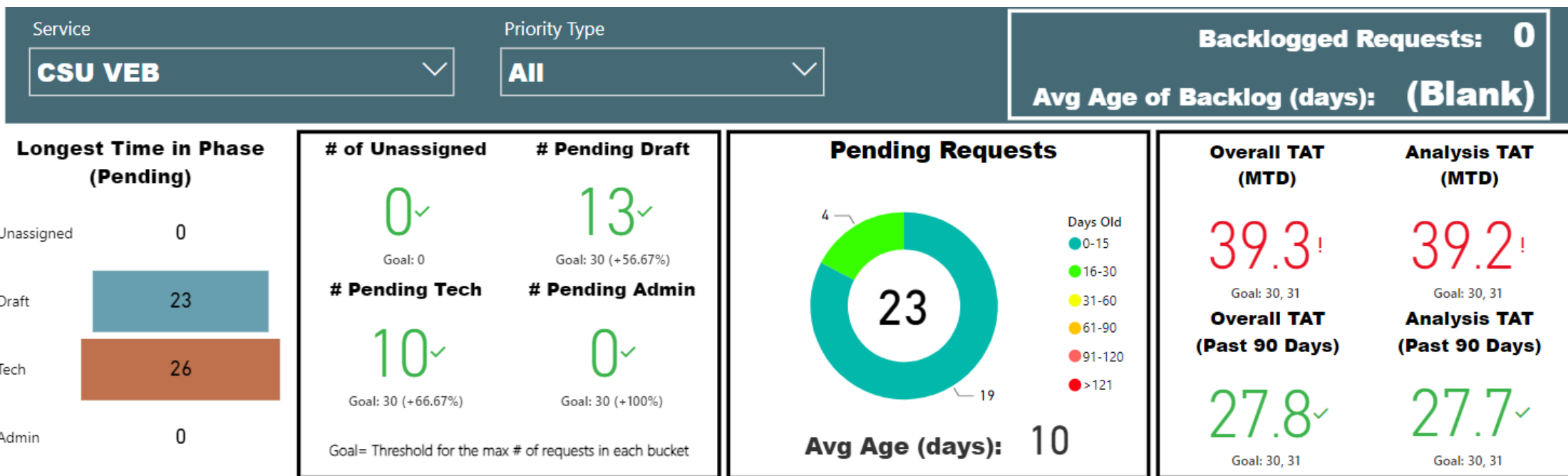
1,516

Completed per Month (Avg)*

117

* months with zero activity are not calculated into the average






TAT by Phase of Work (MTD)





TAT by Phase of Work (Past 90 Days)



Month to Date



30 Day Avg (Over Past 90 Days)



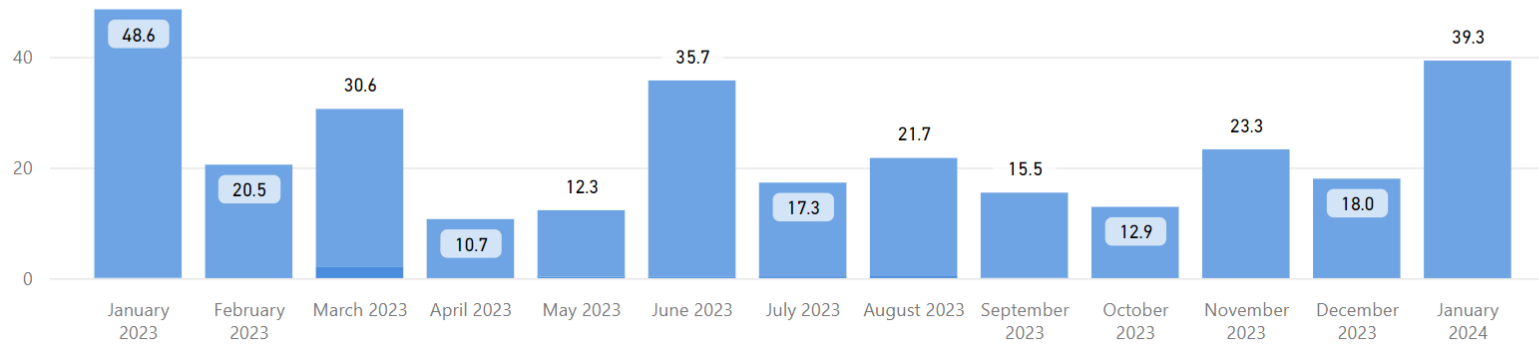
Date Range

1/1/2023

1/31/2024

Total TAT by Month

● Rec'd-Assign TAT ● Assigned TAT — Total TAT



Request Type

CSU VEB

Priority Type

All

Selected Time Frame Averages

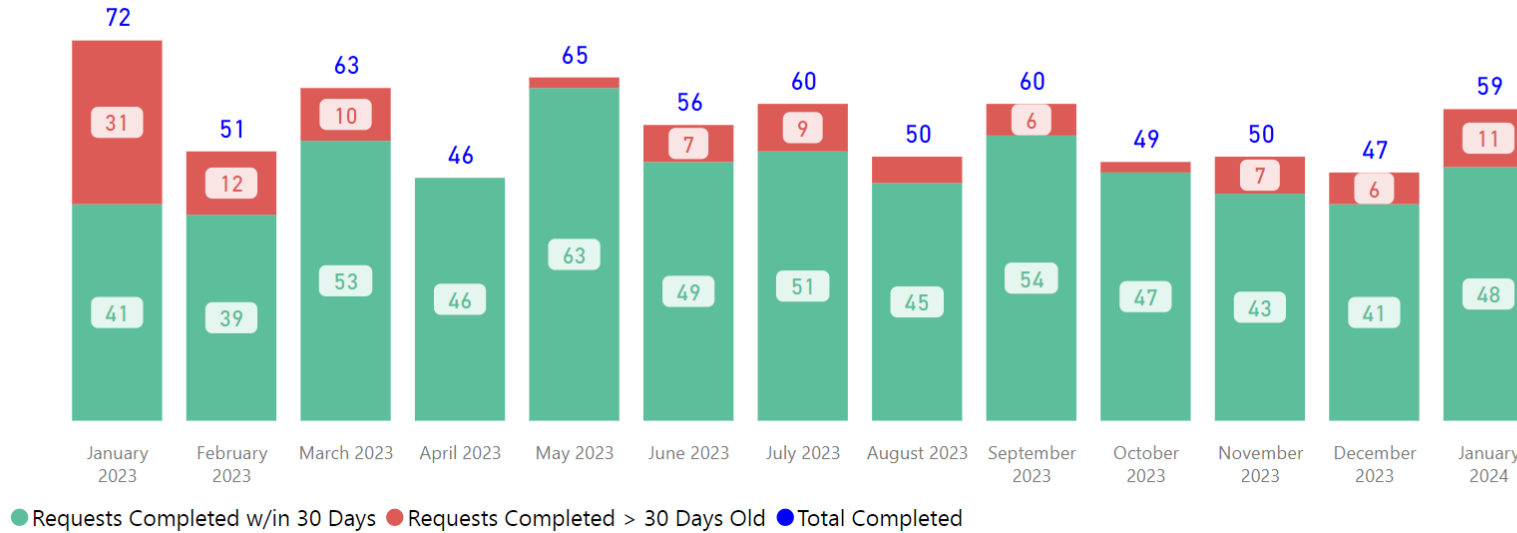
24.41

Total TAT (Rec'd-Compl.) Avg

24.13

Assigned TAT (Asgmt.-Compl.) Avg

Requests Completed



● Requests Completed w/in 30 Days ● Requests Completed > 30 Days Old ● Total Completed

Received to Complete

728

Requests Completed

108

Requests Completed > 30 Days Old

14.84 %

% Completed > 30 Days Old

Requests more than 30 days old are considered to be backlogged requests



Service

CSU VEB

Priority Type

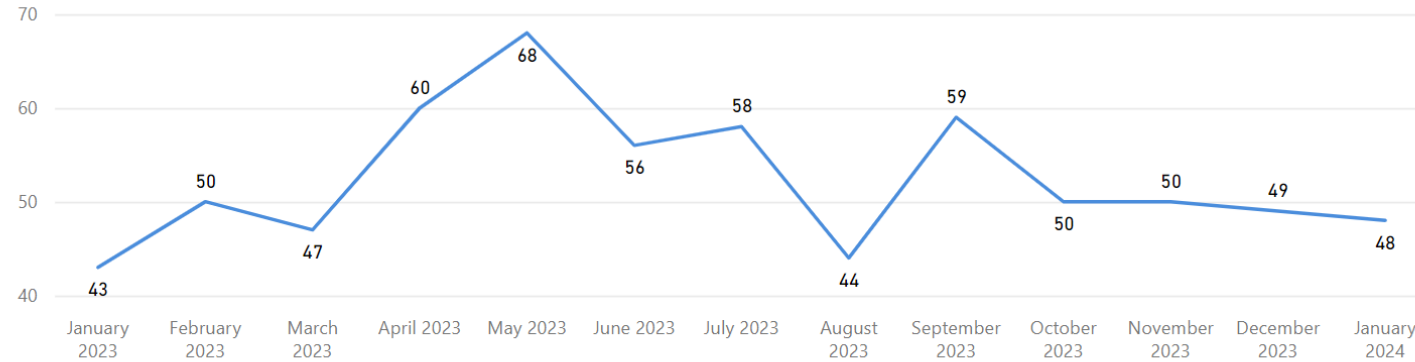
All

Received Filter

1/1/2023

1/31/2024

Received by Month



Total Received

682

Received per Month (Avg)*

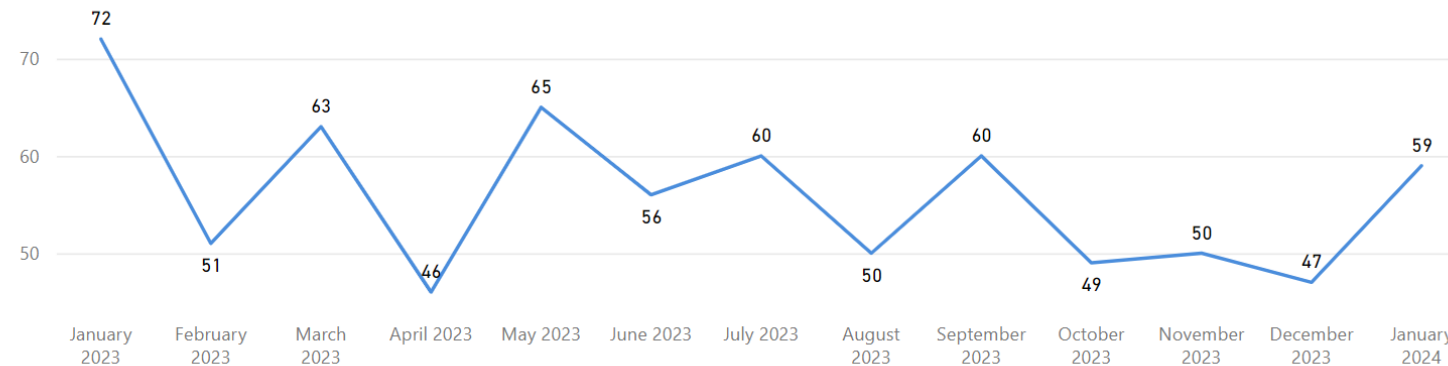
52

Completed Filter

1/1/2023

1/31/2024

Completed by Month



Total Completed

728

Completed per Month (Avg)*

56

* months with zero activity are not calculated into the average

