




February 2024 Operations Data



February 2024 Company Overview



HFSC Turnaround Time (TAT)

TAT Date Range*

Porter Lee

Justice Trax

2/1/2024

2/29/2024

2/1/2024

2/29/2024

Analysis TAT

24

Overall TAT

85

* Both Porter Lee and Justice Trax date ranges MUST be set to the same date range

Backlog

Number of Requests Backlogged

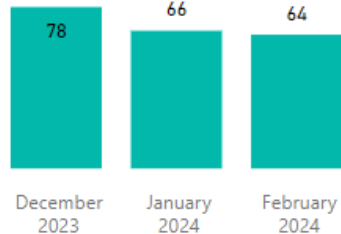
4,426

% of Requests in Backlog

17.9%

Avg Age of Open Requests

Avg Age of Open Request...

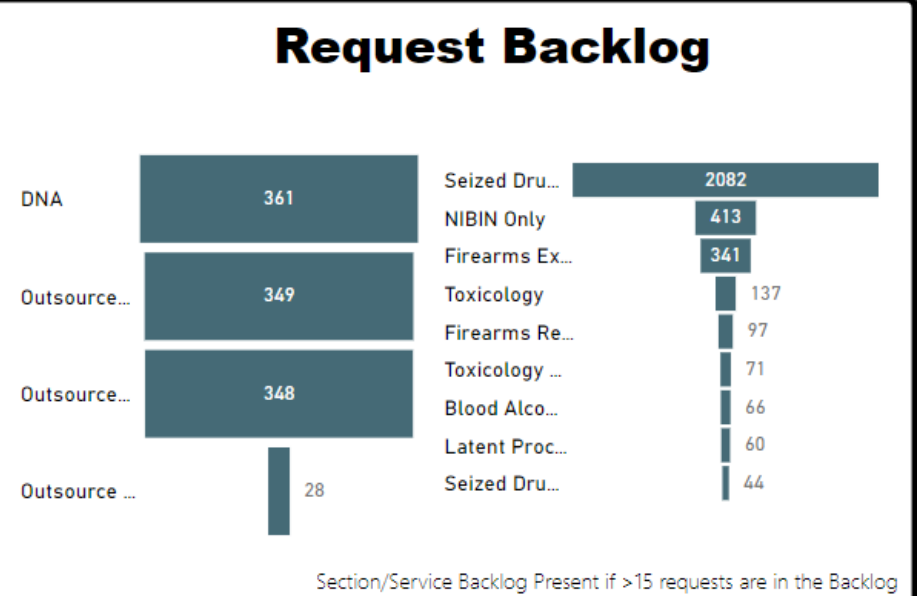
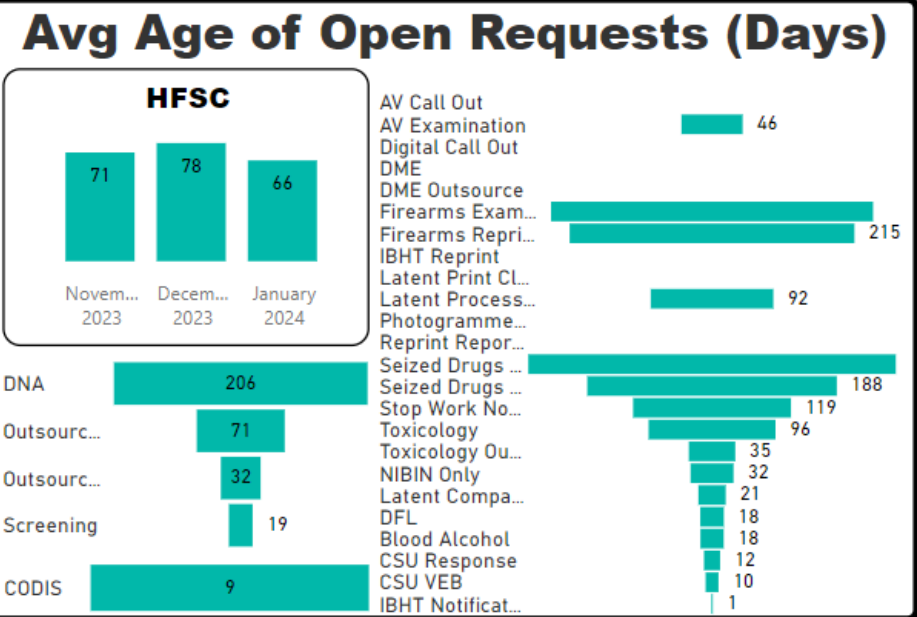


% Decrease in Avg Age of Open Requests*

39.5%

* compared to beginning of performance year


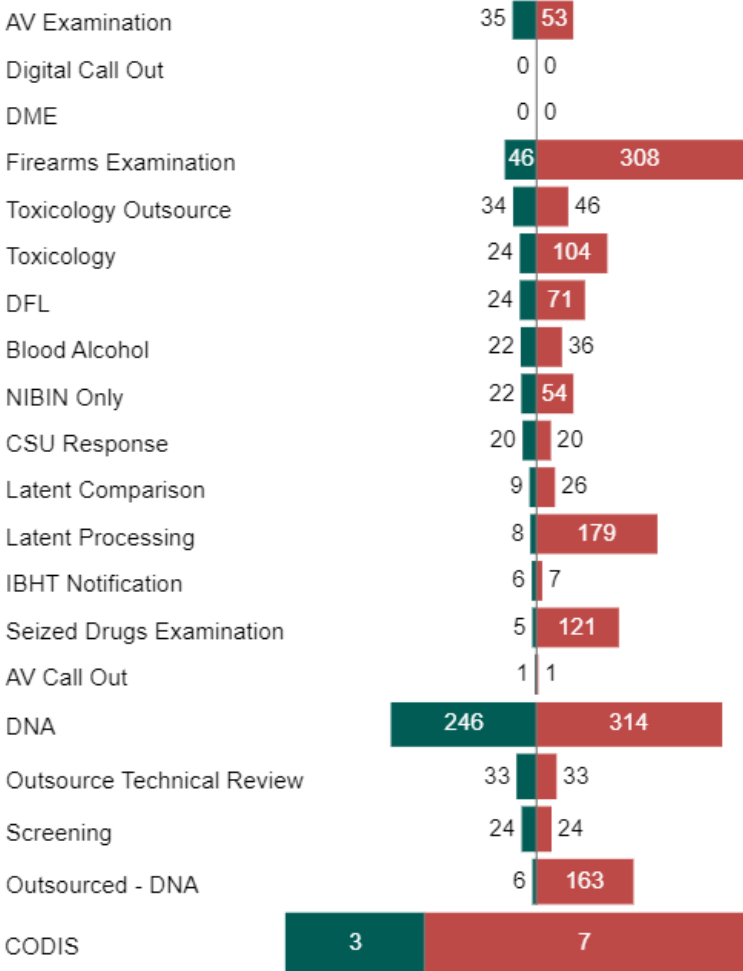
February 2024 Company Overview



Turnaround Time (Past 30 Days)

HFSC

24 **83**
Analysis TAT | Overall TAT



Key for Dashboard Section Pages

Center of ring=total pending cases
Ring=breakdown of age for all pending cases

Type of Testing →

Service

Seized Drugs Examination

Priority Type

All

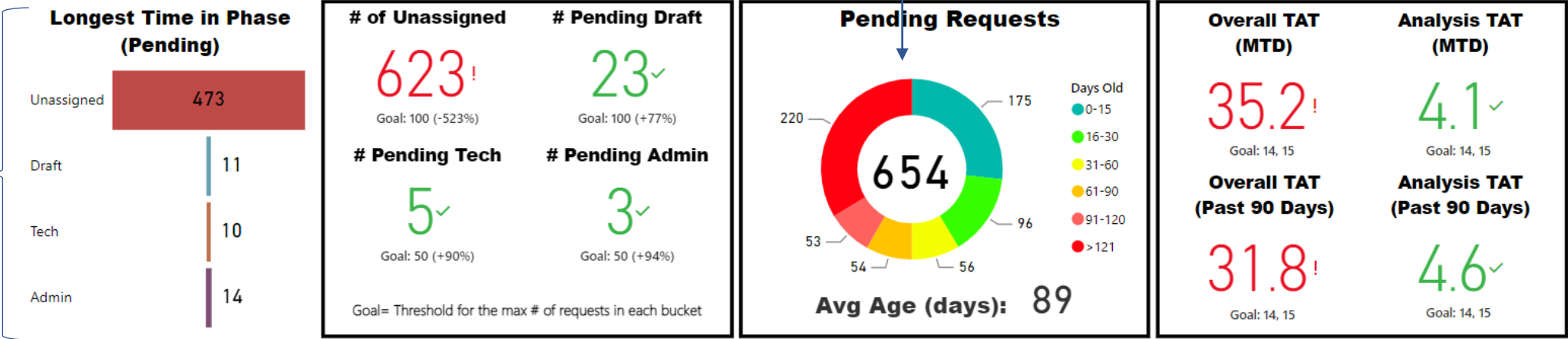
Backlogged Requests:

383

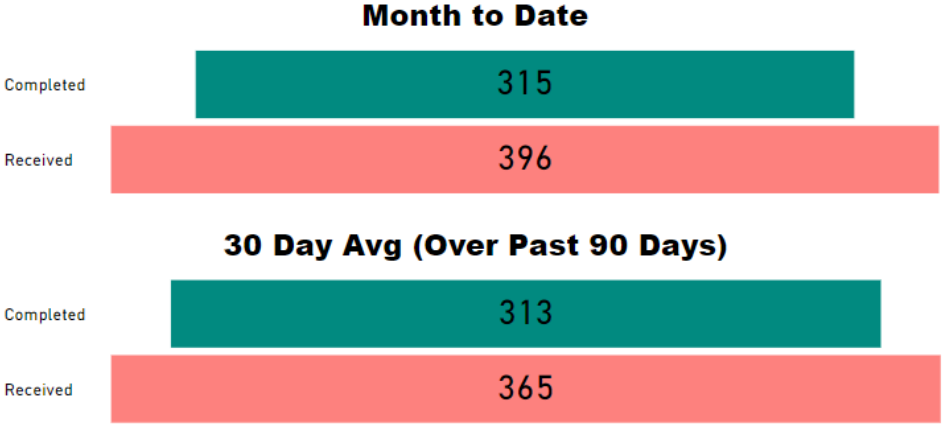
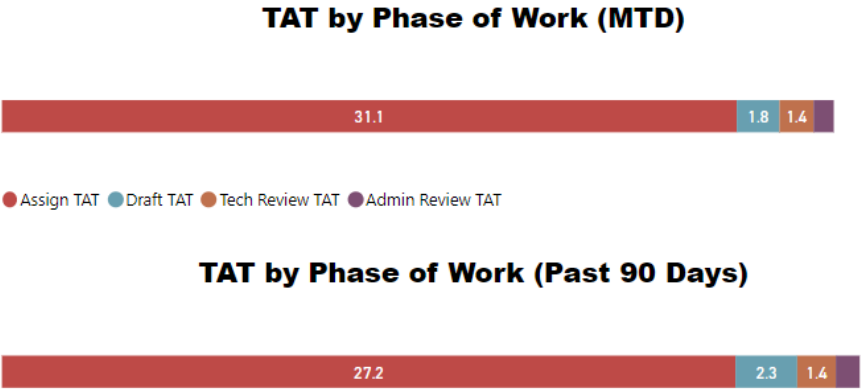
Avg Age of Backlog (days):

142

Pending work



Turnaround time (days) by phase of work



TAT= Turnaround Time MTD= Month to date Backlogged Requests = Requests open over 30 days

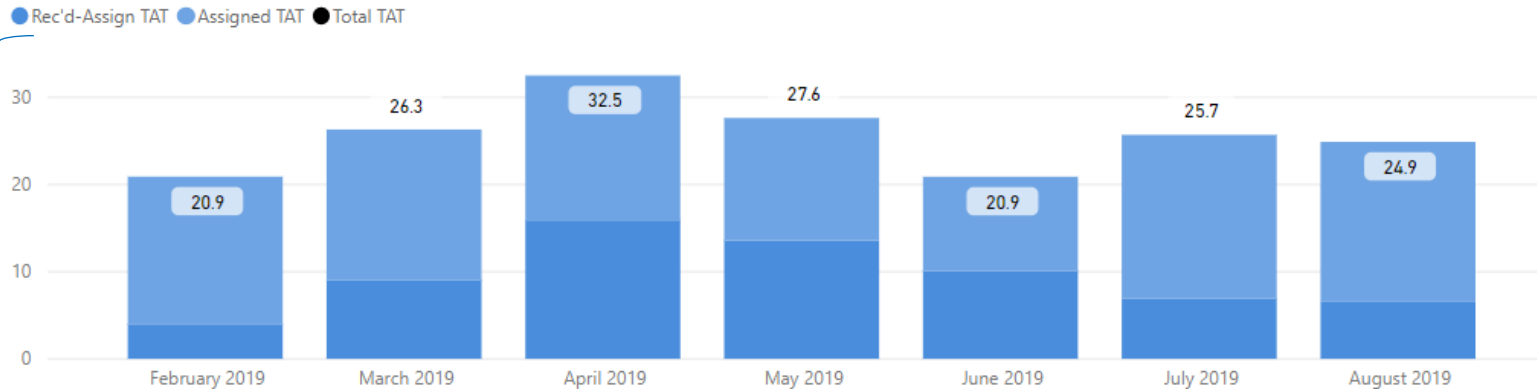
Key for Dashboard Historical Pages 1/2

Date Range

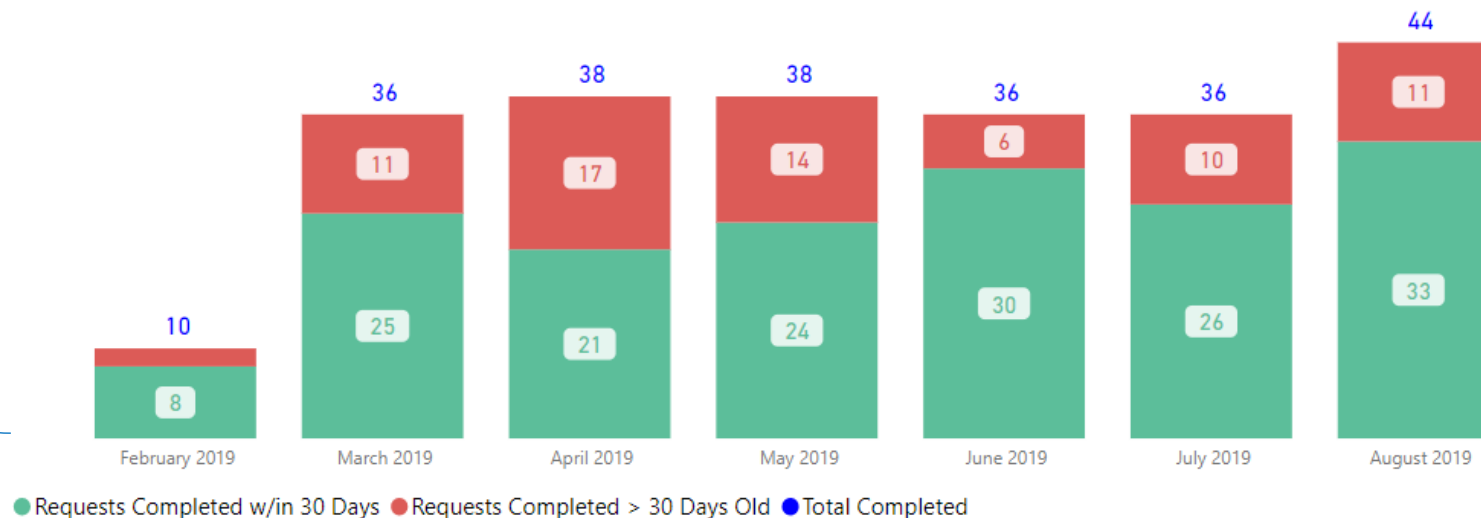
8/1/2018

8/31/2019

Total TAT by Month



Requests Completed



Type of testing

Request Type

Firearms Examination

Priority Type

All

Report type

Selected Time Frame Averages

26.11

Total TAT (Rec'd-Compl.) Avg

16.08

Assigned TAT (Asgmt.-Compl.) Avg

Overall average
for the selected
date range

Received to Complete

238

Requests Completed


71

Requests Completed > 30 Days Old

29.83 %

% Completed > 30 Days Old

Requests more than 30 days old are considered to be backlogged requests



TAT= Turnaround Time

Key for Dashboard Historical Pages 2/2

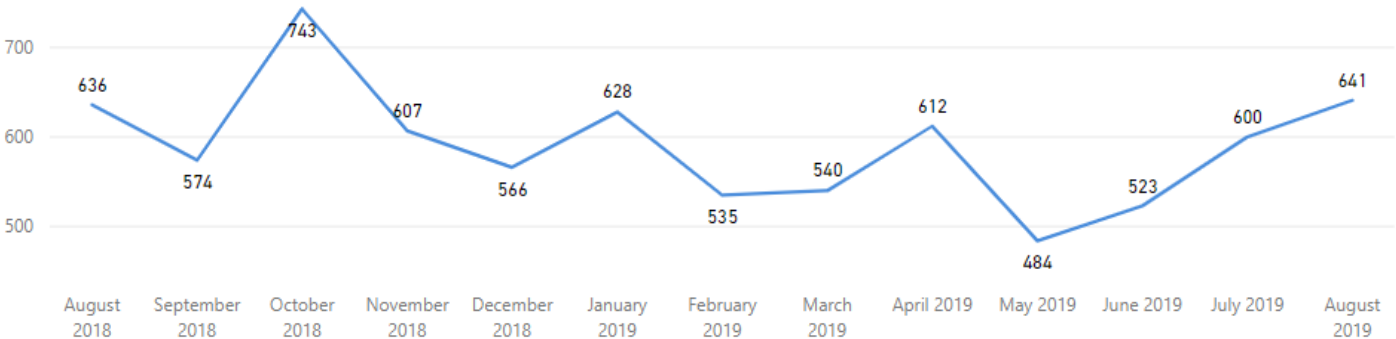
Type of testing →

Service: Seized Drugs Examination
Priority Type: All

Report type

Received Filter
8/1/2018 8/31/2019

Received by Month



Total Received

7,689

Received per Month (Avg)*

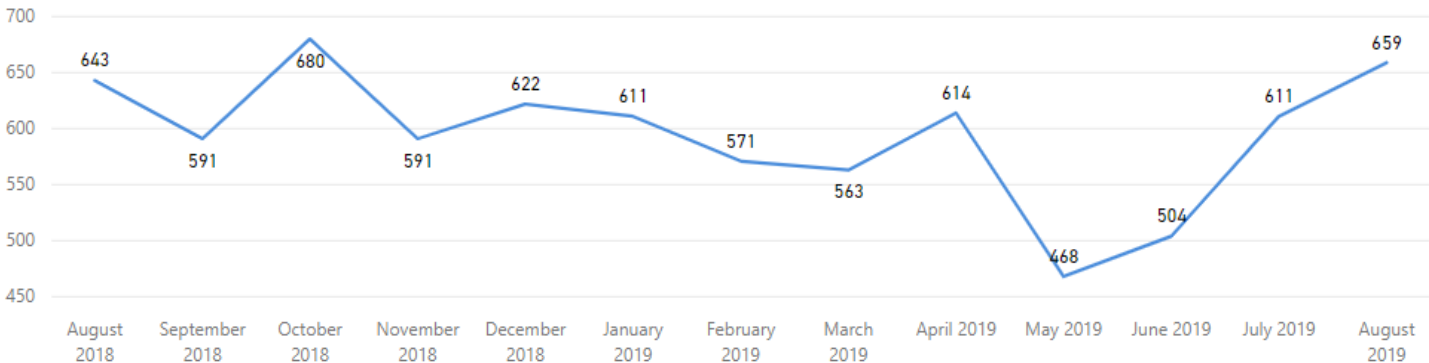
591

Overall average for the selected date range

Data broken down by month

Completed Filter
8/1/2018 8/31/2019

Completed by Month



Total Completed


7,728

Completed per Month (Avg)*


594

Overall average for the selected date range

* months with zero activity are not calculated into the average



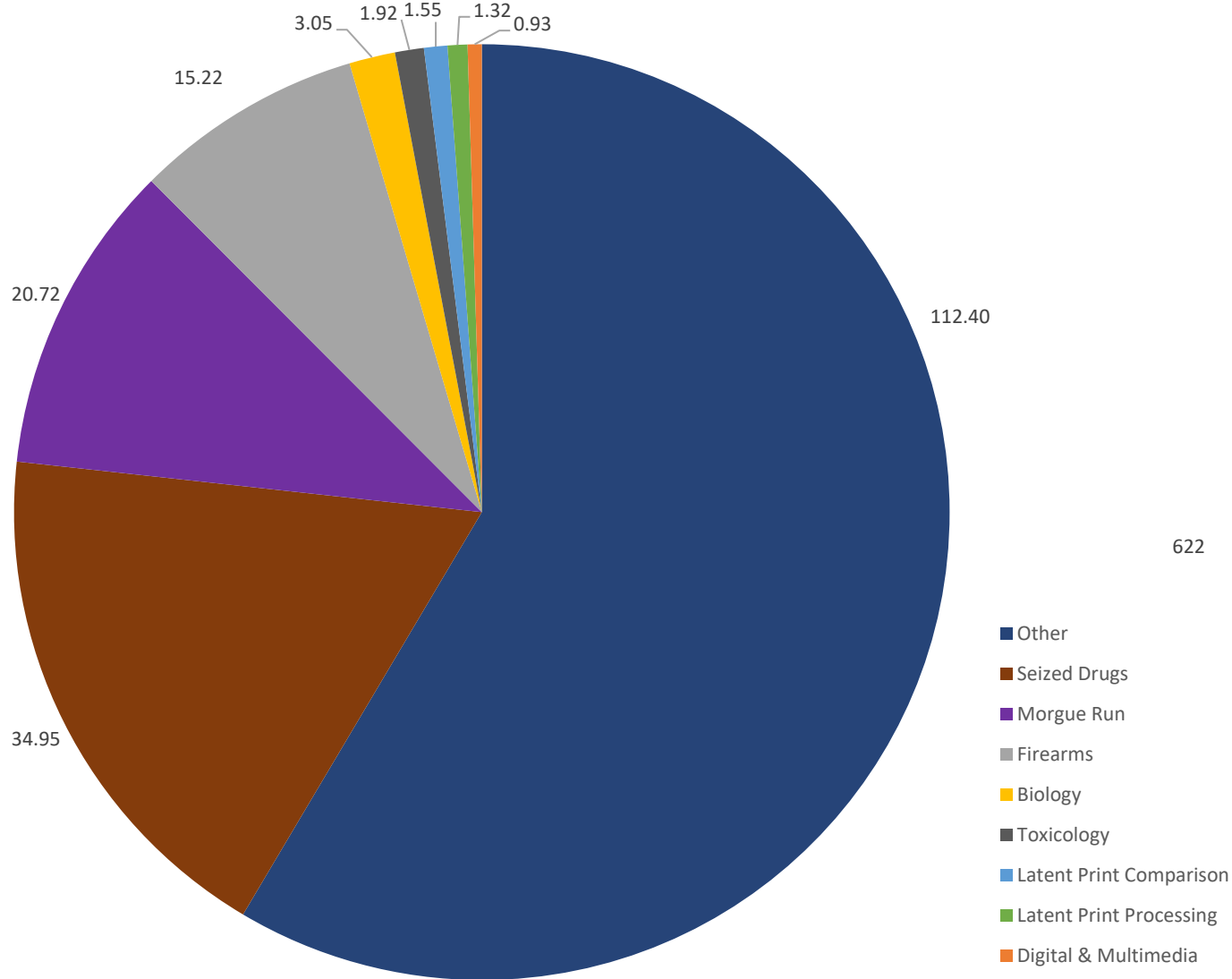
Client Services and Case Management (CS/CM)



CS/CM – February

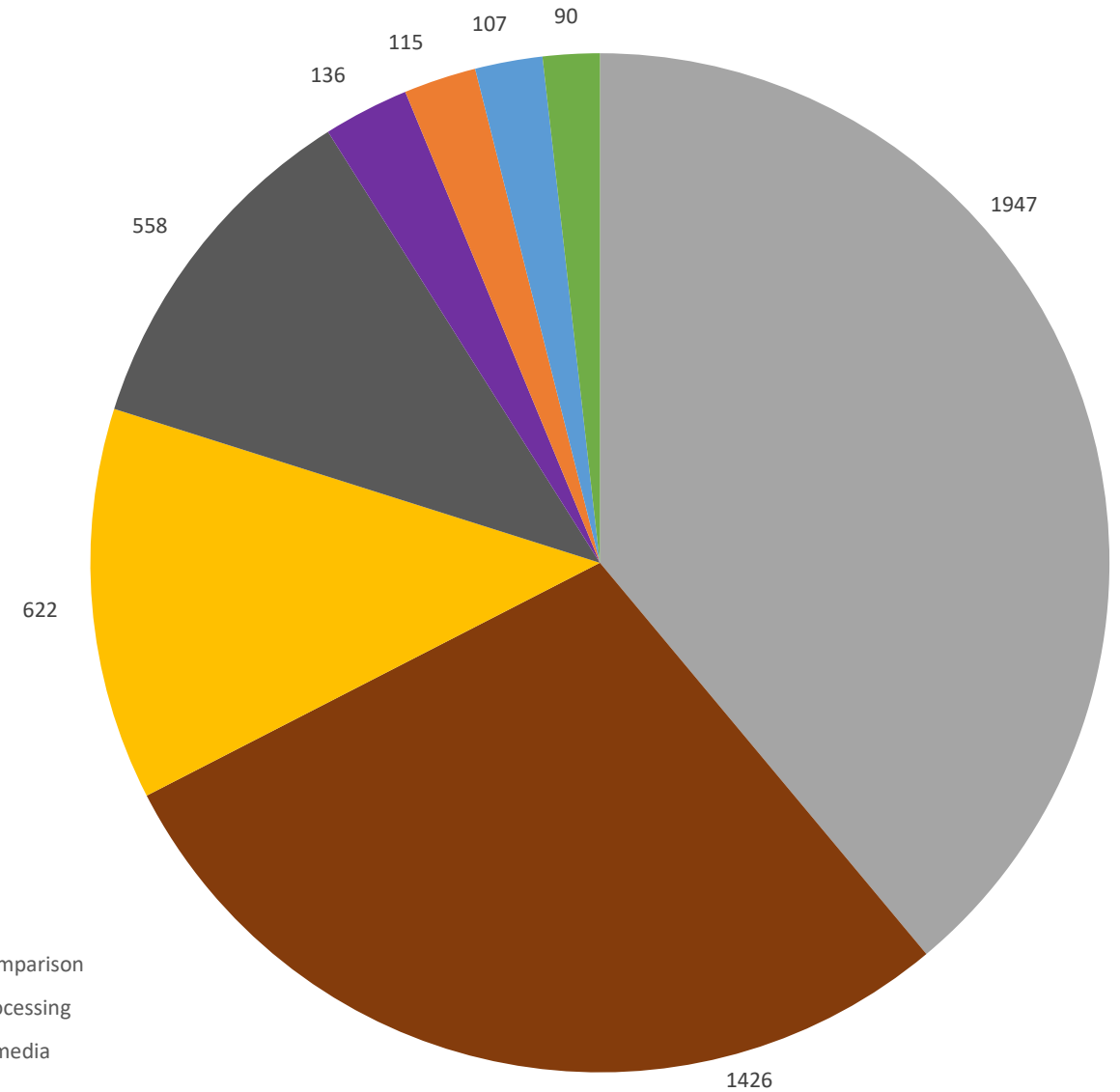
Total Time by Section (Hours)

See Time Categories by Section slide for breakdown

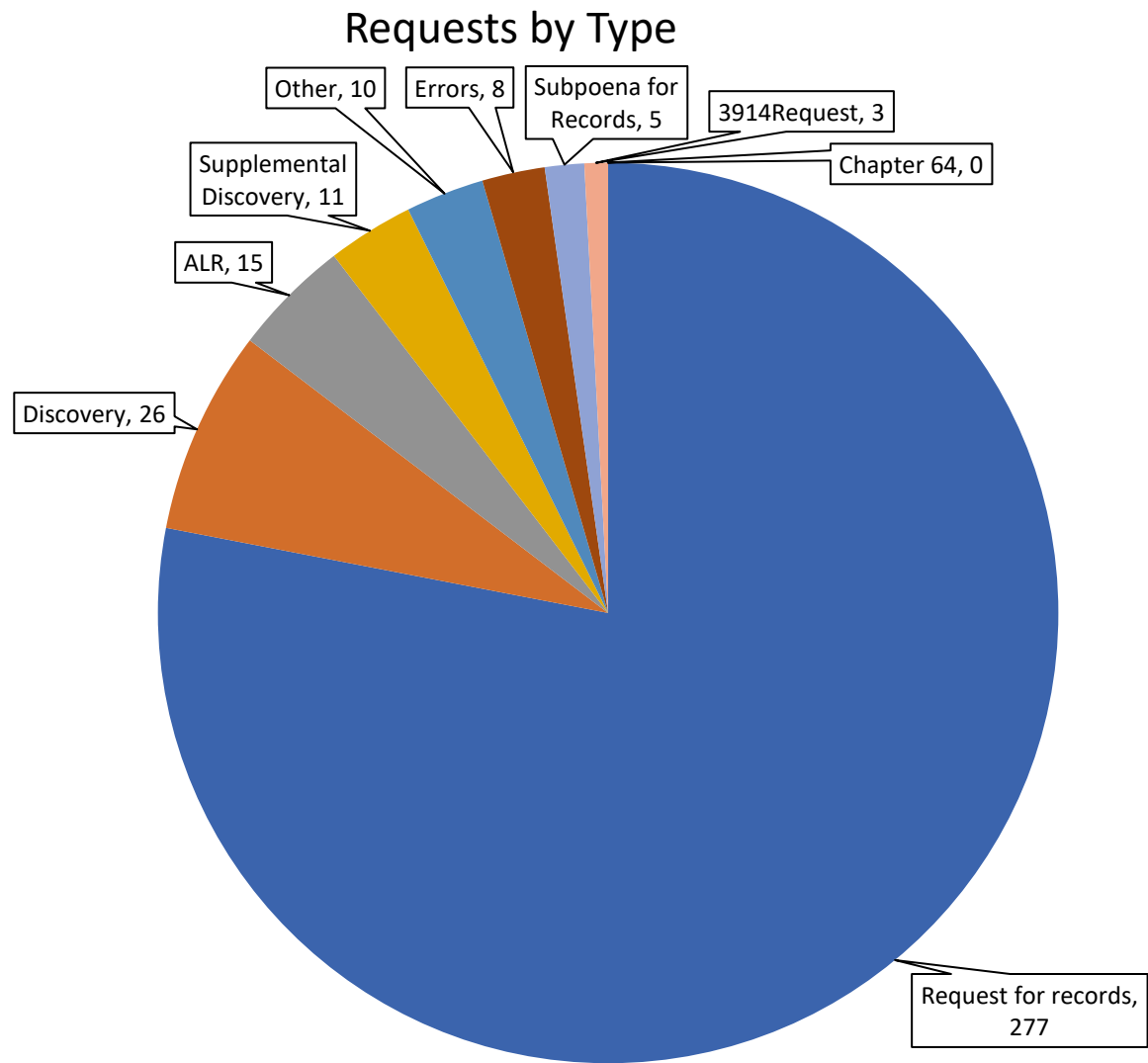


Evidence Handling

Total Items by Section

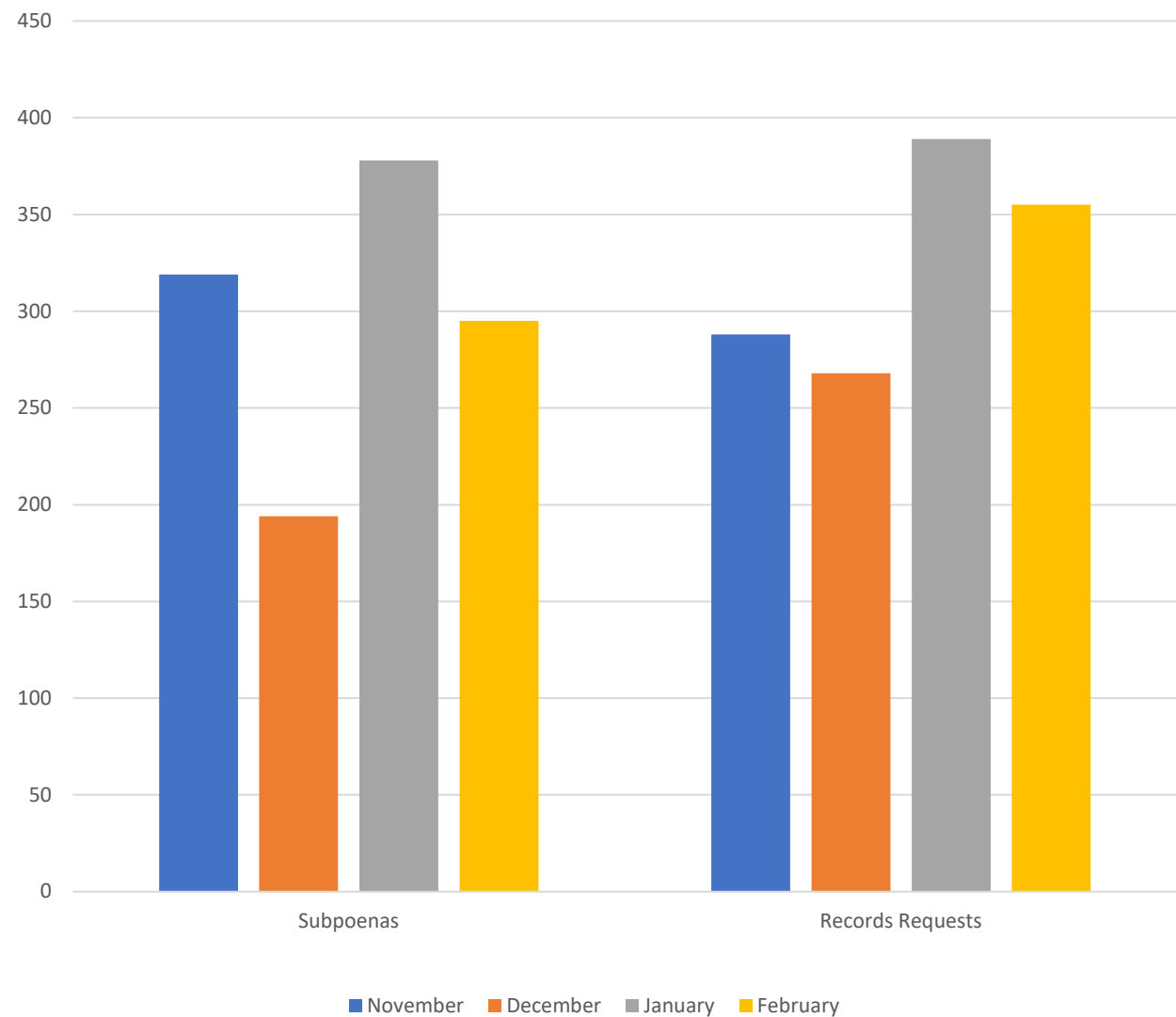


CS/CM – February



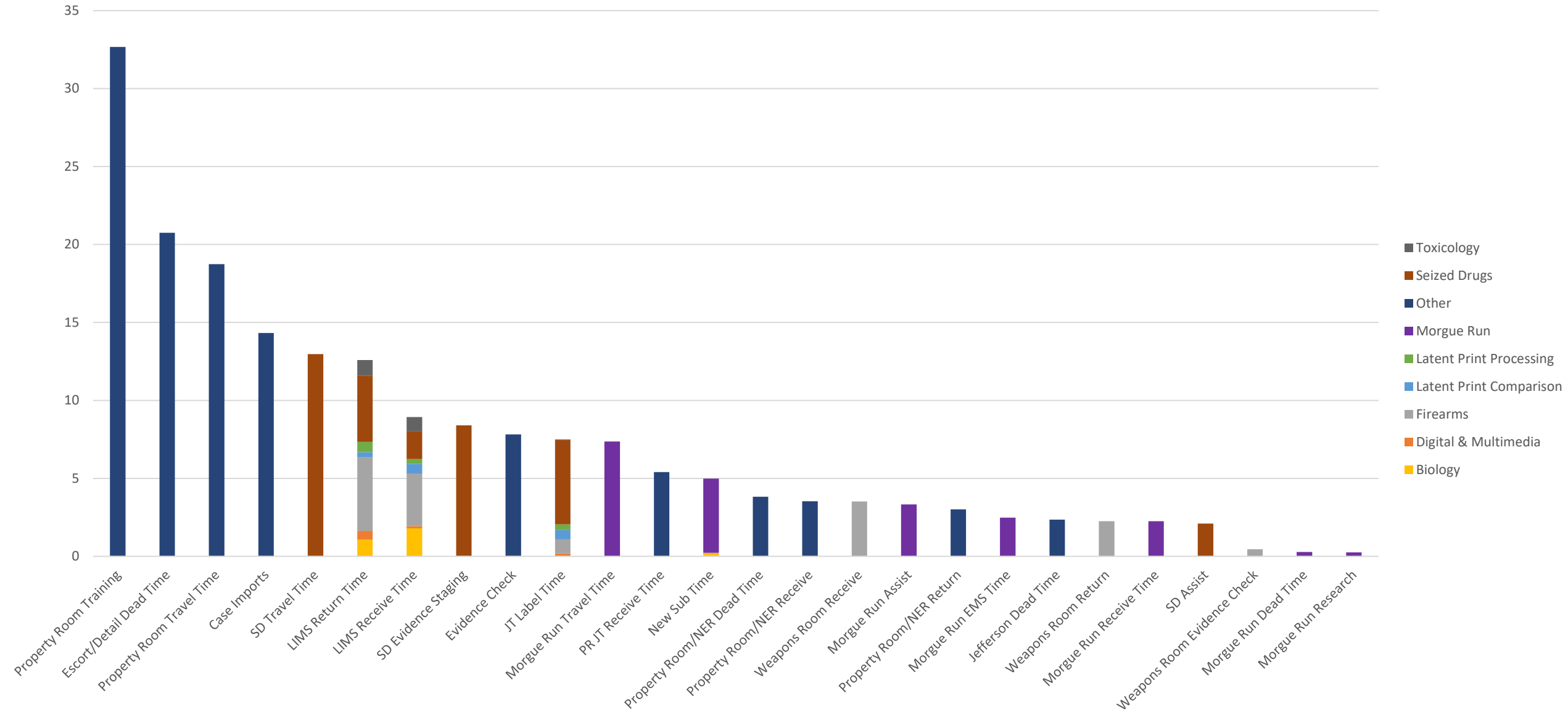
Administrative

Subpoenas & Records Requests



Time Categories – February

Evidence Handling



Service

CSCM Tox Accession

Priority Type

All

Backlogged Requests: 0

Avg Age of Backlog (days): (Blank)

Longest Time (Pending)

Unassigned 0

Draft 0

Admin 0

of Unassigned

4✓

Goal: 150 (+97.33%)

Pending Draft

0✓

Goal: 3 (+100%)

Pending Admin

0✓

Goal: 60 (+100%)

Goal= Threshold for the max # of requests in each bucket

Pending Requests



Avg Age (days): 0

Days Old

- 0-15
- 16-30
- 31-60
- 61-90
- 91-120
- >121

Overall TAT (MTD)

0.9✓

Goal: 5, 10

Overall TAT (Past 90 Days)

1.5✓

Goal: 5, 10

Accessioning TAT is TAT for request received to assigned.

Accessioning TAT (MTD)

0.8✓

Goal: 5, 10

Accessioning TAT (Past 90 Days)

1.1✓

Goal: 5, 10

TAT by Phase of Work (MTD)



● Assign TAT ● Draft TAT ● Admin Review TAT

TAT by Phase of Work (Past 90 Days)



Month to Date

Completed

285

Received

287


30 Day Avg (Over Past 90 Days)

Completed

296

Received

294



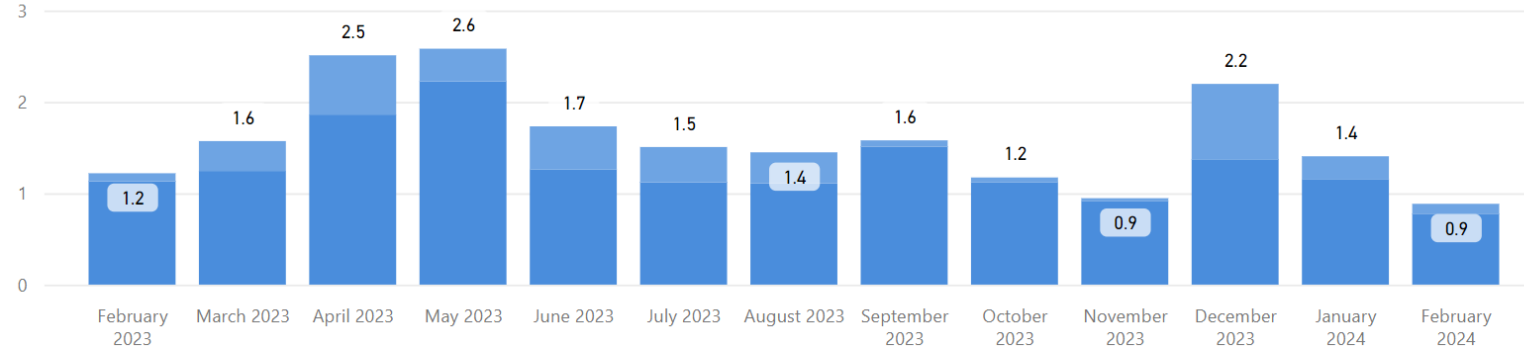
Date Range

2/1/2023

2/29/2024

Total TAT by Month

● Rec'd-Assign TAT ● Assigned TAT — Total TAT



Request Type

CSCM Tox Accession

Priority Type

All

Selected Time Frame Averages

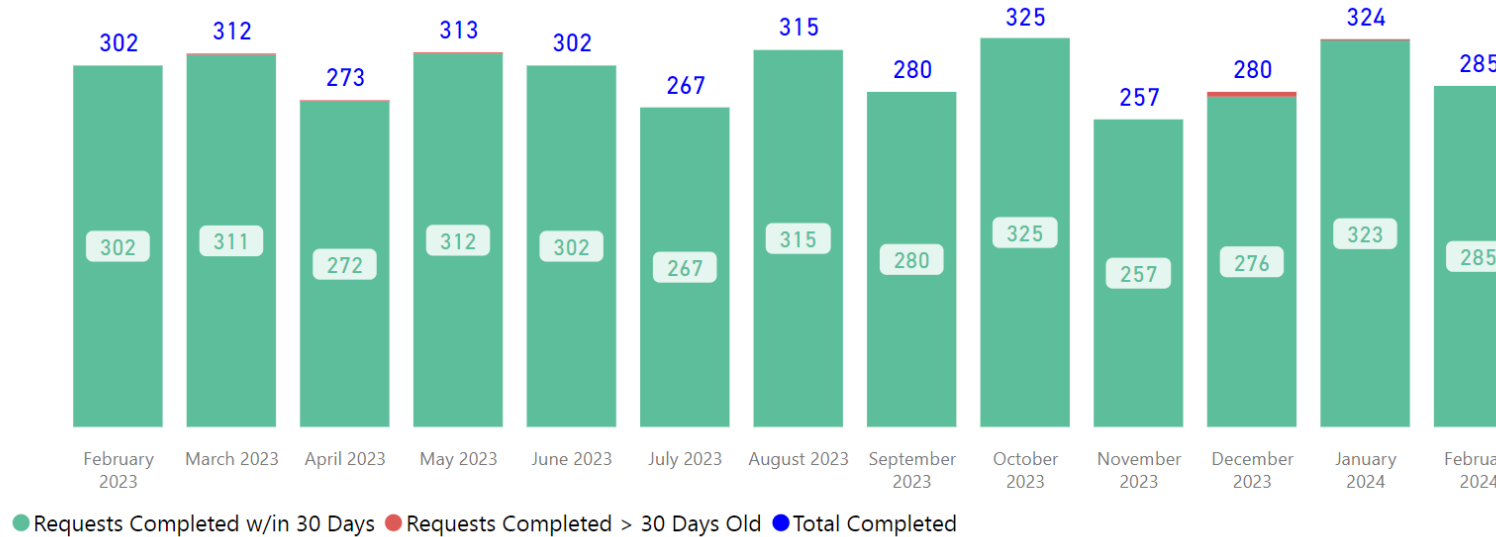
1.60

Total TAT (Rec'd-Compl.) Avg

0.30

Assigned TAT (Asgmt.-Compl.) Avg

Requests Completed



Received to Complete

3835


Requests Completed

8

Requests Completed > 30 Days Old

0.21 %

% Completed > 30 Days Old



Requests more than 30 days old are considered to be backlogged requests

Service

CSCM Tax Accession

Priority Type

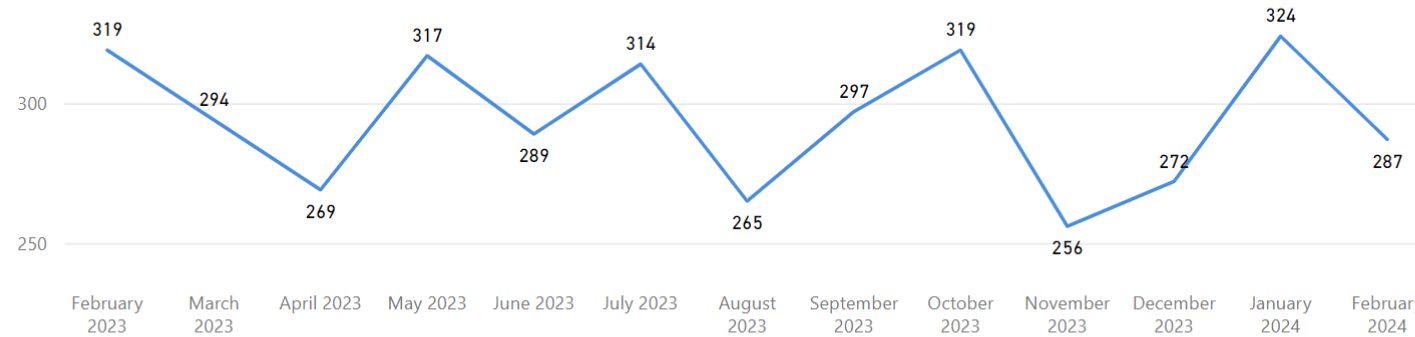
All

Received Filter

2/1/2023

2/29/2024

Received by Month



Total Received

3,822

Received per Month (Avg)*

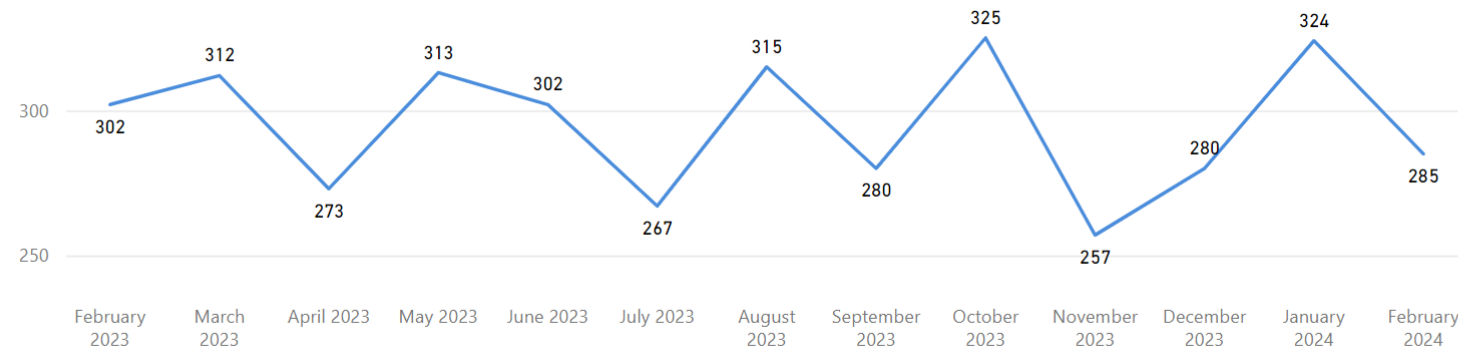
294

Completed Filter

2/1/2023

2/29/2024

Completed by Month




Total Completed

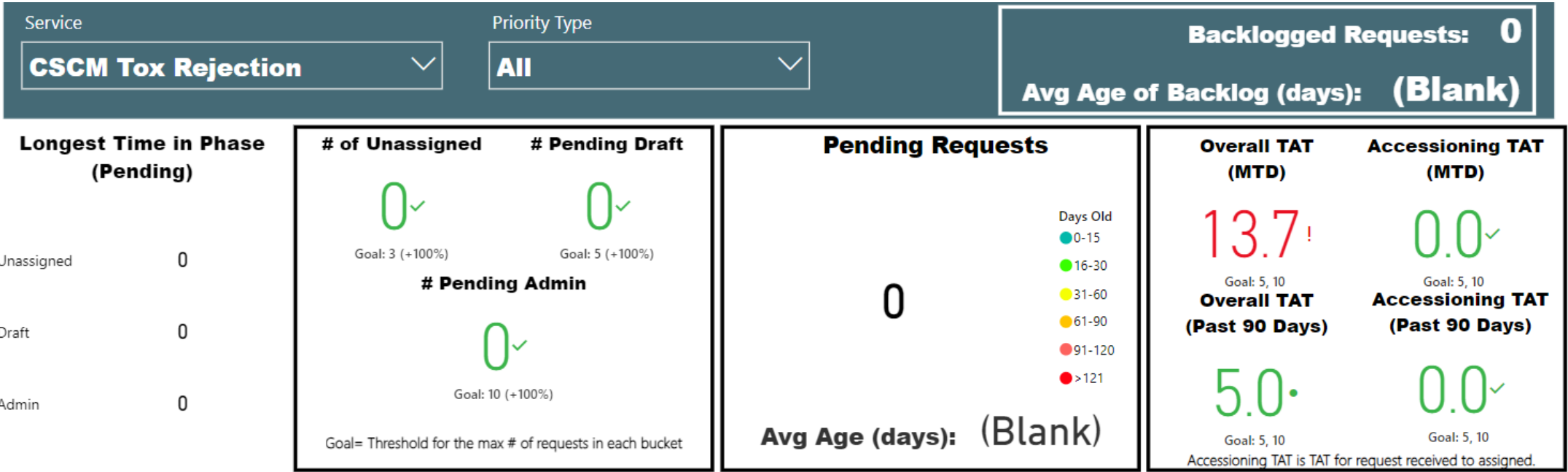
3,835

Completed per Month (Avg)*


295

* months with zero activity are not calculated into the average







TAT by Phase of Work (MTD)





TAT by Phase of Work (Past 90 Days)




Month to Date



30 Day Avg (Over Past 90 Days)

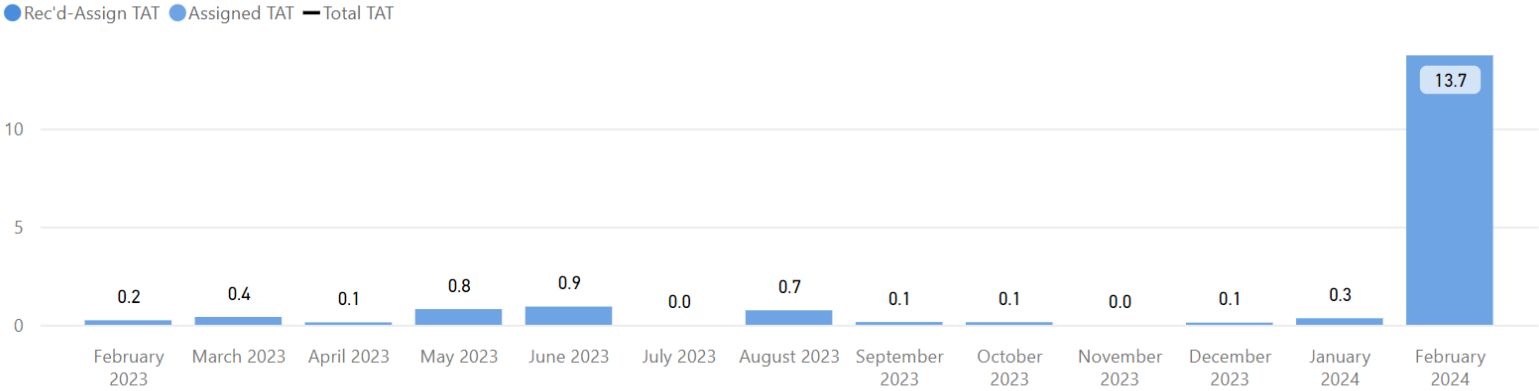




Date Range

2/1/2023 2/29/2024

Total TAT by Month



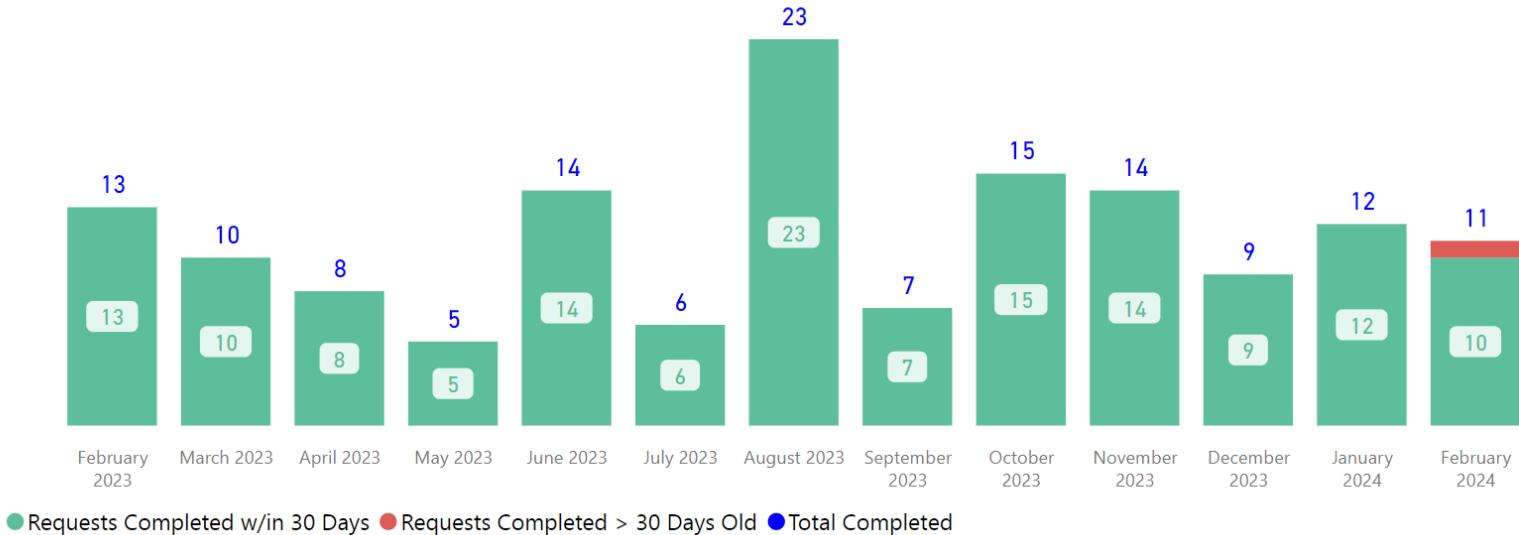
Request Type

CSCM Tox Rejection
Priority Type
All

Selected Time Frame Averages

1.37
Total TAT (Rec'd-Compl.) Avg
1.37
Assigned TAT (Asgmt.-Compl.) Avg

Requests Completed



Received to Complete

147
Requests Completed
1
Requests Completed > 30 Days Old
0.68 %
% Completed > 30 Days Old

Requests more than 30 days old are considered to be backlogged requests

Service

CSCM Tox Rejection

Priority Type

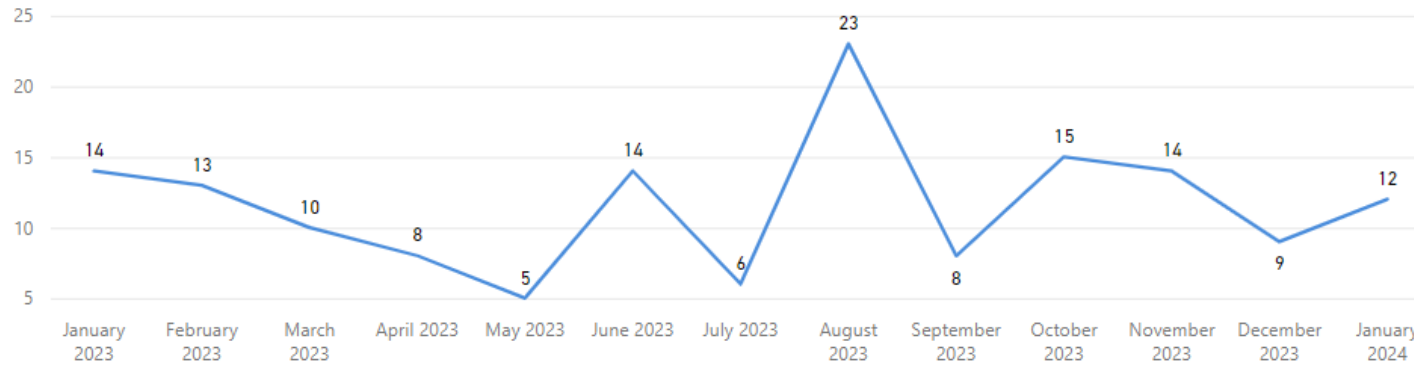
All

Received Filter

1/1/2023

1/31/2024

Received by Month



Total Received

151

Received per Month (Avg)*

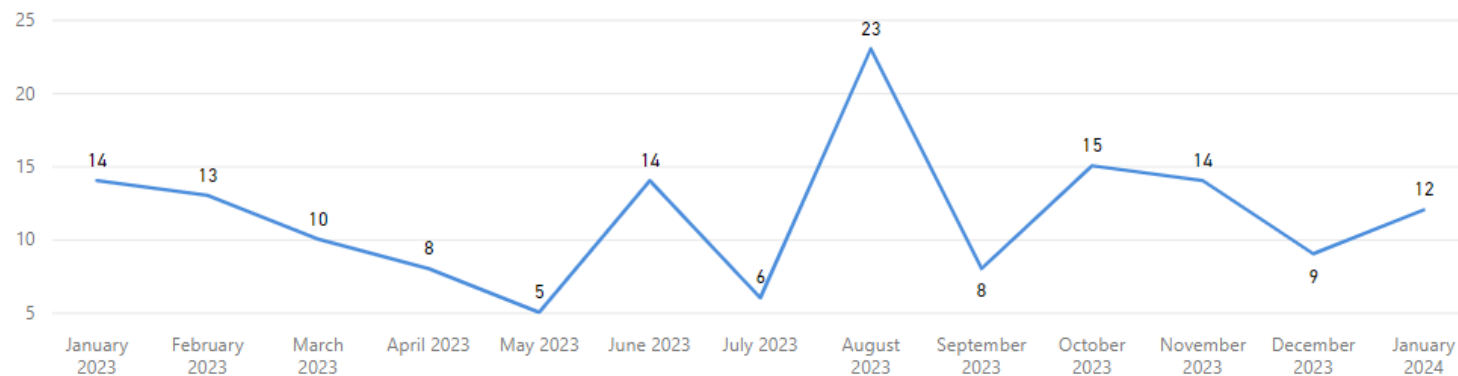
12

Completed Filter

1/1/2023

1/31/2024

Completed by Month




Total Completed

151


Completed per Month (Avg)*

12

* months with zero activity are not calculated into the average



Seized Drugs



Service

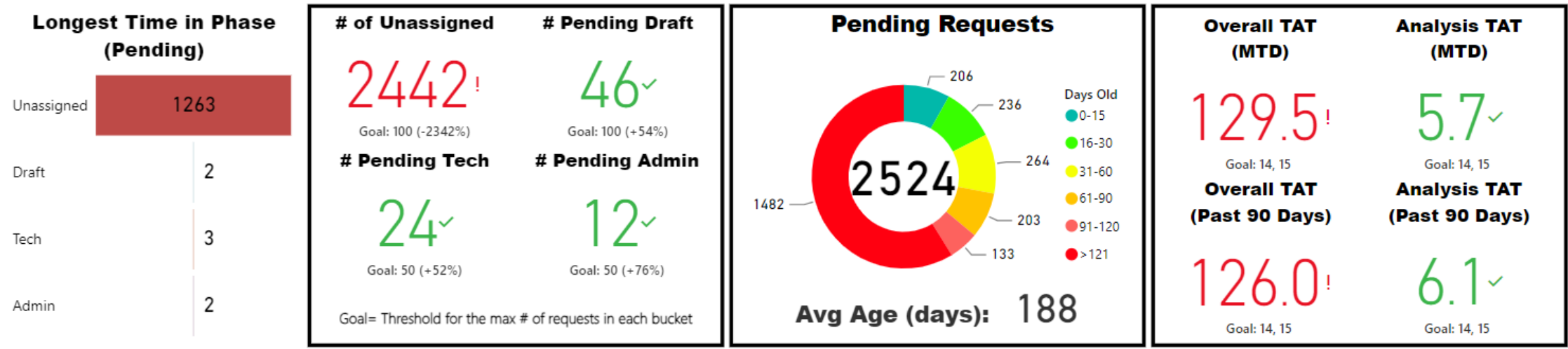
Seized Drugs Examination

Priority Type

All

Backlogged Requests: 2082

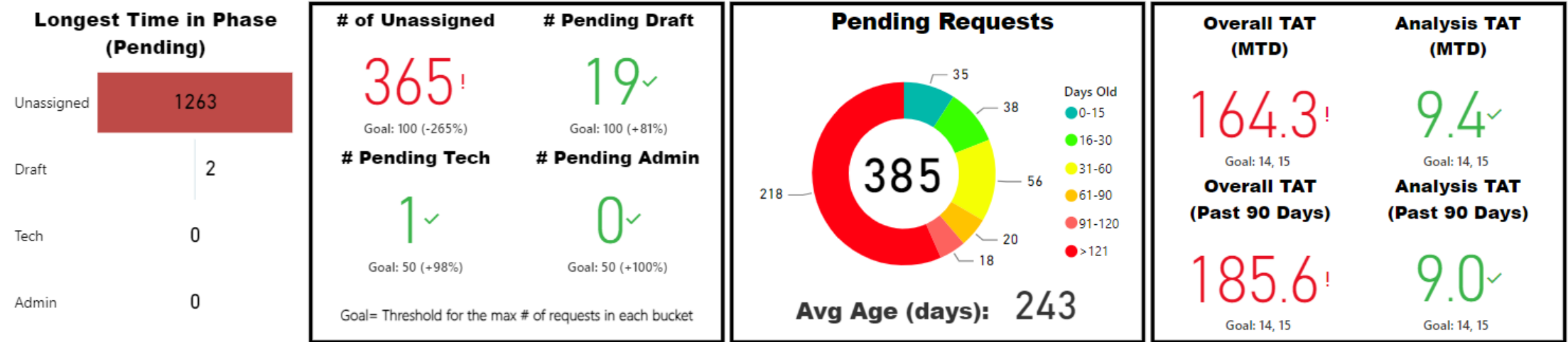
Avg Age of Backlog (days): 225



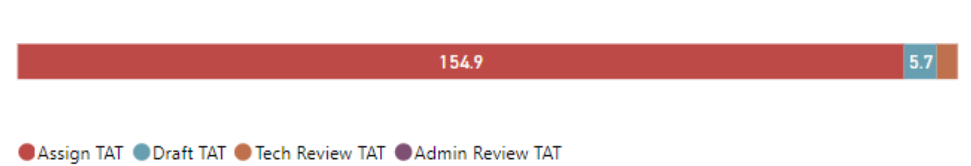
Service
Seized Drugs Examination

Priority Type
Mari

Backlogged Requests: 312
Avg Age of Backlog (days): 296




TAT by Phase of Work (MTD)





TAT by Phase of Work (Past 90 Days)




Month to Date



30 Day Avg (Over Past 90 Days)



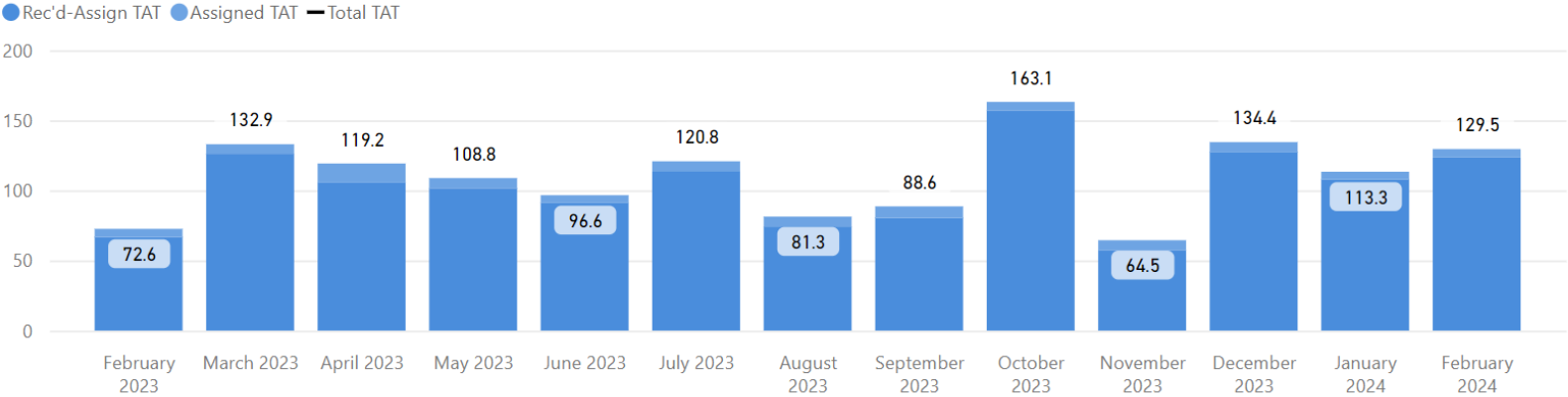


Date Range

2/1/2023

2/29/2024

Total TAT by Month



Request Type

Seized Drugs Examination

Priority Type

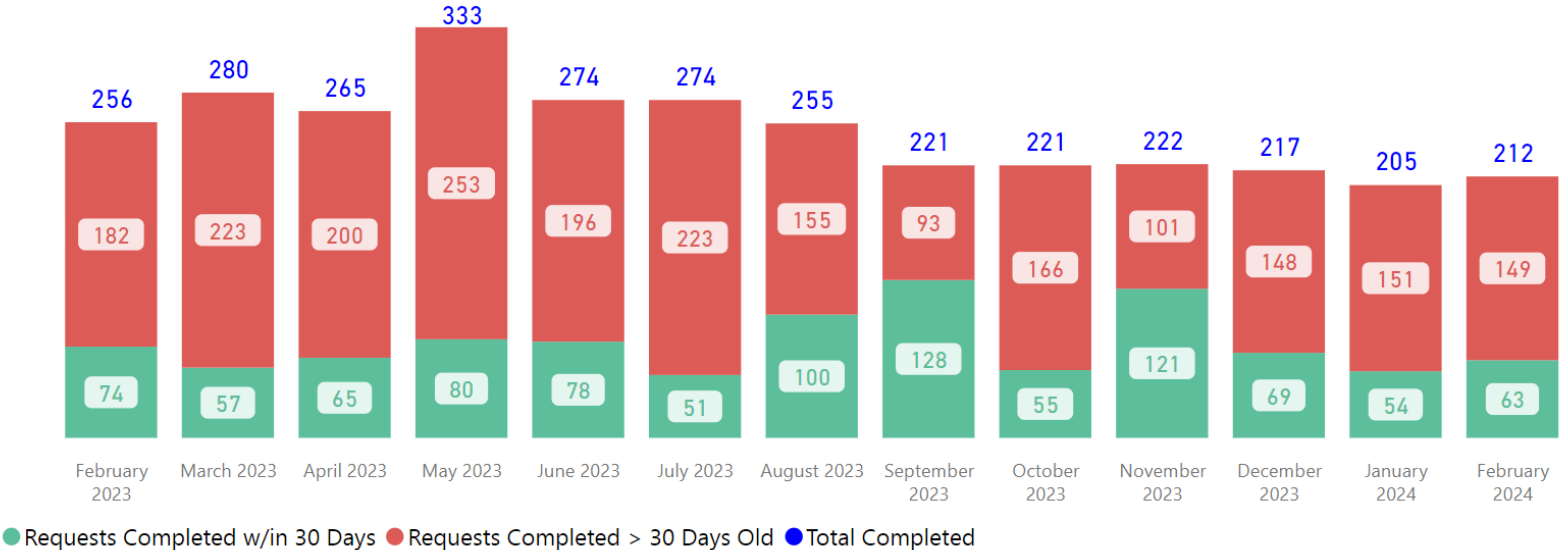
All

Selected Time Frame Averages

109.33
Total TAT (Rec'd-Compl.) Avg

7.15
Assigned TAT (Asgmt.-Compl.) Avg

Requests Completed



Received to Complete

3235
Requests Completed

2240
Requests Completed > 30 Days Old

69.24 %
% Completed > 30 Days Old

Requests more than 30 days old are considered to be backlogged requests

Service

Seized Drugs Examination

Priority Type

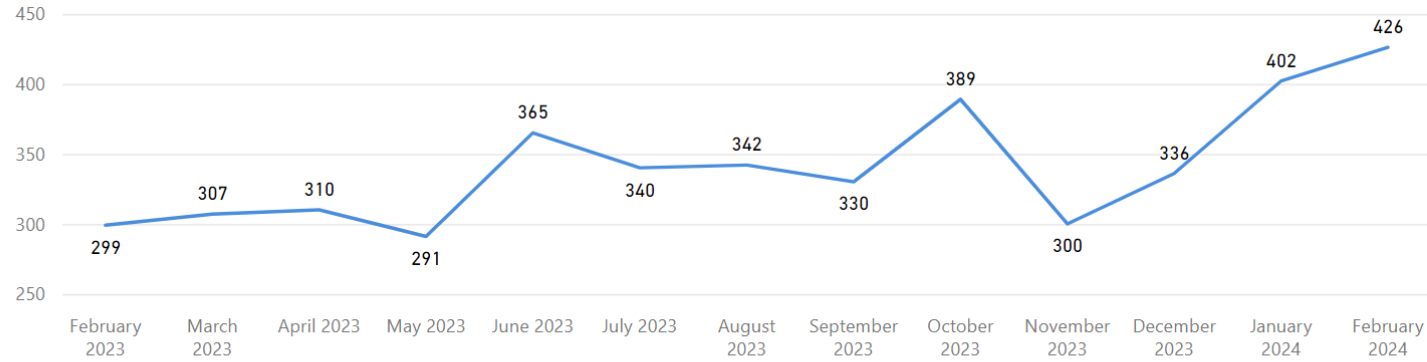
All

Received Filter

2/1/2023

2/29/2024

Received by Month



Total Received

4,437

Received per Month (Avg)*

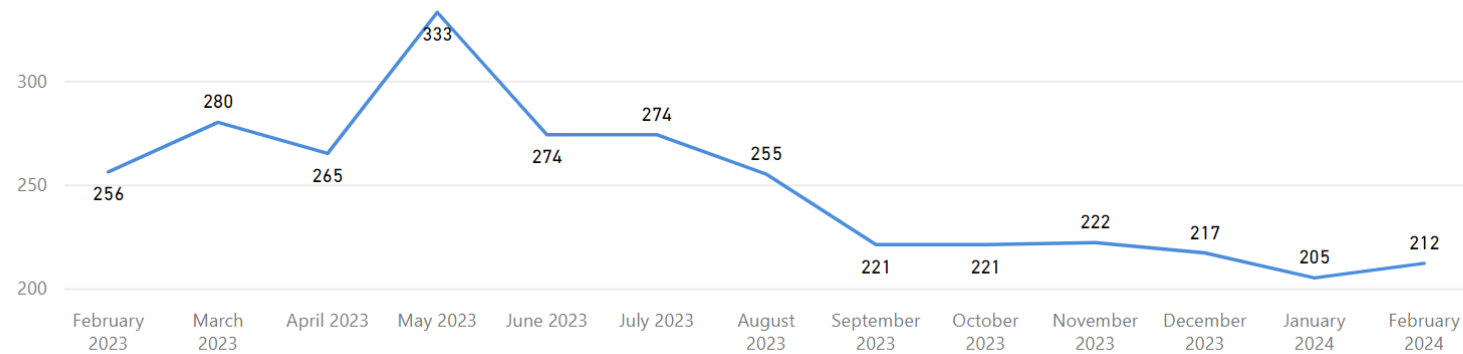
341

Completed Filter

2/1/2023

2/29/2024

Completed by Month




Total Completed

3,235

Completed per Month (Avg)*

249

* months with zero activity are not calculated into the average



Toxicology



Service

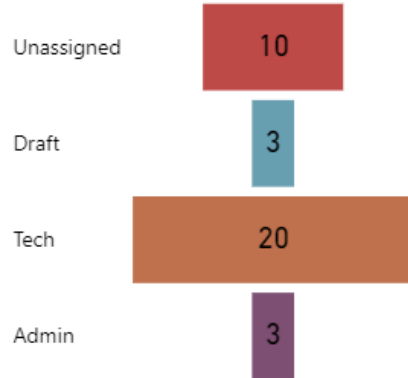
Blood Alcohol

Priority Type

All

Backlogged Requests: 70

Avg Age of Backlog (days): 35

Longest Time in Phase
(Pending)

of Unassigned

108!

Goal: 50 (-116%)

Pending Tech

100!

Goal: 90 (-11.11%)

Pending Draft

100✓

Goal: 120 (+16.67%)

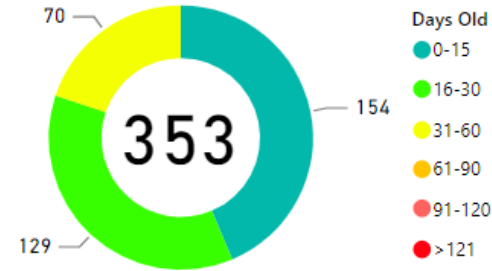
Pending Admin

45✓

Goal: 90 (+50%)

Goal= Threshold for the max # of requests in each bucket

Pending Requests



Avg Age (days): 18

Overall TAT
(MTD)

36.9!

Goal: 30, 31

Overall TAT
(Past 90 Days)

38.5!

Goal: 30, 31

Analysis TAT
(MTD)

22.6✓

Goal: 30, 31

Analysis TAT
(Past 90 Days)

24.6✓

Goal: 30, 31

TAT by Phase of Work (MTD)



● Assign TAT ● Draft TAT ● Tech Review TAT ● Admin Review TAT

TAT by Phase of Work (Past 90 Days)



Month to Date

Completed

236

Received

278


30 Day Avg (Over Past 90 Days)


Completed

262

Received

280

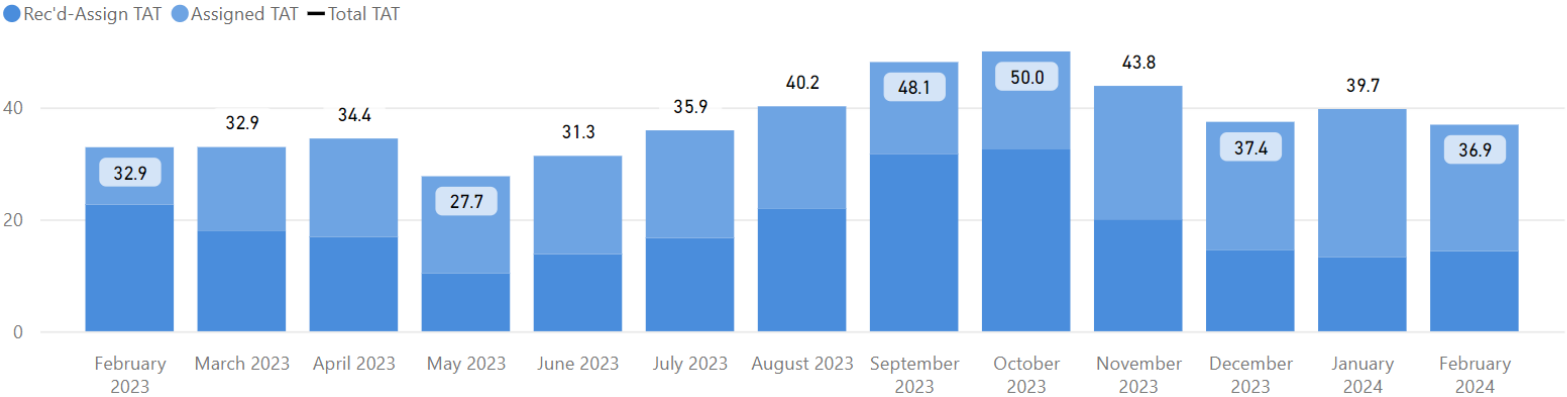




Date Range

2/1/2023 2/29/2024

Total TAT by Month



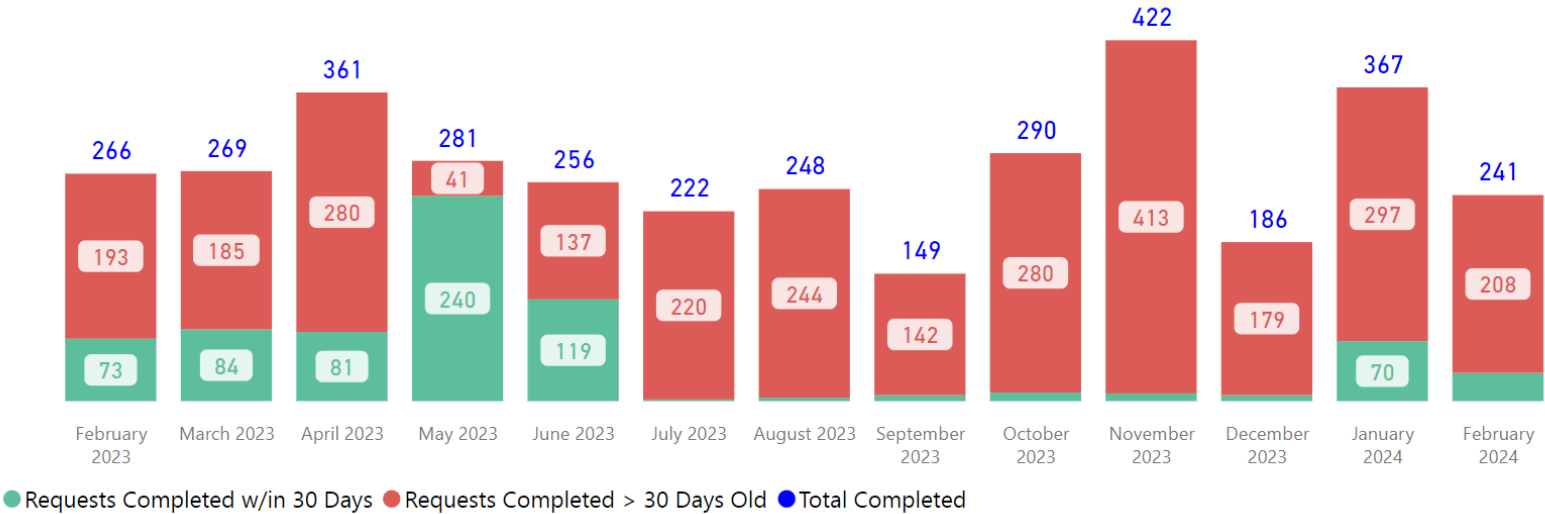
Request Type

Blood Alcohol
Priority Type
All

Selected Time Frame Averages

37.76
Total TAT (Rec'd-Compl.) Avg
19.20
Assigned TAT (Asgmt.-Compl.) Avg

Requests Completed



Received to Complete

3558
Requests Completed
2819
Requests Completed > 30 Days Old
79.23 %
% Completed > 30 Days Old

Requests more than 30 days old are considered to be backlogged requests

Service

Blood Alcohol

Priority Type

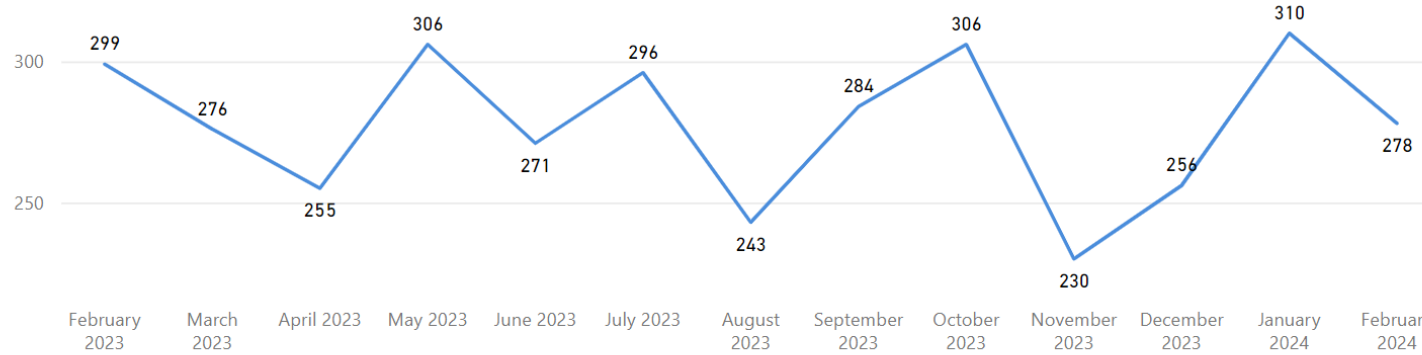
All

Received Filter

2/1/2023

2/29/2024

Received by Month



Total Received

3,610

Received per Month (Avg)*

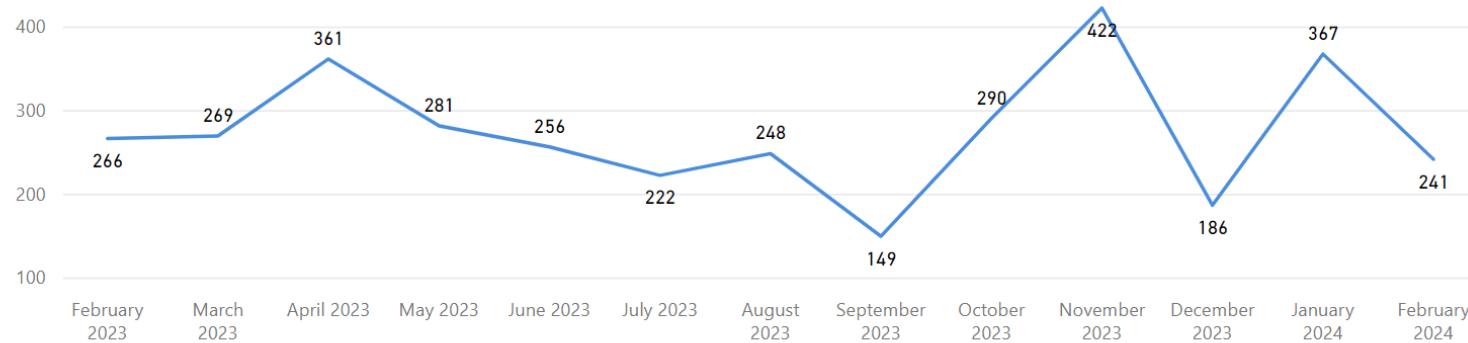
278

Completed Filter

2/1/2023

2/29/2024

Completed by Month




Total Completed

3,558

Completed per Month (Avg)*

274

* months with zero activity are not calculated into the average



Service

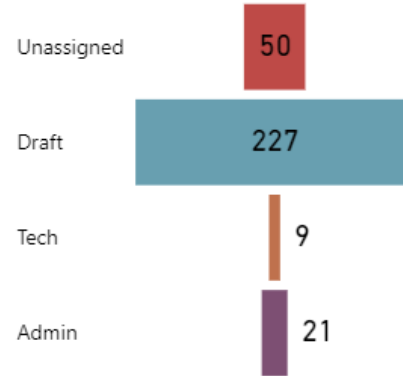
Toxicology

Priority Type

All

Backlogged Requests: 137

Avg Age of Backlog (days): 115

Longest Time in Phase
(Pending)

of Unassigned

20✓

Goal: 120 (+83.33%)

Pending Draft

123!

Goal: 30 (-310%)

Pending Tech

16✓

Goal: 30 (+46.67%)

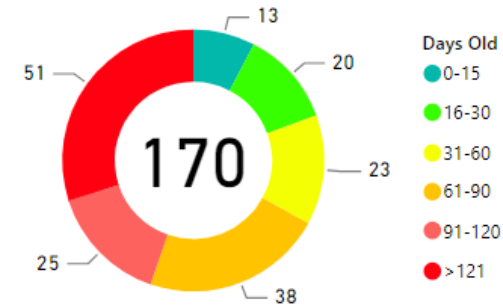
Pending Admin

11✓

Goal: 30 (+63.33%)

Goal= Threshold for the max # of requests in each bucket

Pending Requests



Avg Age (days): 96

Overall TAT
(MTD)

104.4!

Goal: 90, 91

Overall TAT
(Past 90 Days)

121.7!

Goal: 90, 91

Analysis TAT
(MTD)

23.8✓

Goal: 90, 91

Analysis TAT
(Past 90 Days)

36.0✓

Goal: 90, 91

TAT by Phase of Work (MTD)



● Assign TAT ● Draft TAT ● Tech Review TAT ● Admin Review TAT

TAT by Phase of Work (Past 90 Days)



Month to Date

Completed

45

Received

26


30 Day Avg (Over Past 90 Days)


Completed

60

Received

40

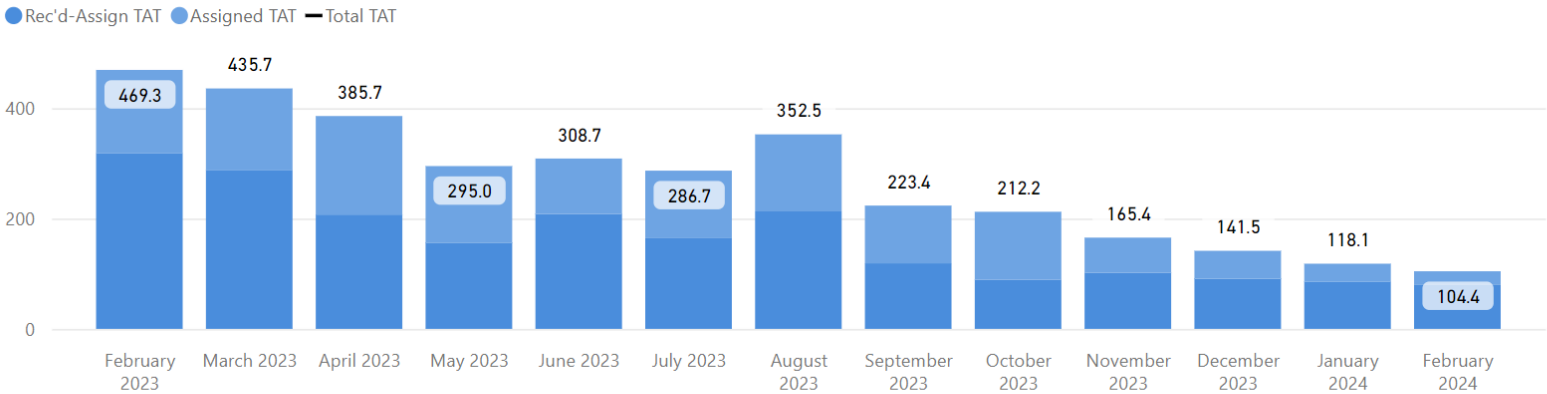




Date Range

2/1/2023 2/29/2024

Total TAT by Month



Request Type

Toxicology

Priority Type

All

Selected Time Frame Averages

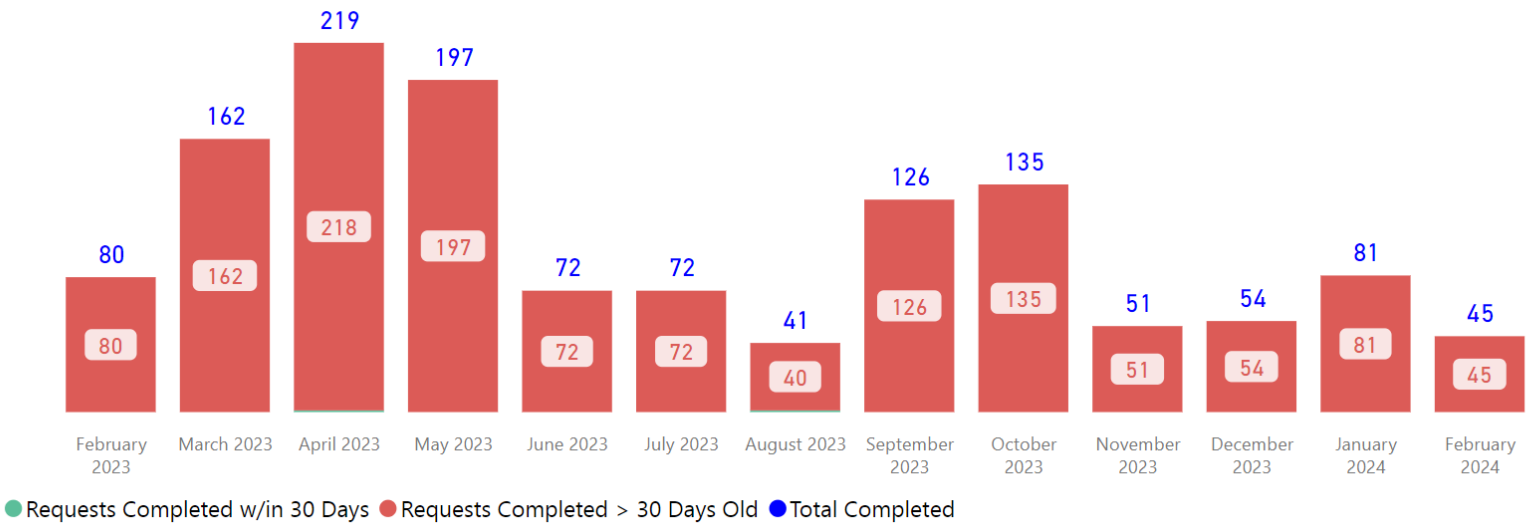
296.01

Total TAT (Rec'd-Compl.) Avg

122.70

Assigned TAT (Asgmt.-Compl.) Avg

Requests Completed



Received to Complete

1335

Requests Completed

1333

Requests Completed > 30 Days Old

99.85 %

% Completed > 30 Days Old

Requests more than 30 days old are considered to be backlogged requests



Service

Priority Type

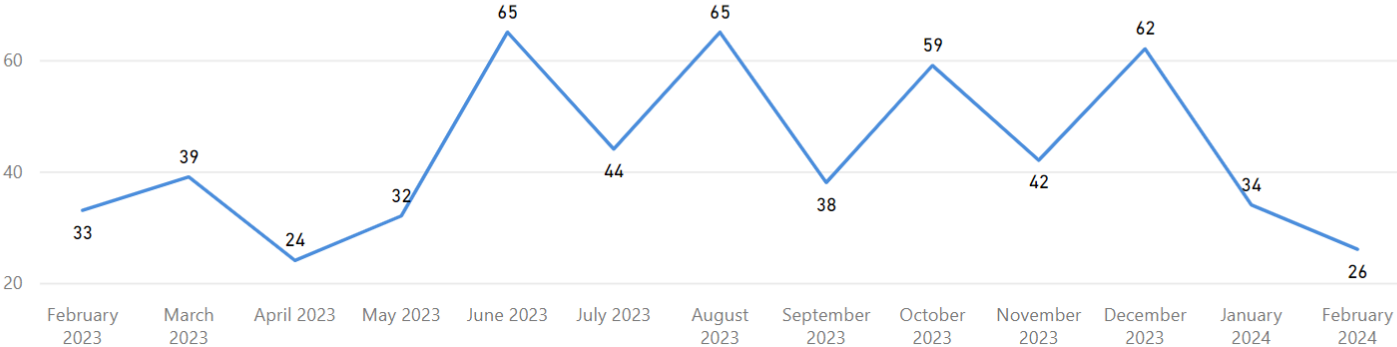
Toxicology

All

Received Filter

2/1/20232/29/2024

Received by Month



Total Received

563

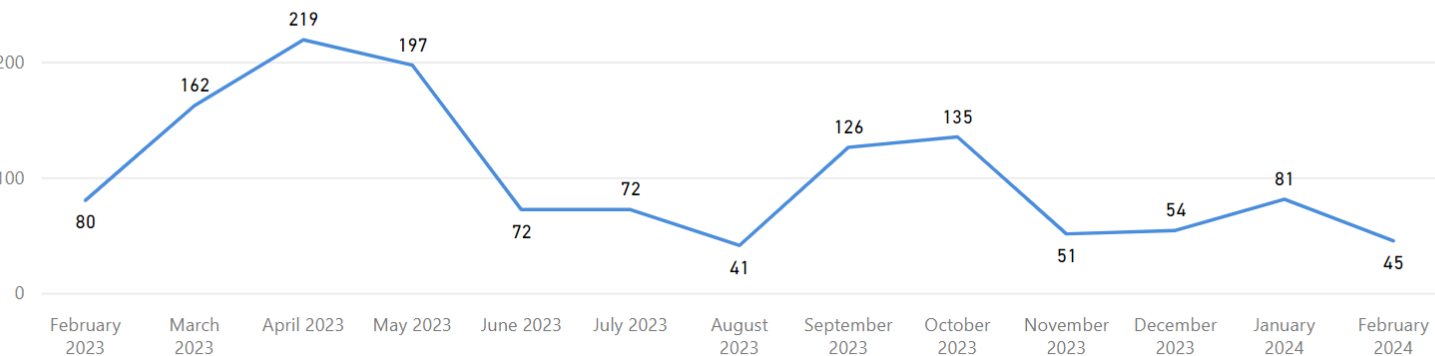
Received per Month (Avg)*

43

Completed Filter

2/1/20232/29/2024

Completed by Month



Total Completed


1,335

Completed per Month (Avg)*

103

* months with zero activity are not calculated into the average

Firearms



Service

Firearms Examination

Priority Type

All

Backlogged Requests: 341

Avg Age of Backlog (days): 260

Longest Time in Phase
(Pending)

Unassigned

598

Draft

115

Tech

0

Admin

0

of Unassigned

356!

Goal: 10 (-3460%)

Pending Tech

0✓

Goal: 9 (+100%)

Pending Draft

12✓

Goal: 14 (+14.29%)

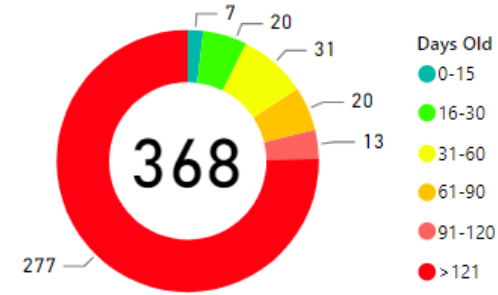
Pending Admin

0✓

Goal: 5 (+100%)

Goal= Threshold for the max # of requests in each bucket

Pending Requests



Avg Age (days): 243

Overall TAT
(MTD)

308.5!

Goal: 40, 41

Overall TAT
(Past 90 Days)

307.7!

Goal: 40, 41

Analysis TAT
(MTD)

46.3!

Goal: 40, 41

Analysis TAT
(Past 90 Days)

99.7!

Goal: 40, 41

TAT by Phase of Work (MTD)



● Assign TAT ● Draft TAT ● Tech Review TAT ● Admin Review TAT

TAT by Phase of Work (Past 90 Days)



Month to Date

Completed

15

Received

24


30 Day Avg (Over Past 90 Days)

Completed

16

Received

31



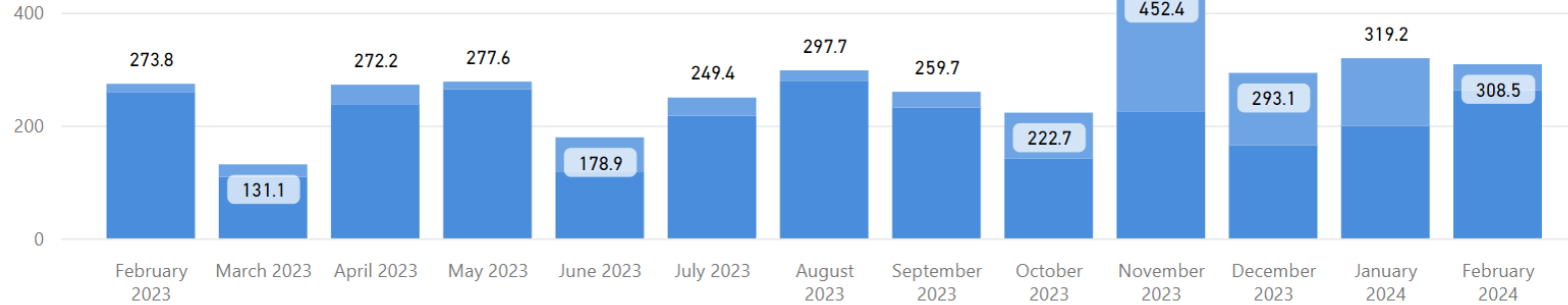
Date Range

2/1/2023

2/29/2024

Total TAT by Month

● Rec'd-Assign TAT ● Assigned TAT — Total TAT



Request Type

Firearms Examination

Priority Type

All

Selected Time Frame Averages

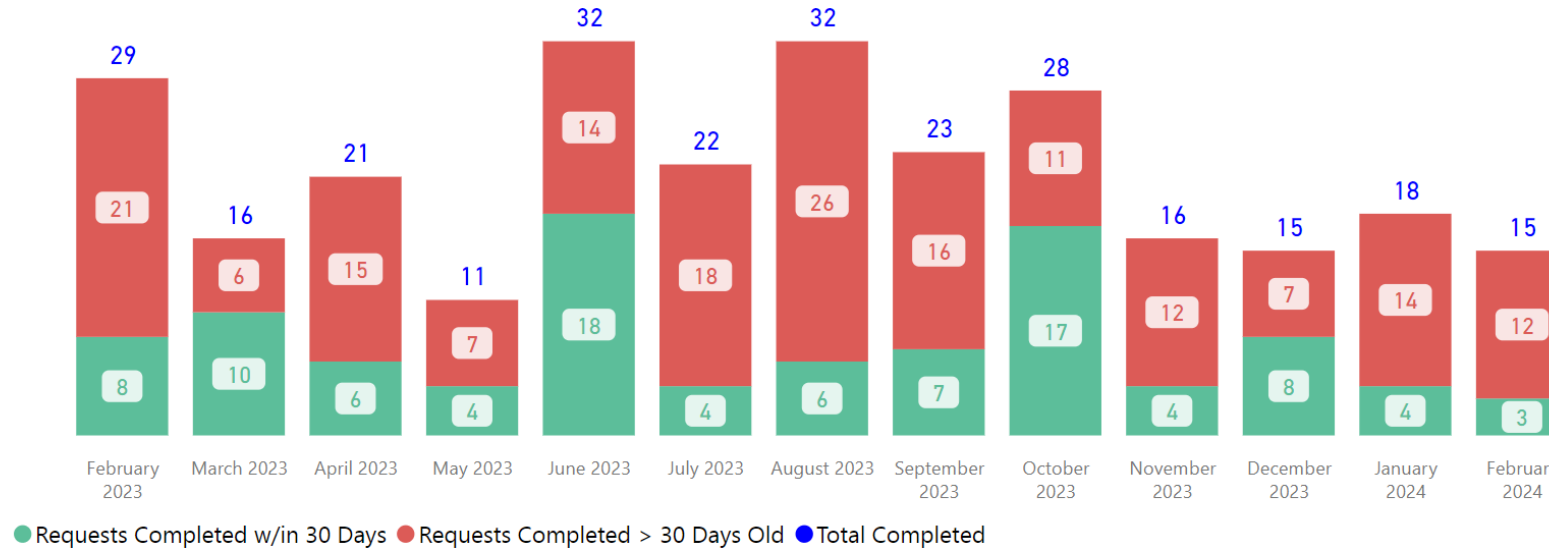
265.32

Total TAT (Rec'd-Compl.) Avg

58.71

Assigned TAT (Asgmt.-Compl.) Avg

Requests Completed



● Requests Completed w/in 30 Days ● Requests Completed > 30 Days Old ● Total Completed

Received to Complete

278

Requests Completed


179

Requests Completed > 30 Days Old

64.39 %

% Completed > 30 Days Old

Requests more than 30 days old are considered to be backlogged requests



Service

Firearms Examination

Priority Type

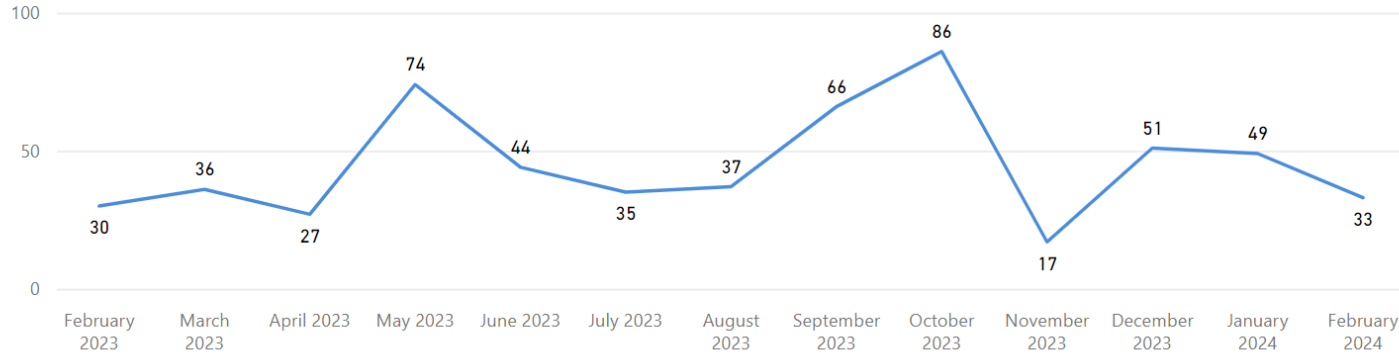
All

Received Filter

2/1/2023

2/29/2024

Received by Month



Total Received

585

Received per Month (Avg)*

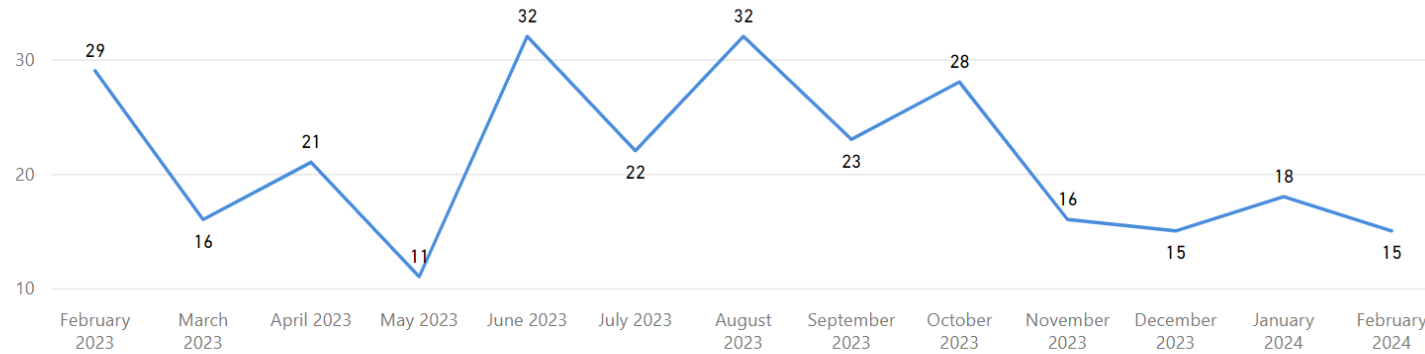
45

Completed Filter

2/1/2023

2/29/2024

Completed by Month




Total Completed

278

Completed per Month (Avg)*

21

* months with zero activity are not calculated into the average



Service

NIBIN Only

Priority Type

All

Backlogged Requests: 417

Avg Age of Backlog (days): 48

Longest Time in Phase
(Pending)

Unassigned

72

Draft

34

Tech

77

Admin

16

of Unassigned

537!

Goal: 20 (-2585%)

Pending Draft

8✓

Goal: 35 (+77.14%)

Pending Tech

264!

Goal: 20 (-1220%)

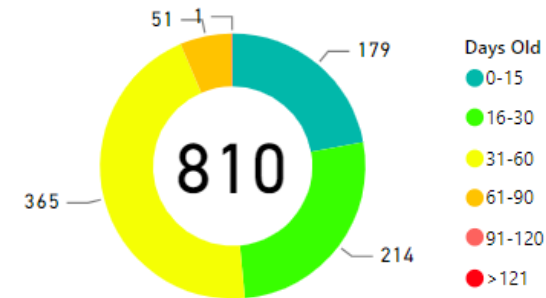
Pending Admin

1✓

Goal: 20 (+95%)

Goal= Threshold for the max # of requests in each bucket

Pending Requests



Avg Age (days): 33

Overall TAT
(MTD)

54.0!

Goal: 7, 8

Overall TAT
(Past 90 Days)

37.5!

Goal: 7, 8

Analysis TAT
(MTD)

22.2!

Goal: 7, 8

Analysis TAT
(Past 90 Days)

14.9!

Goal: 7, 8

TAT by Phase of Work (MTD)



● Assign TAT ● Draft TAT ● Tech Review TAT ● Admin Review TAT

TAT by Phase of Work (Past 90 Days)



Month to Date

Completed

173

Received

371


30 Day Avg (Over Past 90 Days)

Completed

192

Received

388

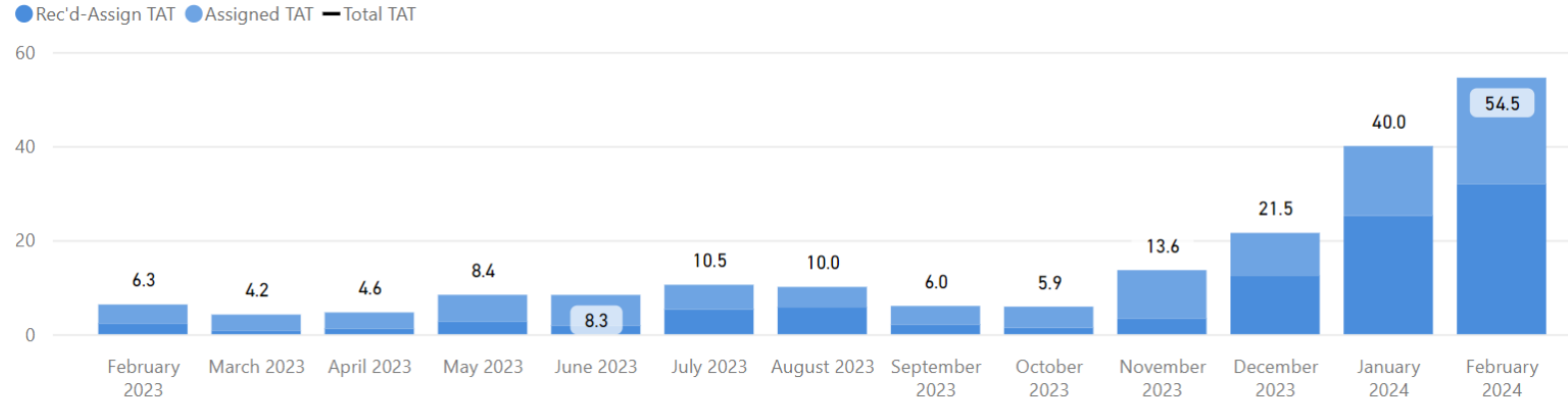


Date Range

2/1/2023

2/29/2024

Total TAT by Month



Request Type

NIBIN Only

Priority Type

All

Selected Time Frame Averages

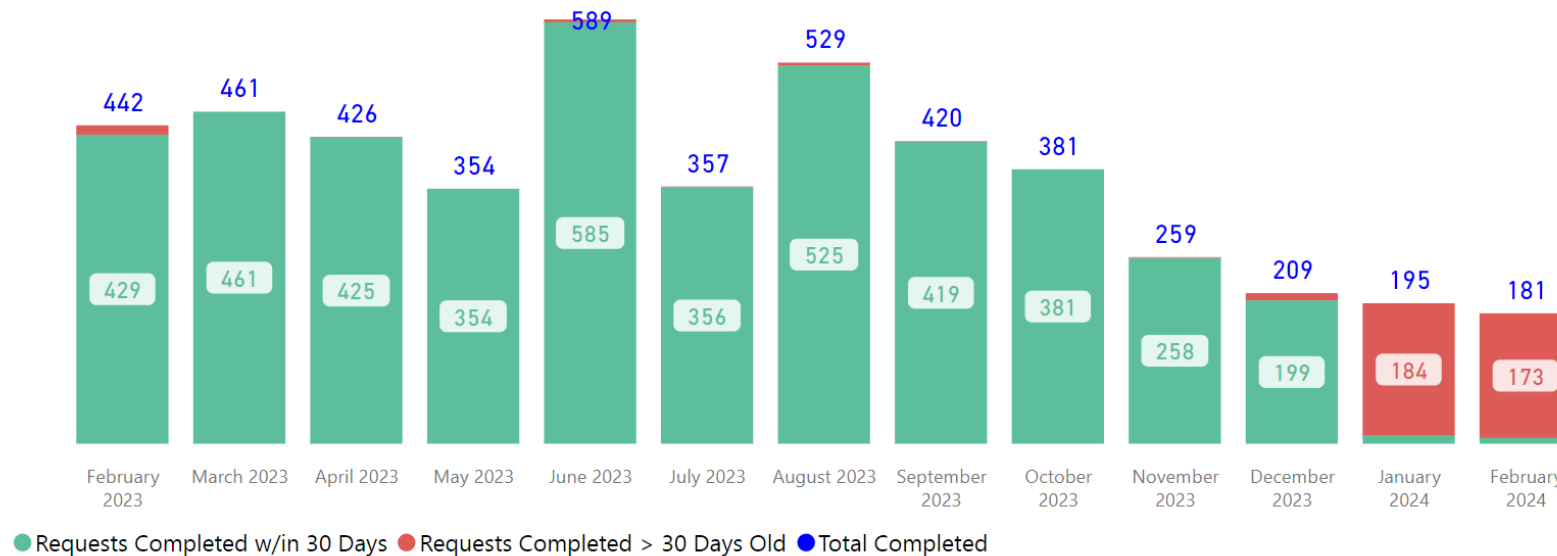
11.26

Total TAT (Rec'd-Compl.) Avg

6.18

Assigned TAT (Asgmt.-Compl.) Avg

Requests Completed



Received to Complete

4803


Requests Completed

392

Requests Completed > 30 Days Old

8.16 %

% Completed > 30 Days Old



Requests more than 30 days old are considered to be backlogged requests

Service

NIBIN Only

Priority Type

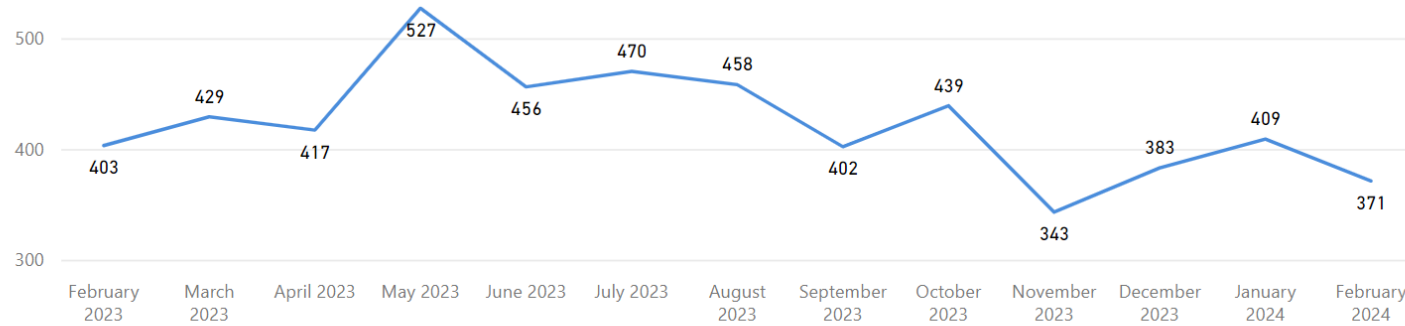
All

Received Filter

2/1/2023

2/29/2024

Received by Month



Total Received

5,507

Received per Month (Avg)*

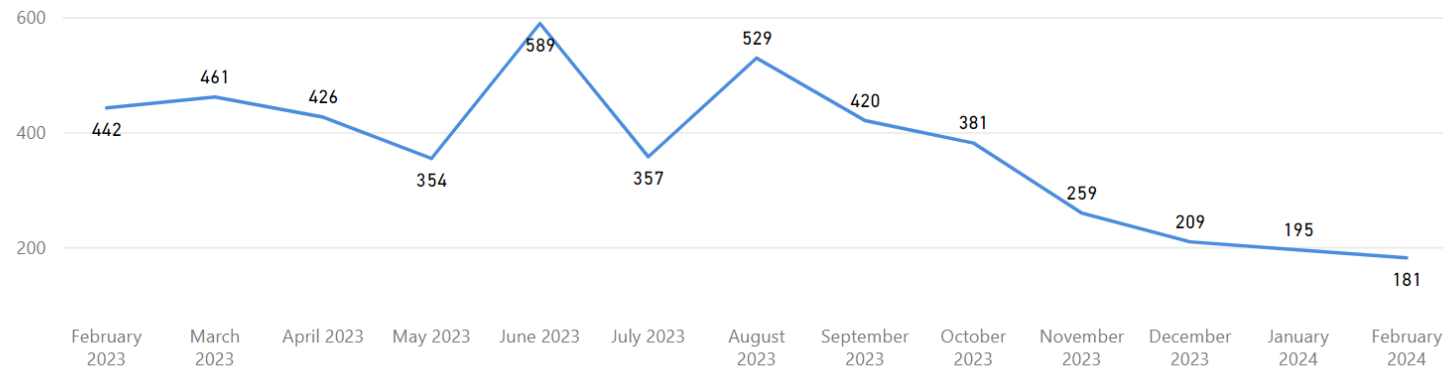
424

Completed Filter

2/1/2023

2/29/2024

Completed by Month




Total Completed

4,803


Completed per Month (Avg)*

369

* months with zero activity are not calculated into the average



Forensic Biology



Section

DNA

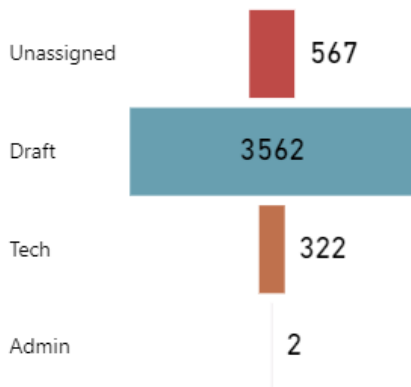
Request Type

All

Backlogged Requests: 361

Avg Age of Backlog (days): 235

Longest Time in Phase (Pending)



of Unassigned

66!

Goal: 20 (-230%)

Pending Draft

342!

Goal: 24 (-1325%)

Pending Tech

28!

Goal: 24 (-16.67%)

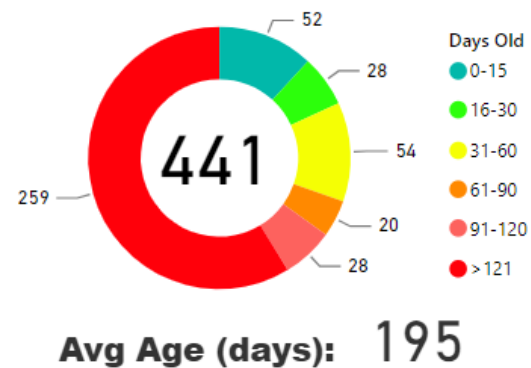
Pending Admin

5✓

Goal: 20 (+75%)

Goal= Threshold for the max # of requests in each bucket

Pending Requests



Overall TAT (MTD)

329.8!

Goal: 30, 31

Overall TAT (Past 90 Days)

282.3!

Goal: 30, 31

Analysis TAT (MTD)

250.9!

Goal: 30, 31

Analysis TAT (Past 90 Days)

216.9!

Goal: 30, 31

TAT by Phase of Work (MTD)




● Assign TAT ● Draft TAT ● Tech Review TAT ● Admin Review TAT



TAT by Phase of Work (Past 90 Days)



Month to Date



30 Day Avg (Over Past 90 Days)



This slide represents SAKs worked at HFSC instead of being outsourced, this is a limited subset of kits that require more complex reporting

Section

DNA

Request Type

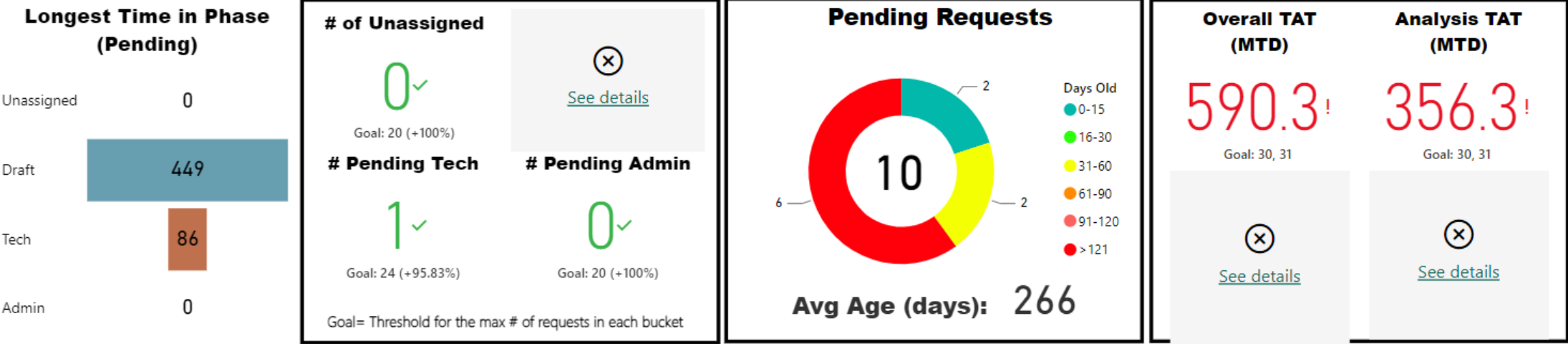
SAK

Backlogged Requests:

8

Avg Age of Backlog (days):

329



Overall TAT (MTD)

590.3!

Goal: 30, 31

See details

Analysis TAT (MTD)

356.3!

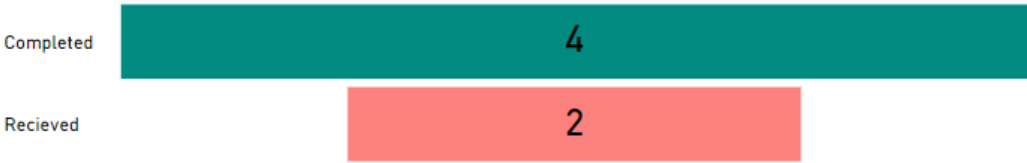
Goal: 30, 31

See details

TAT by Phase of Work (MTD)




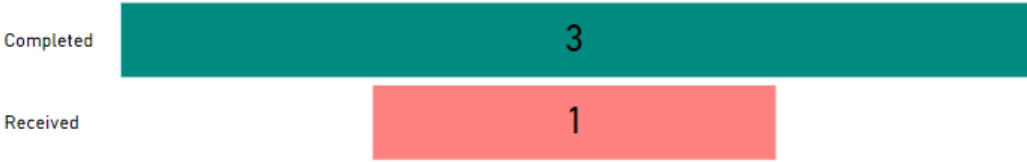
Month to Date



TAT by Phase of Work (Past 90 Days)

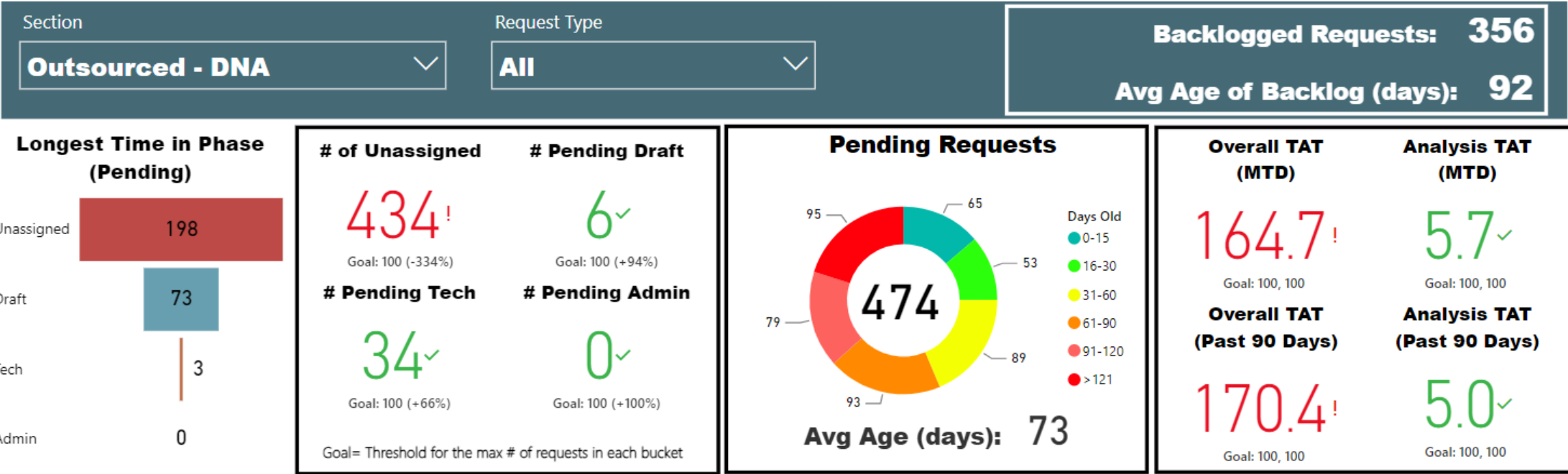


30 Day Avg (Over Past 90 Days)

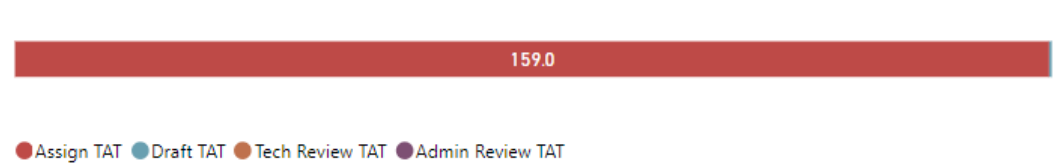


Sexual Assault Kit Testing- currently HFSC is outsourcing SAKs to aid in timely testing

SAKs →




TAT by Phase of Work (MTD)





TAT by Phase of Work (Past 90 Days)



Month to Date



30 Day Avg (Over Past 90 Days)



Section

Outsourced - Non-SAK

Request Type

All

Backlogged Requests: 349

Avg Age of Backlog (days): 190

Longest Time in Phase (Pending)

Unassigned

342

Draft

0

Tech

2

Admin

0

of Unassigned

394!

Goal: 100 (-294%)

Pending Draft

0✓

Goal: 100 (+100%)

Pending Tech

1✓

Goal: 100 (+99%)

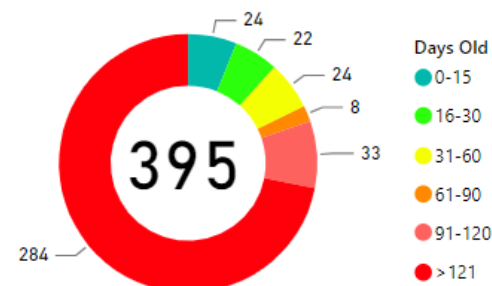
Pending Admin

0✓

Goal: 100 (+100%)

Goal= Threshold for the max # of requests in each bucket

Pending Requests



Avg Age (days): 170

Overall TAT (MTD)

95.2✓

Goal: 100, 100

Analysis TAT (MTD)

1.3✓

Goal: 100, 100

Overall TAT (Past 90 Days)

84.4✓

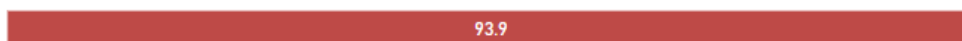
Goal: 100, 100

Analysis TAT (Past 90 Days)

1.6✓

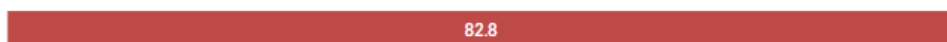
Goal: 100, 100

TAT by Phase of Work (MTD)



● Assign TAT ● Draft TAT ● Tech Review TAT ● Admin Review TAT

TAT by Phase of Work (Past 90 Days)



Month to Date

Completed

9

Received

42


30 Day Avg (Over Past 90 Days)

Completed

6

Received

28



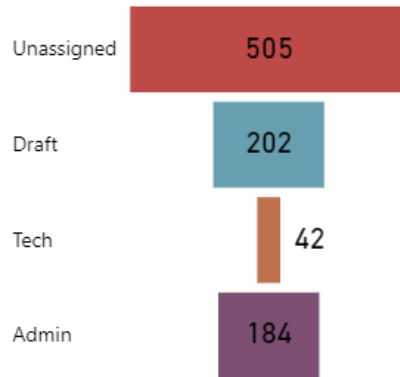
Review and CODIS entry of Outsourced Testing

Section
Request Type

Outsource Technical Revi...
All

Backlogged Requests: 28
Avg Age of Backlog (days): 81

Longest Time in Phase (Pending)



of Unassigned

1✓

Goal: 100 (+99%)

Pending Draft

6✓

Goal: 100 (+94%)

Pending Tech

54✓

Goal: 100 (+46%)

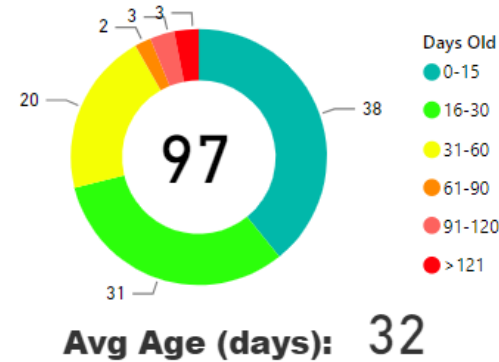
Pending Admin

36✓

Goal: 100 (+64%)

Goal= Threshold for the max # of requests in each bucket

Pending Requests



Overall TAT (MTD)

32.5✓

Goal: 100, 100

Overall TAT (Past 90 Days)

41.8✓

Goal: 100, 100

Analysis TAT (MTD)

32.5✓

Goal: 100, 100

Analysis TAT (Past 90 Days)

41.8✓

Goal: 100, 100

TAT by Phase of Work (MTD)



● Assign TAT ● Draft TAT ● Tech Review TAT ● Admin Review TAT

TAT by Phase of Work (Past 90 Days)



Month to Date

Completed

34

Received

75


30 Day Avg (Over Past 90 Days)

Completed

33

Received

44



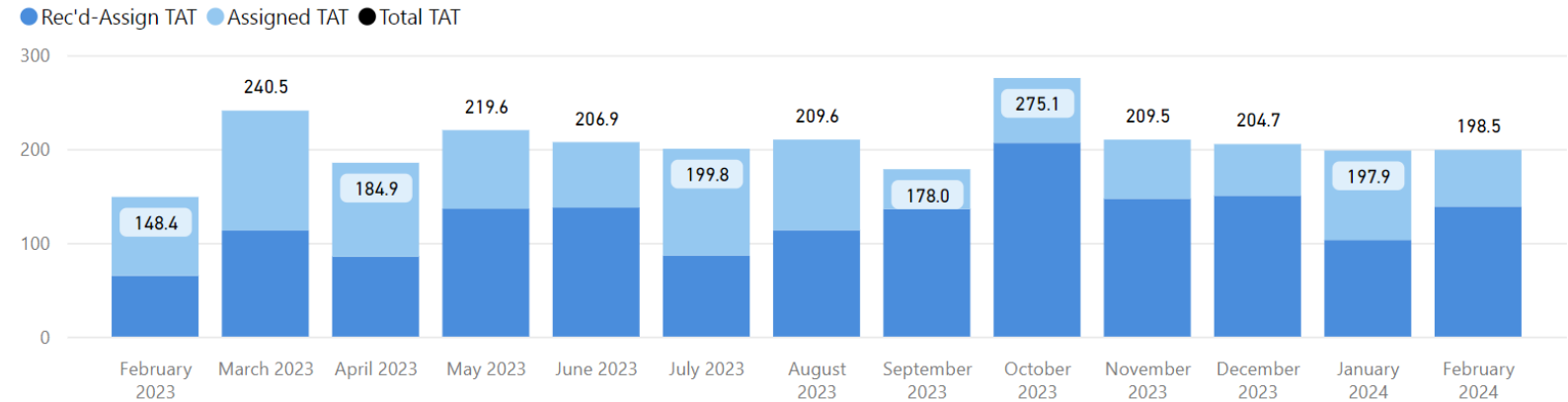
Includes both DNA requests that will be worked at HFSC as well as requests that will be outsourced

Date Range

2/1/2023

2/29/2024

Total TAT by Month



Request Type

Multiple selections

Request Type

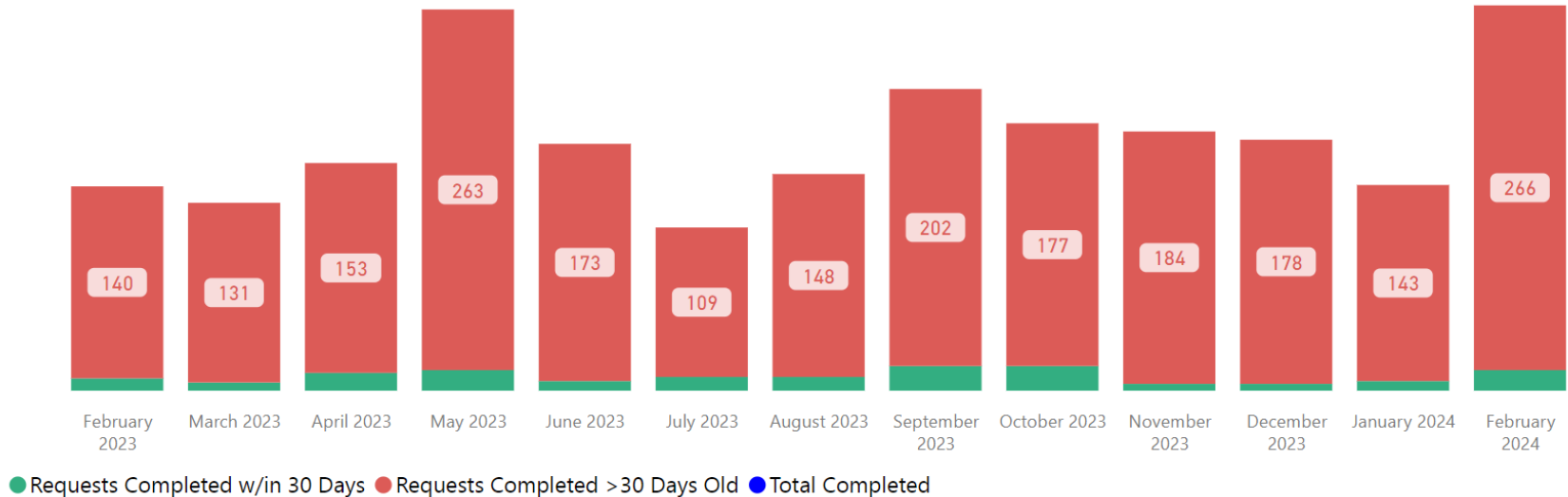
All

Selected Time Frame Averages

206.35
Total TAT (Rec'd-Compl.) Avg

77.88
Assigned TAT (Asgmt.-Compl.) Avg

Requests Completed




Received to Complete

2405
Requests Completed

2267
Requests Completed > 30 Days

94.26 %
% Completed > 30 Days

Requests more than 30 days old are considered to be backlogged requests



Includes both DNA requests that will be worked at HFSC as well as requests that will be outsourced

Section

Request Type

Multiple selections

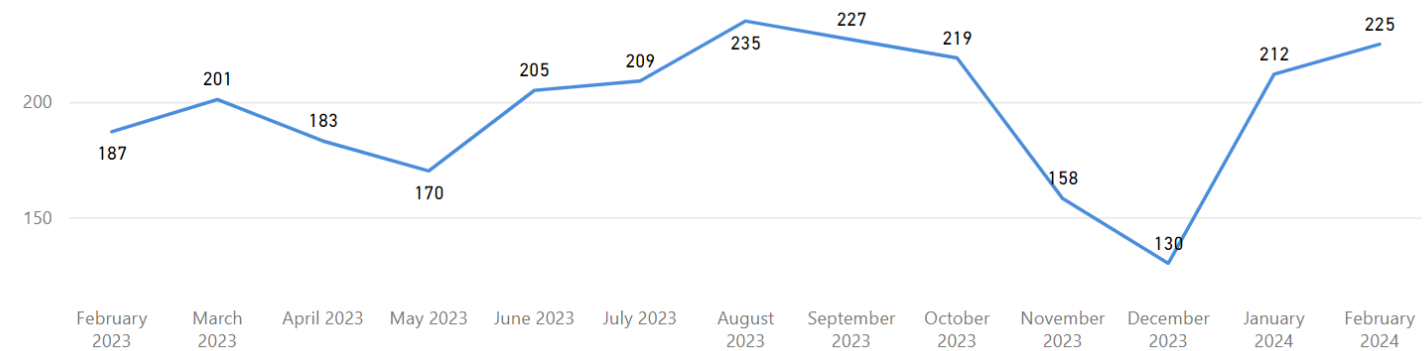
All

Received Filter

2/1/2023

2/29/2024

Received by Month



Total Received

2561

Received per Month (Avg)*

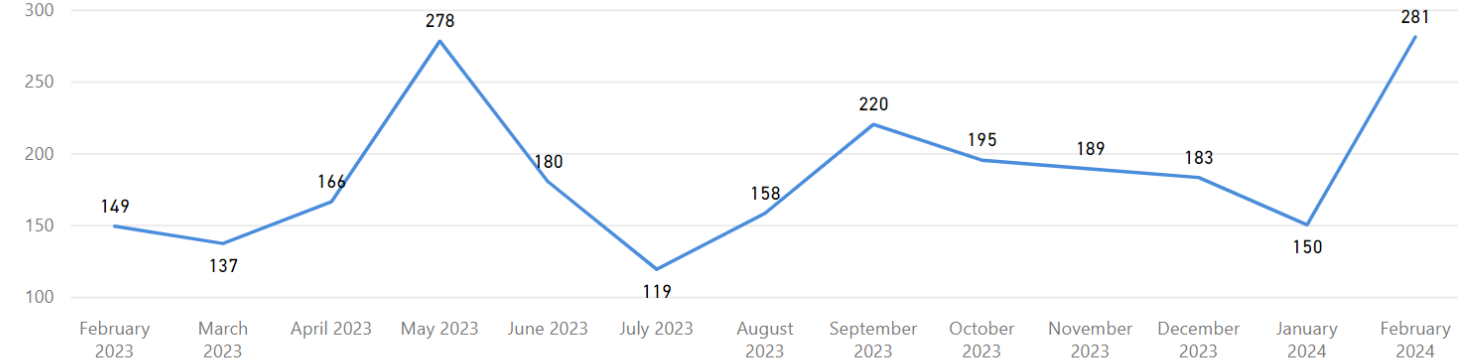
197

Completed Filter

2/1/2023

2/29/2024

Completed by Month




Total Completed

2405

Completed per Month (Avg)*

185

* months with zero activity are not calculated into the average



Section
Screening

Request Type
All

Backlogged Requests: 9
Avg Age of Backlog (days): 53

Longest Time in Phase (Pending)

Unassigned	0
Draft	120
Tech	0
Admin	0

of Unassigned
0✓
Goal: 10 (+100%)

Pending Draft
57!
Goal: 14 (-307.14%)

Pending Tech
0✓
Goal: 16 (+100%)

Pending Admin
0✓
Goal: 12 (+100%)

Goal= Threshold for the max # of requests in each bucket

Pending Requests

Avg Age (days): 19

Days Old

- 0-15
- 16-30
- 31-60
- 61-90
- 91-120
- >121


Overall TAT (MTD)
23.6!
Goal: 10, 11

Analysis TAT (MTD)
23.6!
Goal: 10, 11

Overall TAT (Past 90 Days)
23.7!
Goal: 10, 11

Analysis TAT (Past 90 Days)
23.7!
Goal: 10, 11

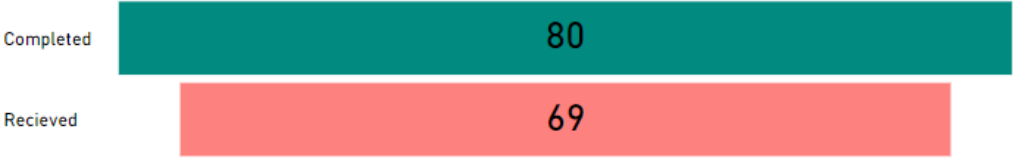
TAT by Phase of Work (MTD)




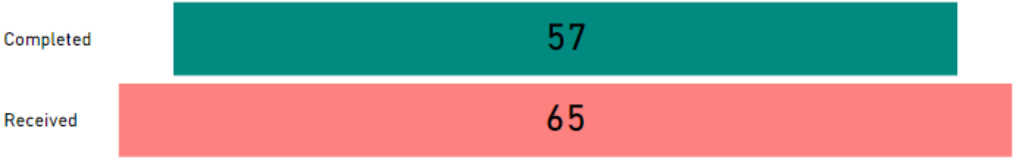
TAT by Phase of Work (Past 90 Days)




Month to Date



30 Day Avg (Over Past 90 Days)





Date Range

2/1/2023

2/29/2024

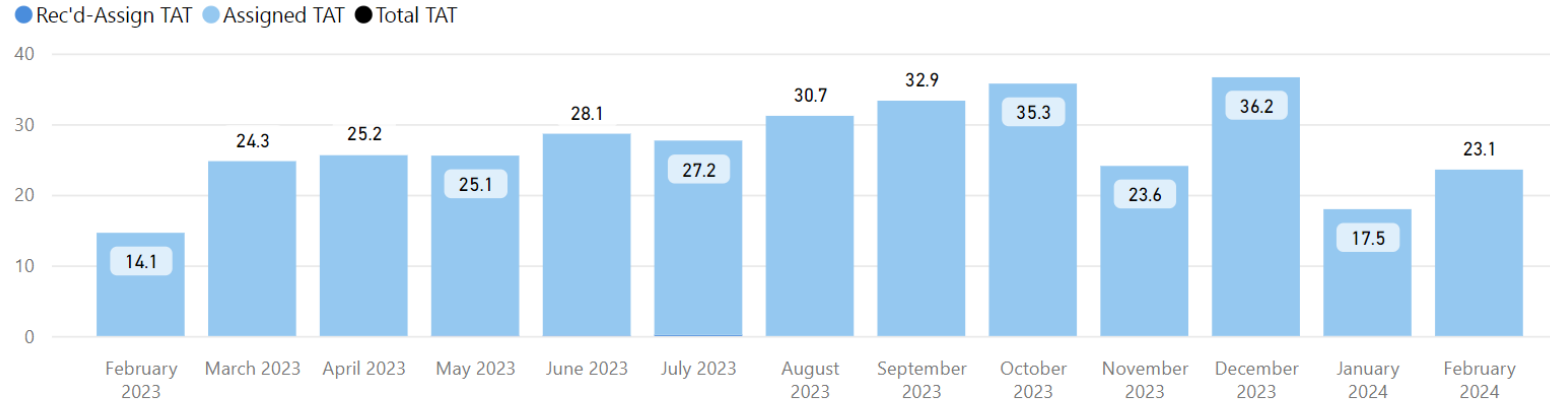
Request Type

Screening

Request Type

All

Total TAT by Month



Selected Time Frame Averages

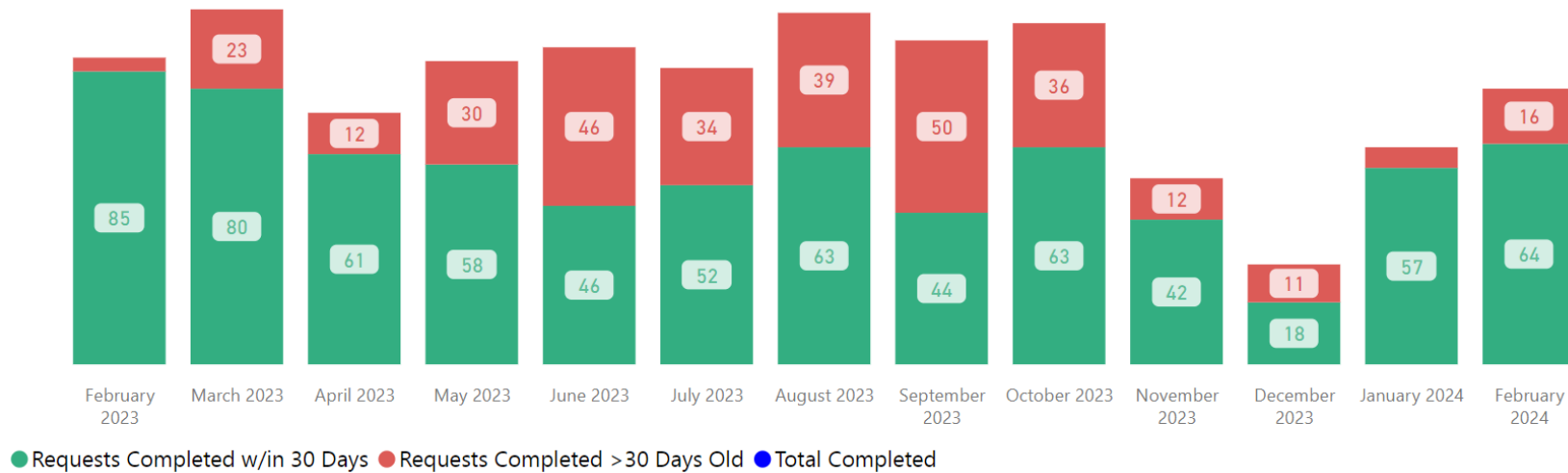
26.35

Total TAT (Rec'd-Compl.) Avg

26.78

Assigned TAT (Asgmt.-Compl.) Avg

Requests Completed



Received to Complete

1052

Requests Completed


319

Requests Completed > 30 Days

30.32 %

% Completed > 30 Days

Requests more than 30 days old are considered to be backlogged requests



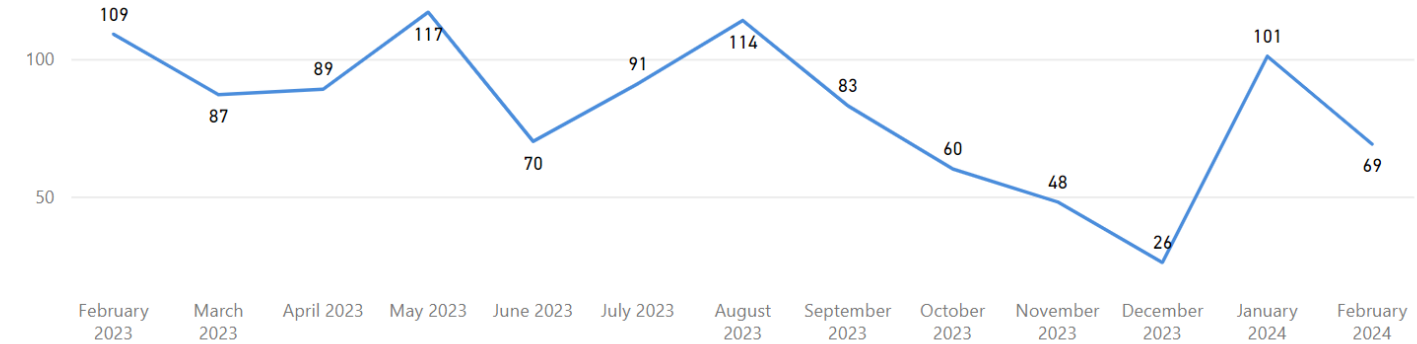
Section
Screening

Request Type
All

Received Filter

2/1/2023 2/29/2024

Received by Month



Total Received

1064

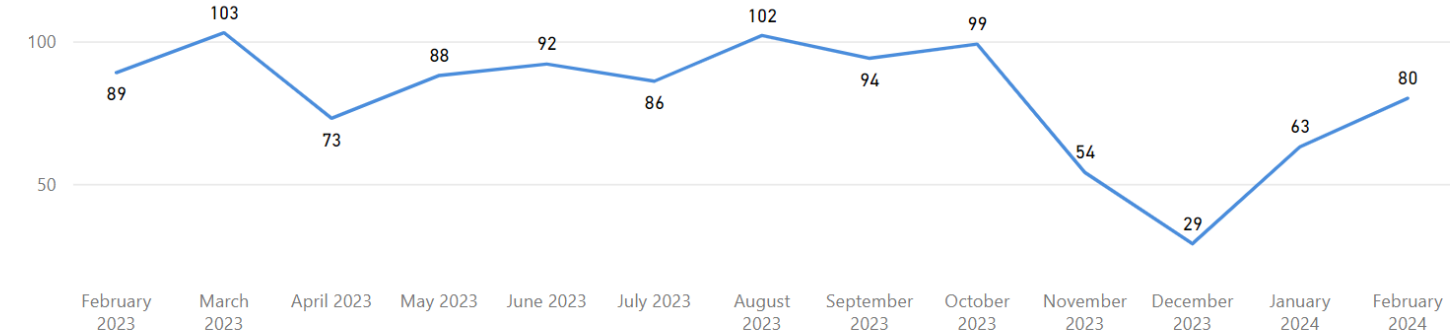
Received per Month (Avg)*

82

Completed Filter

2/1/2023 2/29/2024

Completed by Month



Total Completed

1052

Completed per Month (Avg)*

81

* months with zero activity are not calculated into the average

Section

CODIS

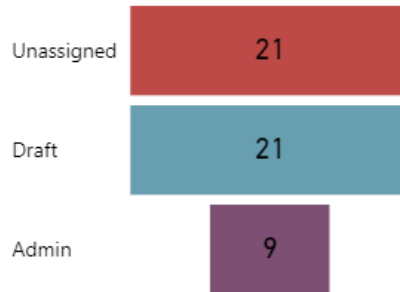
CODIS Hit Type

All

Backlogged Requests: 1

Avg Age of Backlog (days): 158

Longest Time in Phase (Pending)



of Unassigned

41✓

Goal: 100 (+59%)

Pending Draft

37!

Goal: 20 (-85%)

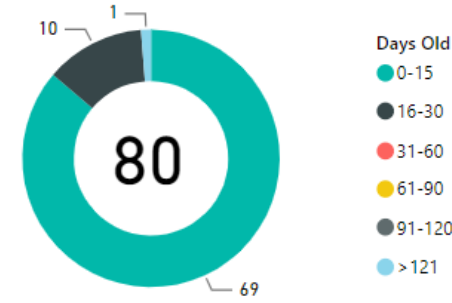
Pending Admin

2✓

Goal: 15 (+86.67%)

Goal= Threshold for the max # of requests in each bucket

Pending Requests



Avg Age (days): 9

Overall TAT (MTD)

6.9✓

Goal: 30, 31

Analysis TAT (MTD)

3.1✓

Goal: 30, 31

Overall TAT (Past 90 Days)

9.1✓

Goal: 30, 31

Analysis TAT (Past 90 Days)

5.4✓

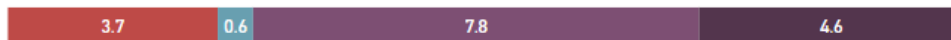
Goal: 30, 31

TAT by Phase of Work (MTD)



● Assign TAT ● Draft TAT ● Draft to Release TAT ● Assigned to Release TAT (no draft)

TAT by Phase of Work (Past 90 Days)



Month to Date

Completed

180

Received

217


30 Day Avg (Over Past 90 Days)


Completed

235

Received

247





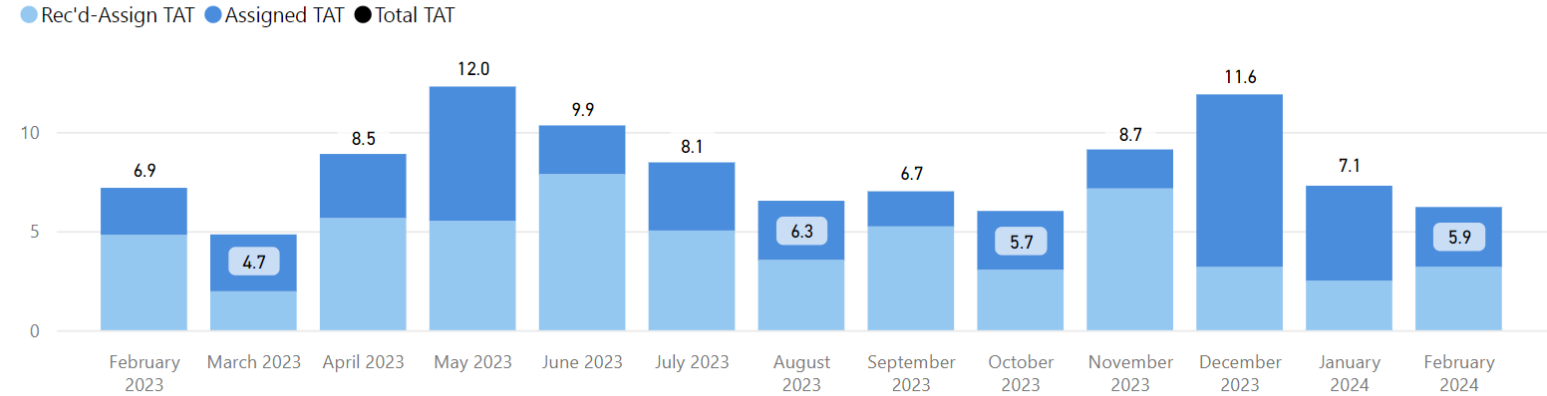
Date Range

2/1/2023 2/29/2024

Request Type

CODIS

Total TAT by Month

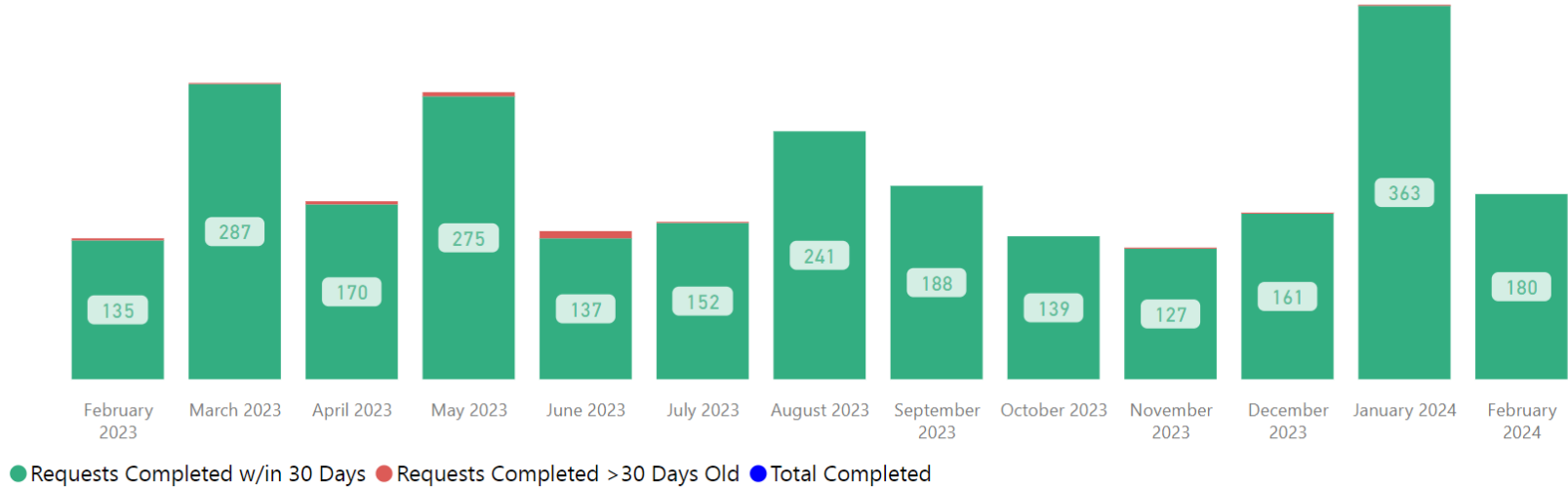


Selected Time Frame Averages

7.76
Total TAT (Rec'd-Compl.) Avg

3.84
Assigned TAT (Asgmt.-Compl.) Avg

Requests Completed



Received to Complete

2576
Requests Completed

21
Requests Completed > 30 Days

0.82 %
% Completed > 30 Days

Requests more than 30 days old are considered to be backlogged requests



Section

CODIS

Hit Type

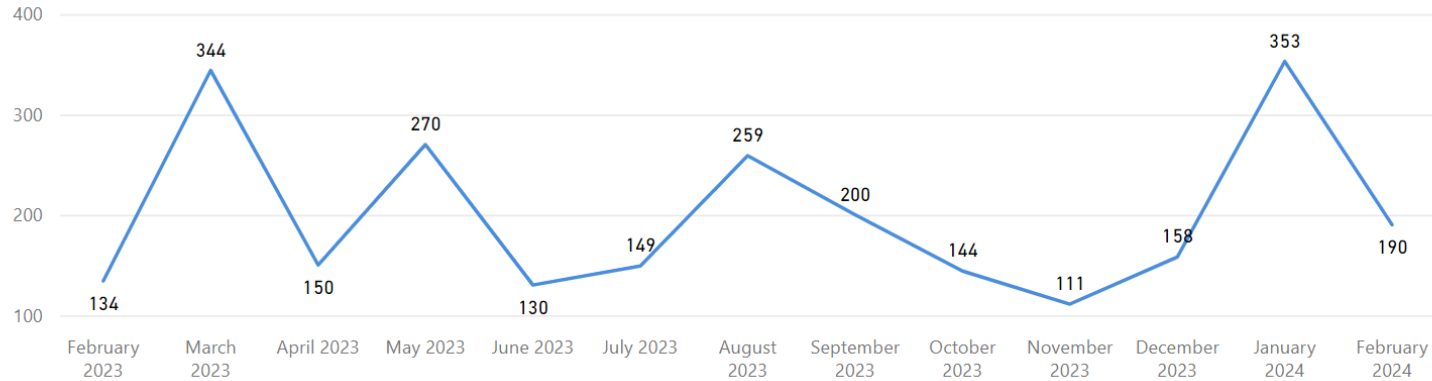
All

Received Filter

2/1/2023

2/29/2024

Received by Month



Total Received

2592

Received per Month (Avg)*

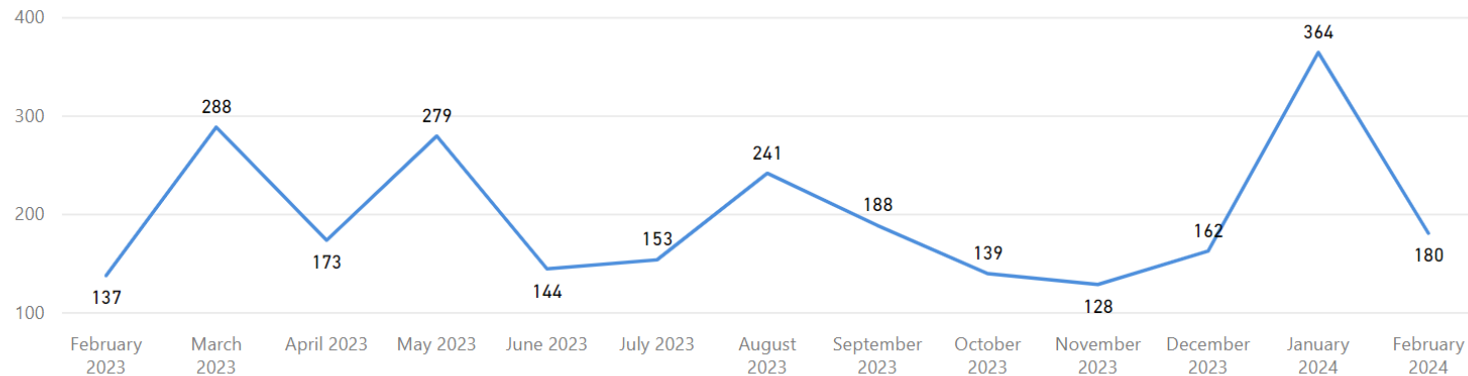
199

Completed Filter

2/1/2023

2/29/2024

Completed by Month



Total Completed


2576

Completed per Month (Avg)*

198

* months with zero activity are not calculated into the average

Latent Prints



Service

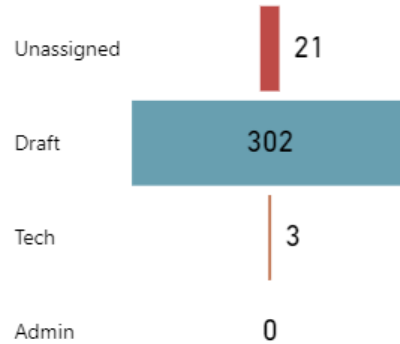
Latent Comparison

Priority Type

All

Backlogged Requests: 9

Avg Age of Backlog (days): 76

Longest Time in Phase
(Pending)

of Unassigned

42✓

Goal: 230 (+81.74%)

Pending Draft

18✓

Goal: 50 (+64%)

Pending Tech

12✓

Goal: 50 (+76%)

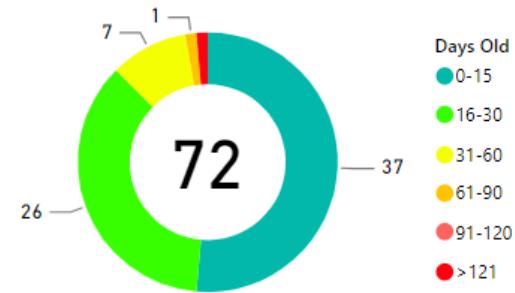
Pending Admin

0✓

Goal: 50 (+100%)

Goal= Threshold for the max # of requests in each bucket

Pending Requests



Avg Age (days): 21

Overall TAT
(MTD)

24.9✓

Goal: 45, 46

Overall TAT
(Past 90 Days)

37.3✓

Goal: 45, 46

Analysis TAT
(MTD)

9.6✓

Goal: 45, 46

Analysis TAT
(Past 90 Days)

11.2✓

Goal: 45, 46

TAT by Phase of Work (MTD)



● Assign TAT ● Draft TAT ● Tech Review TAT ● Admin Review TAT

TAT by Phase of Work (Past 90 Days)



Month to Date

Completed

72

Received

95


30 Day Avg (Over Past 90 Days)


Completed

75

Received

70

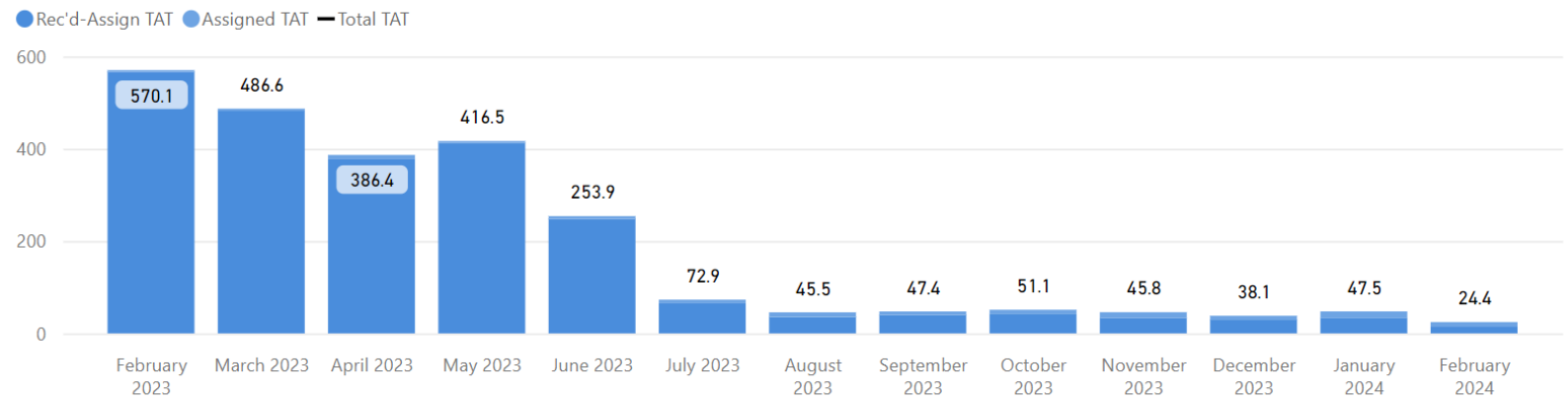




Date Range

2/1/2023 2/29/2024

Total TAT by Month



Request Type

Latent Comparison

Priority Type

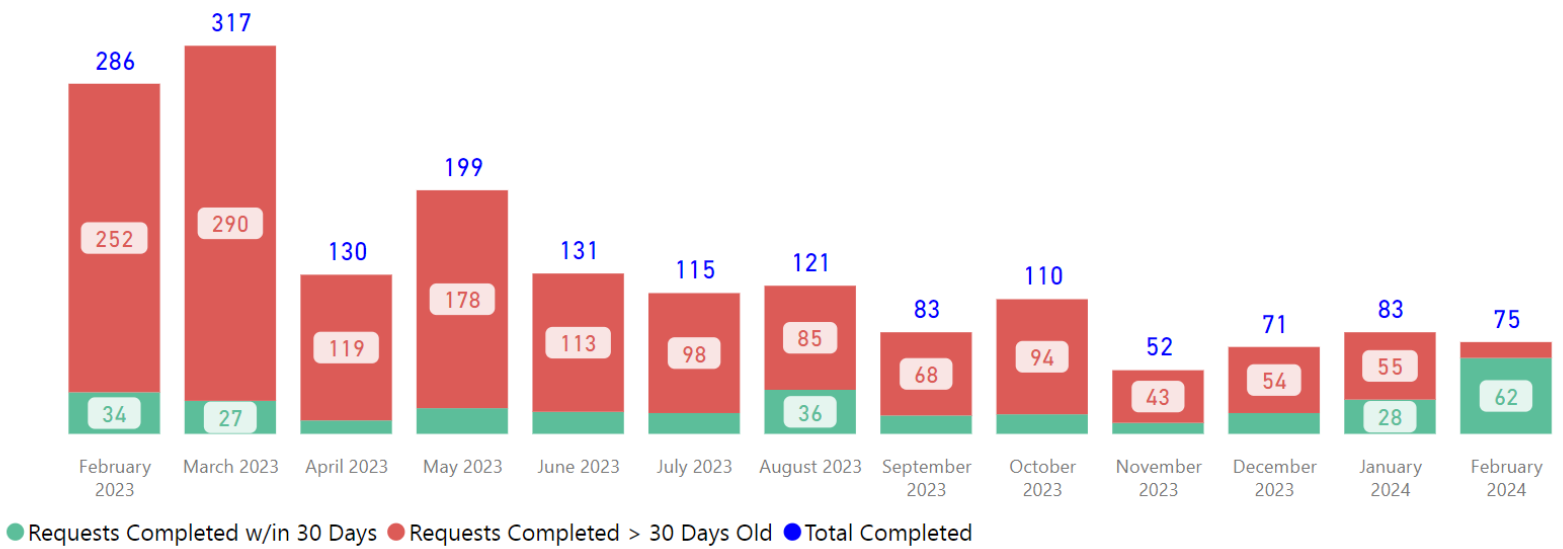
All

Selected Time Frame Averages

292.16
Total TAT (Rec'd-Compl.) Avg

6.96
Assigned TAT (Asgmt.-Compl.) Avg

Requests Completed




Received to Complete

1773
Requests Completed

1462
Requests Completed > 30 Days Old

82.46 %
% Completed > 30 Days Old

Requests more than 30 days old are considered to be backlogged requests



Service

Latent Comparison

▼

Priority Type

All

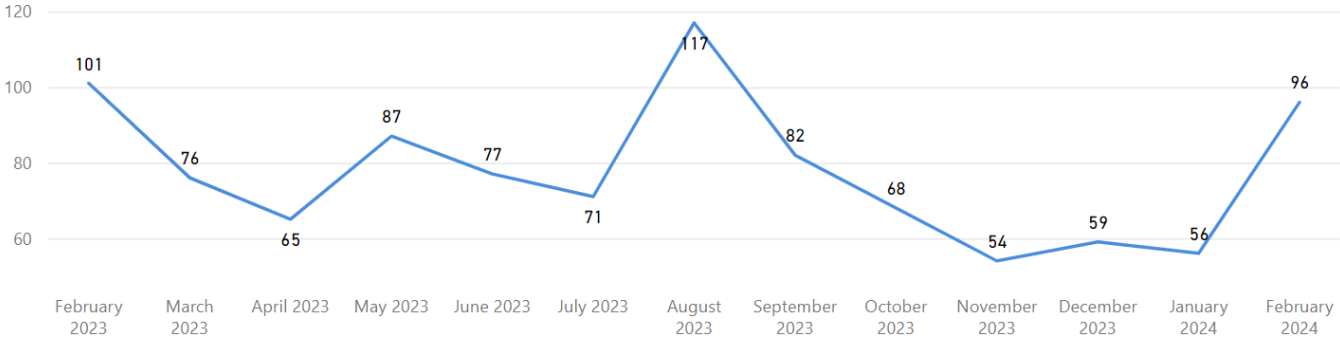
▼

Received Filter

2/1/2023

2/29/2024

Received by Month



Total Received

1,009

Received per Month (Avg)*

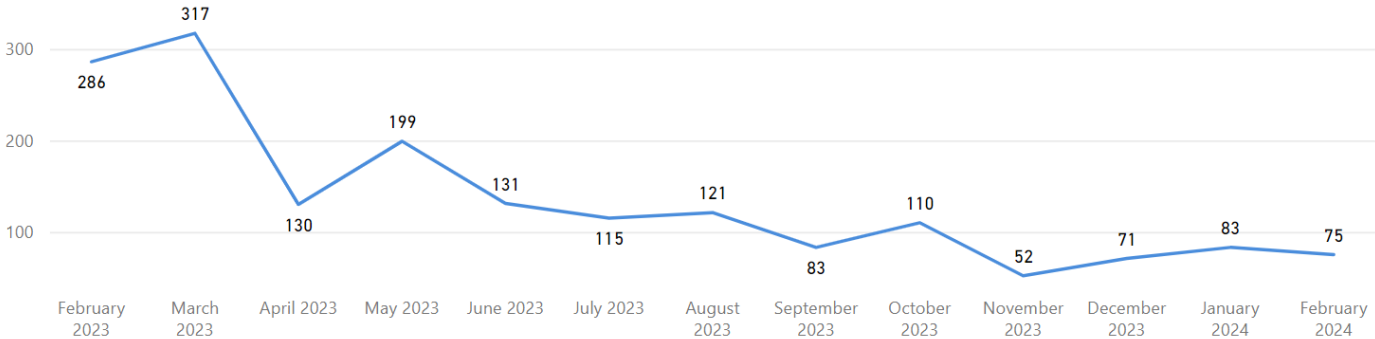
78

Completed Filter

2/1/2023

2/29/2024

Completed by Month



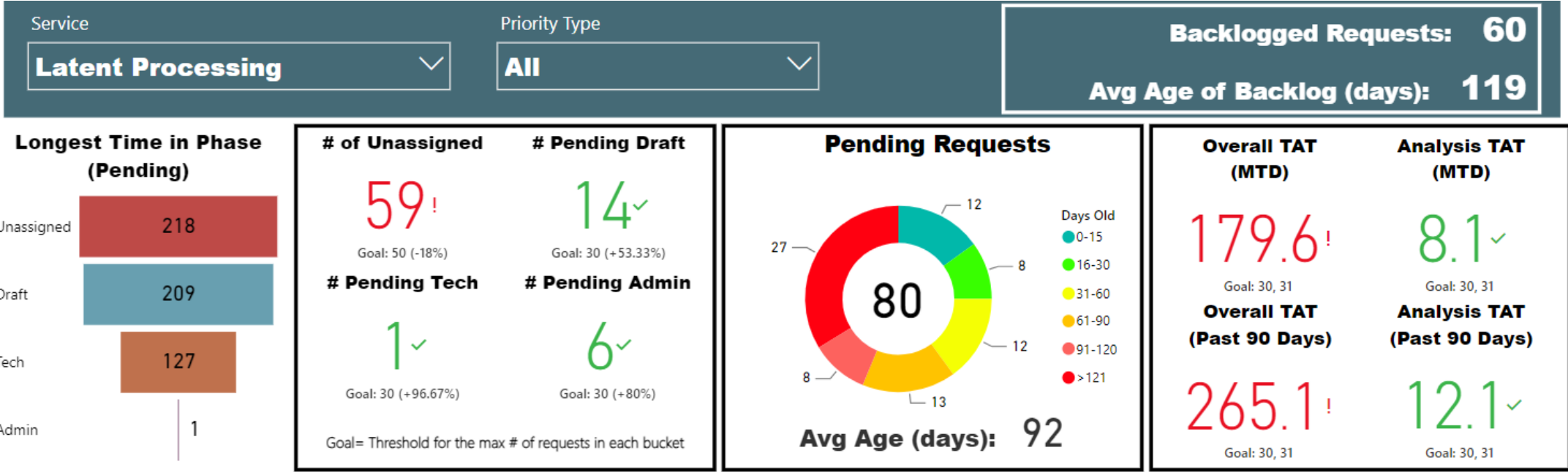
Total Completed

1,773

Completed per Month (Avg)*

136

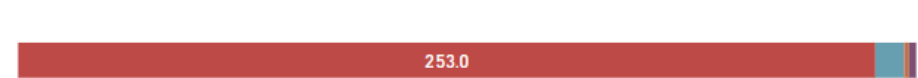
* months with zero activity are not calculated into the average



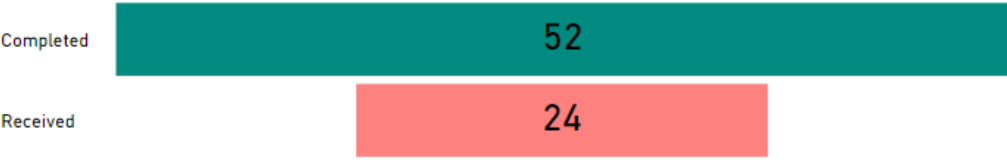
TAT by Phase of Work (MTD)




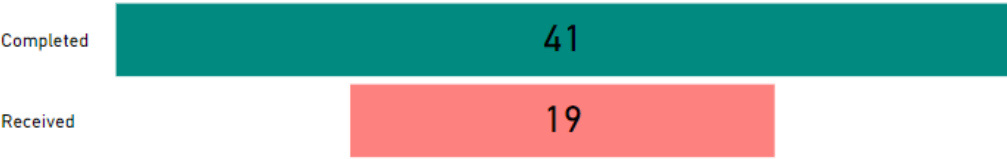
TAT by Phase of Work (Past 90 Days)



Month to Date



30 Day Avg (Over Past 90 Days)

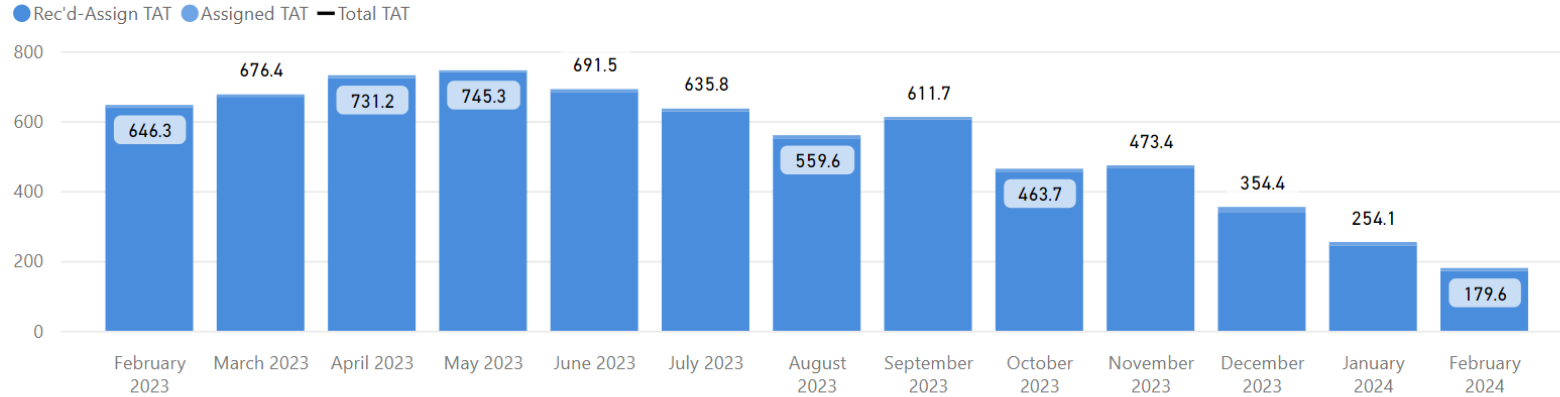


Date Range

2/1/2023

2/29/2024

Total TAT by Month



Request Type

Latent Processing

Priority Type

All

Selected Time Frame Averages

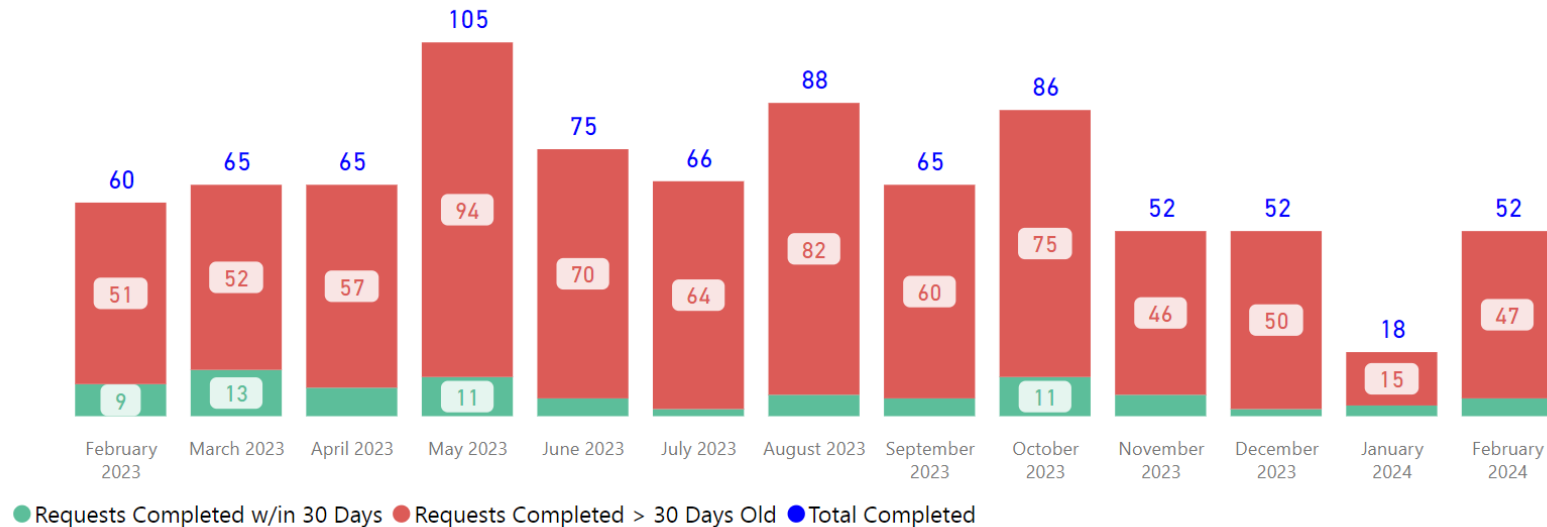
575.03

Total TAT (Rec'd-Compl.) Avg

8.21

Assigned TAT (Asgmt.-Compl.) Avg

Requests Completed



Received to Complete

849

Requests Completed


763


Requests Completed > 30 Days Old

89.87 %

% Completed > 30 Days Old

Requests more than 30 days old are considered to be backlogged requests





Service

Latent Processing

▼

Priority Type

All

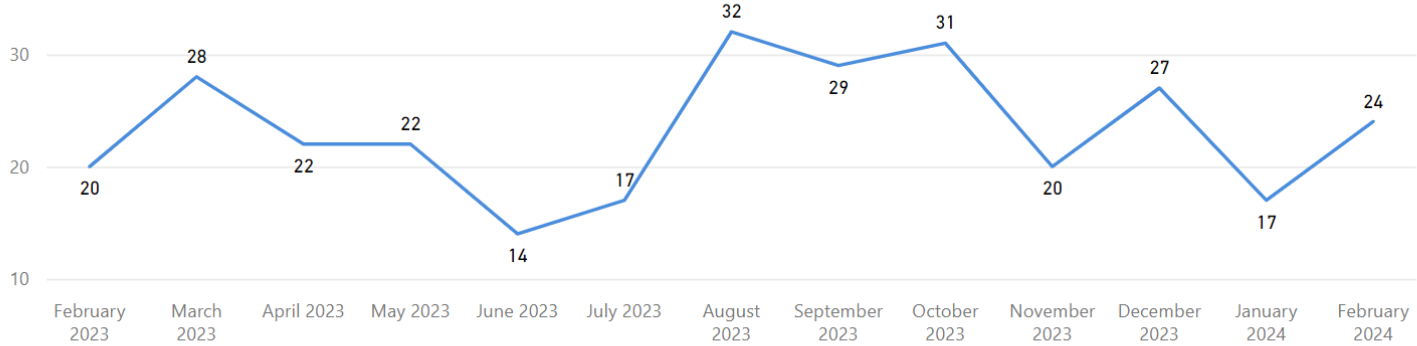
▼

Received Filter

2/1/2023

2/29/2024

Received by Month



Total Received

303

Received per Month (Avg)*

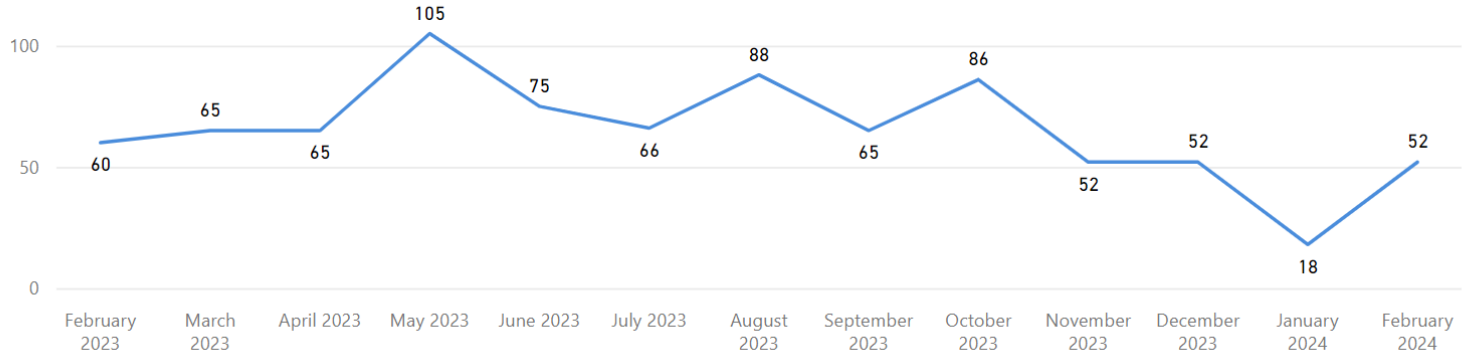
23

Completed Filter

2/1/2023

2/29/2024

Completed by Month



Total Completed


849

Completed per Month (Avg)*

65

* months with zero activity are not calculated into the average

Digital Multi-Media



Service

AV Examination

Priority Type

All

Backlogged Requests: 5

Avg Age of Backlog (days): 81

Longest Time in Phase
(Pending)

Unassigned

52

Draft

38

Tech

0

Admin

0

of Unassigned

6✓

Goal: 15 (+60%)

Pending Draft

3✓

Goal: 5 (+40%)

Pending Tech

1✓

Goal: 5 (+80%)

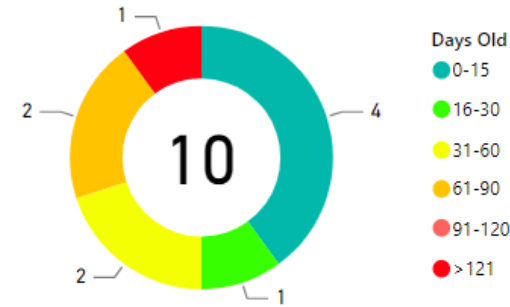
Pending Admin

0✓

Goal: 5 (+100%)

Goal= Threshold for the max # of requests in each bucket

Pending Requests



Avg Age (days): 46

Overall TAT
(MTD)

53.3!

Goal: 45, 46

Overall TAT
(Past 90 Days)

62.3!

Goal: 45, 46

Analysis TAT
(MTD)

34.7✓

Goal: 45, 46

Analysis TAT
(Past 90 Days)

35.4✓

Goal: 45, 46

TAT by Phase of Work (MTD)



● Assign TAT ● Draft TAT ● Tech Review TAT ● Admin Review TAT

TAT by Phase of Work (Past 90 Days)



Month to Date

Completed

3

Received

5


30 Day Avg (Over Past 90 Days)

Completed

4

Received

4

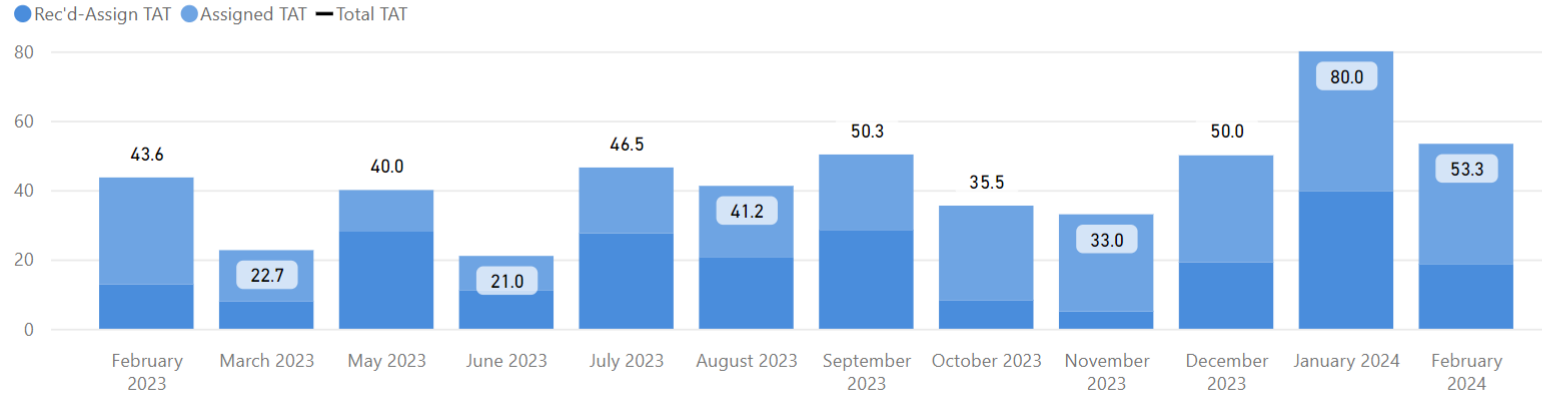


Date Range

2/1/2023

2/29/2024

Total TAT by Month



Request Type

AV Examination

Priority Type

All

Selected Time Frame Averages

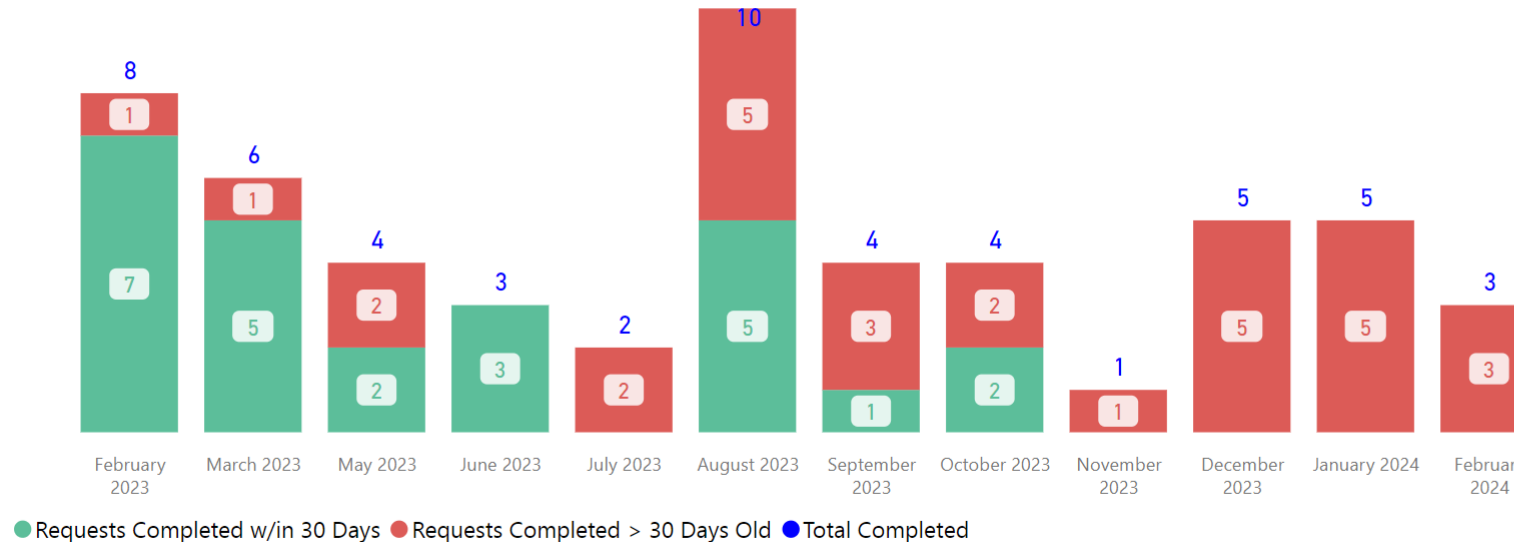
43.62

Total TAT (Rec'd-Compl.) Avg

24.42

Assigned TAT (Asgmt.-Compl.) Avg

Requests Completed



Received to Complete

55

Requests Completed


30

Requests Completed > 30 Days Old

54.55 %

% Completed > 30 Days Old

Requests more than 30 days old are considered to be backlogged requests



Service

AV Examination

Priority Type

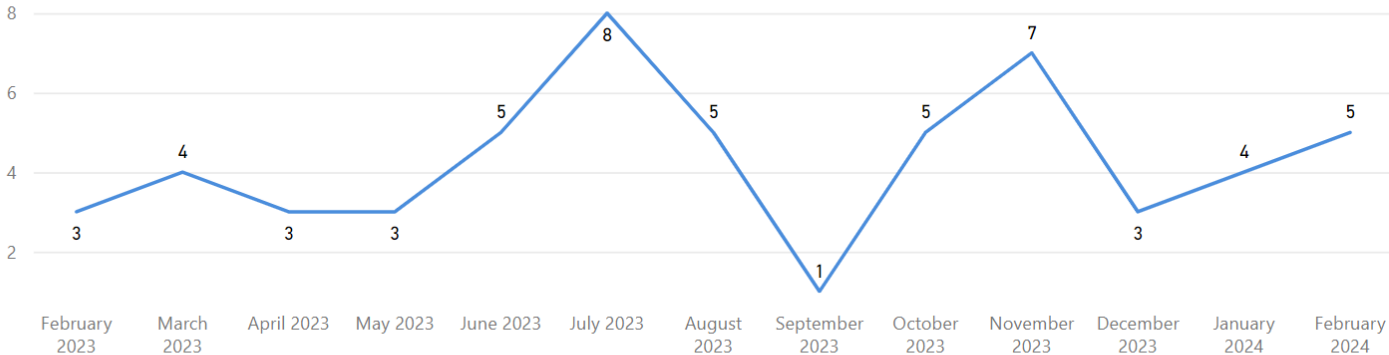
All

Received Filter

2/1/2023

2/29/2024

Received by Month



Total Received

56

Received per Month (Avg)*

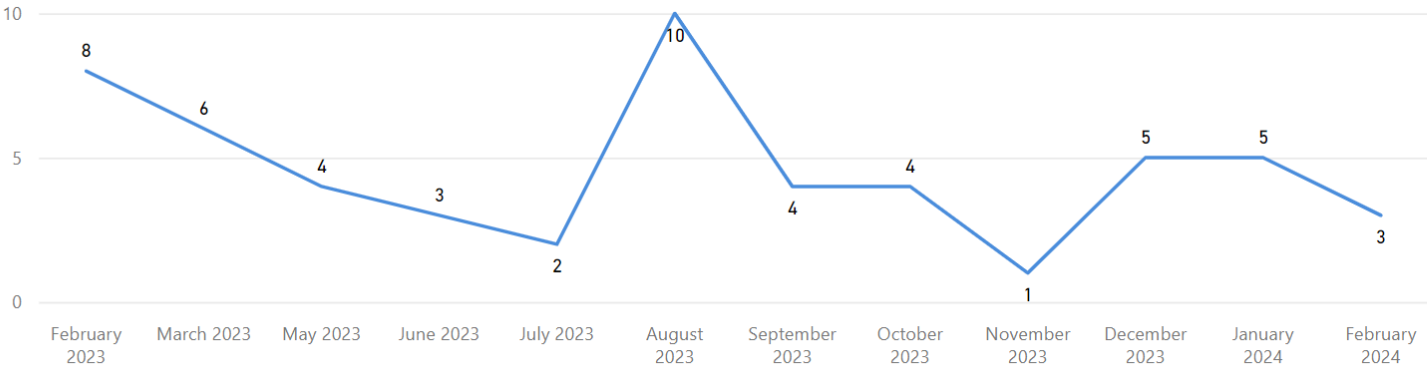
4

Completed Filter

2/1/2023

2/29/2024

Completed by Month




Total Completed

55

Completed per Month (Avg)*

5

* months with zero activity are not calculated into the average



Service

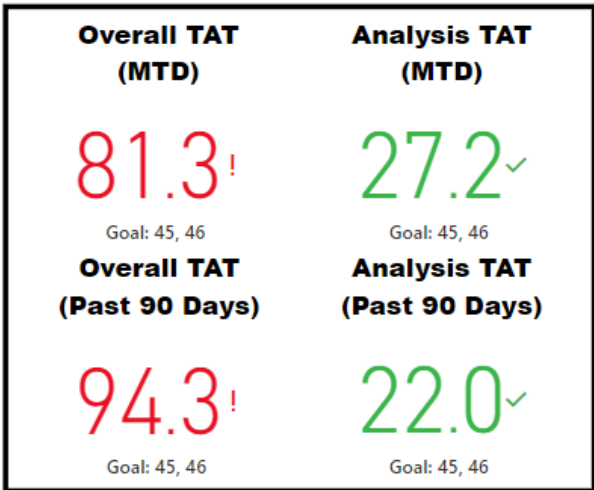
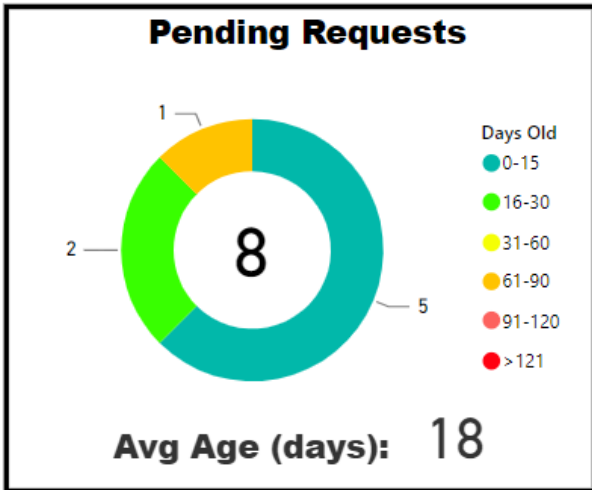
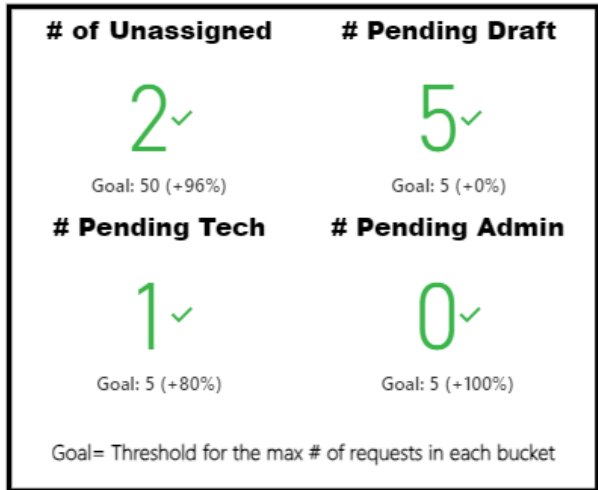
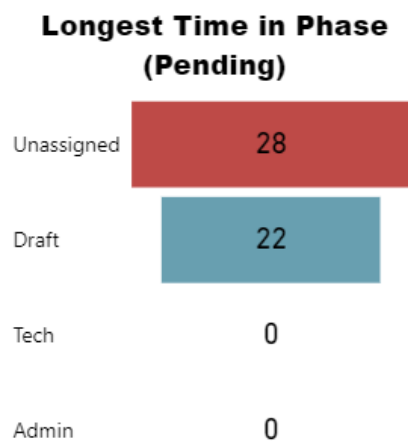
DFL

Priority Type

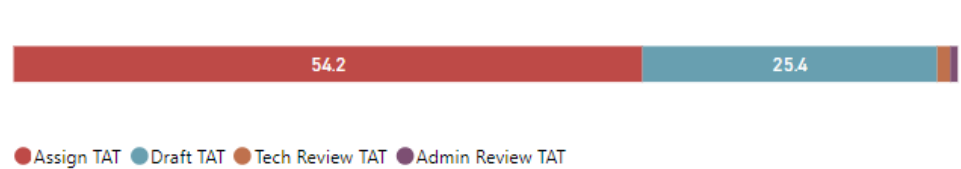
All

Backlogged Requests: 1

Avg Age of Backlog (days): 73



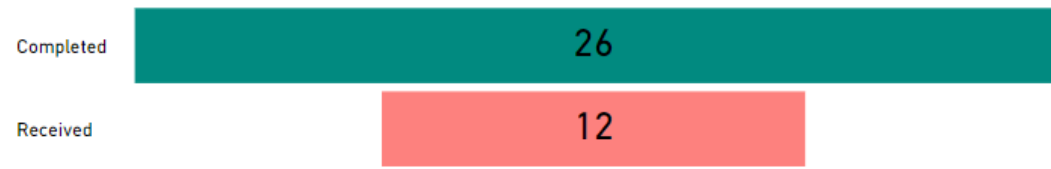
TAT by Phase of Work (MTD)





TAT by Phase of Work (Past 90 Days)

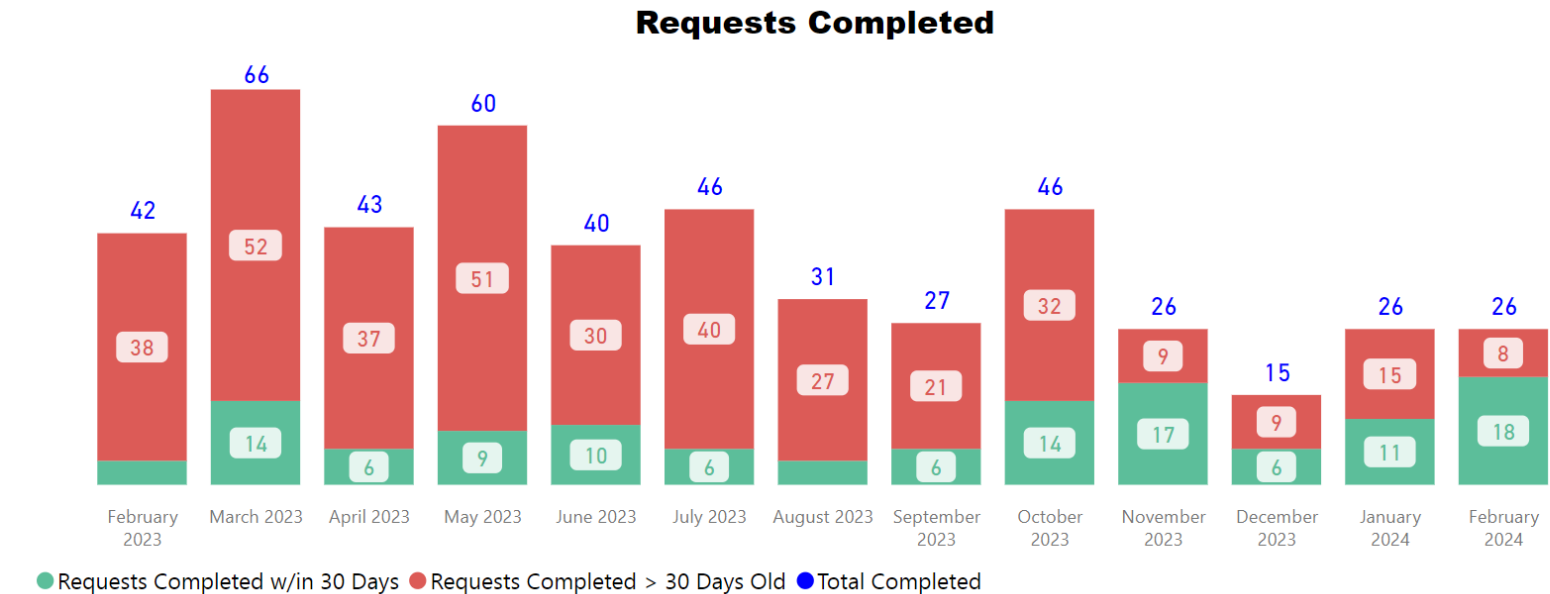
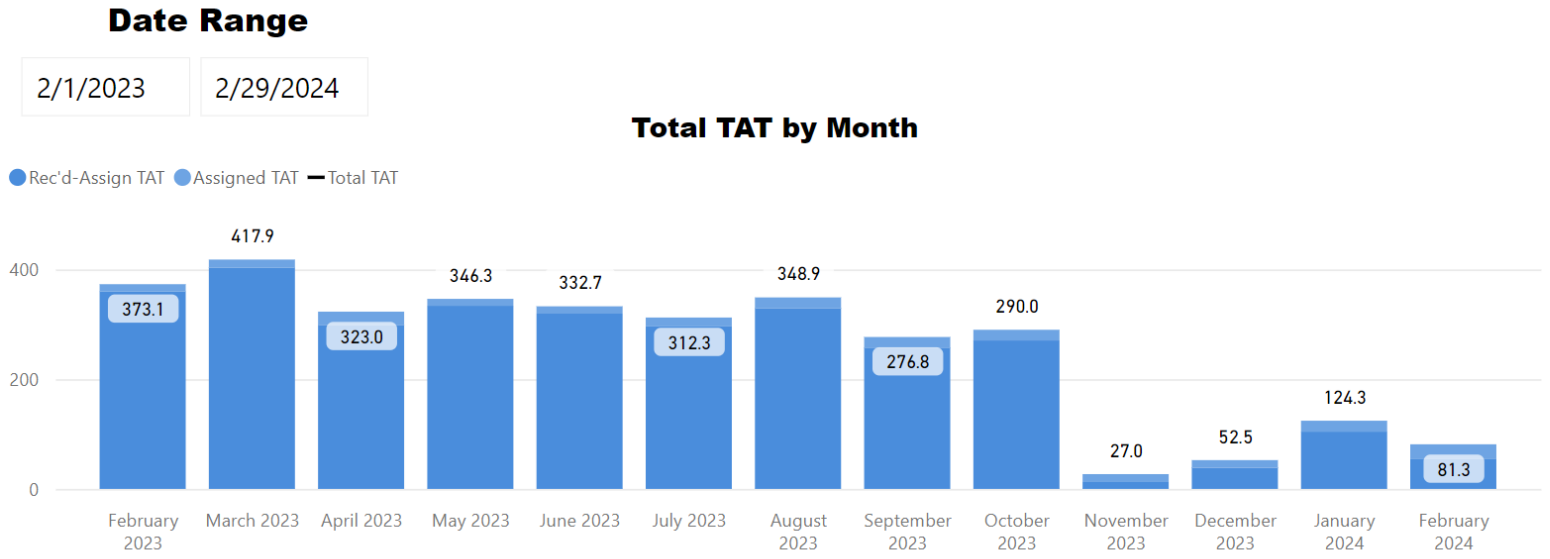



Month to Date



30 Day Avg (Over Past 90 Days)





DFL and DME

Request Type

Multiple selections

Priority Type

All

Selected Time Frame Averages

291.62
Total TAT (Rec'd-Compl.) Avg

17.14
Assigned TAT (Asgmt.-Compl.) Avg

Received to Complete

494
Requests Completed

369
Requests Completed > 30 Days Old

74.70 %
% Completed > 30 Days Old

Requests more than 30 days old are considered to be backlogged requests

DFL and DME

Service

Multiple selections

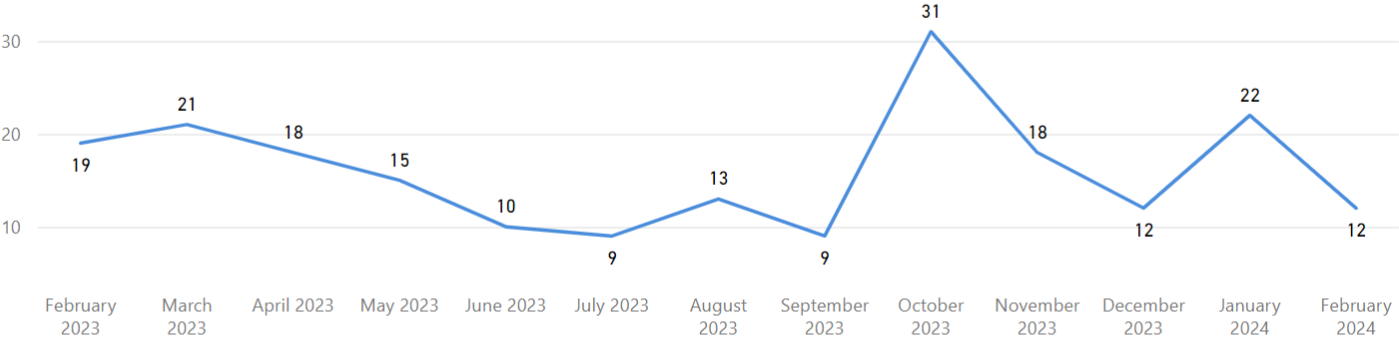
Priority Type

All

Received Filter

2/1/20232/29/2024

Received by Month



Total Received

209

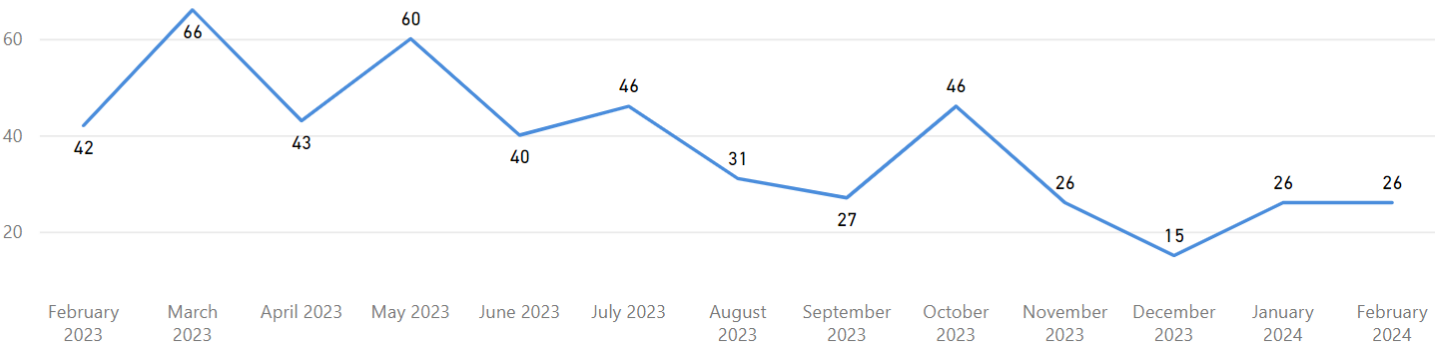
Received per Month (Avg)*

16

Completed Filter

2/1/20232/29/2024

Completed by Month




Total Completed

494


Completed per Month (Avg)*

38

* months with zero activity are not calculated into the average



Crime Scene Unit



Service

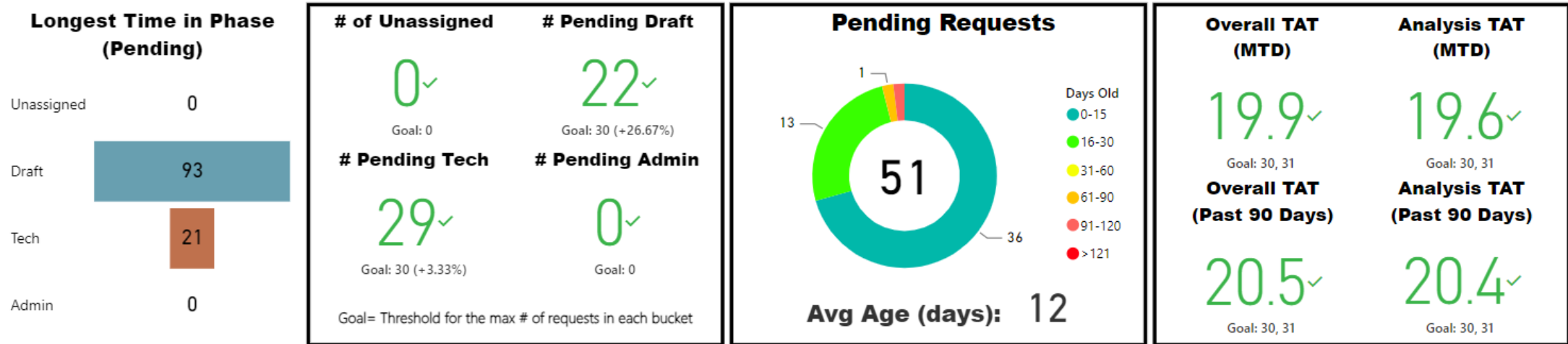
CSU Response

Priority Type

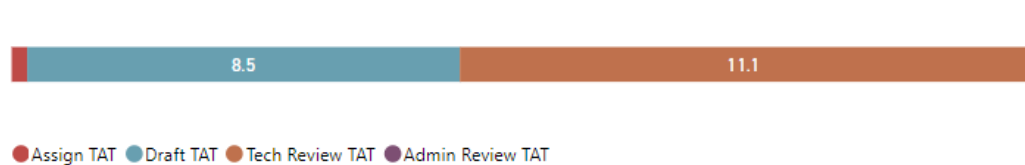
All

Backlogged Requests: 2

Avg Age of Backlog (days): 82




TAT by Phase of Work (MTD)





TAT by Phase of Work (Past 90 Days)



Month to Date



30 Day Avg (Over Past 90 Days)

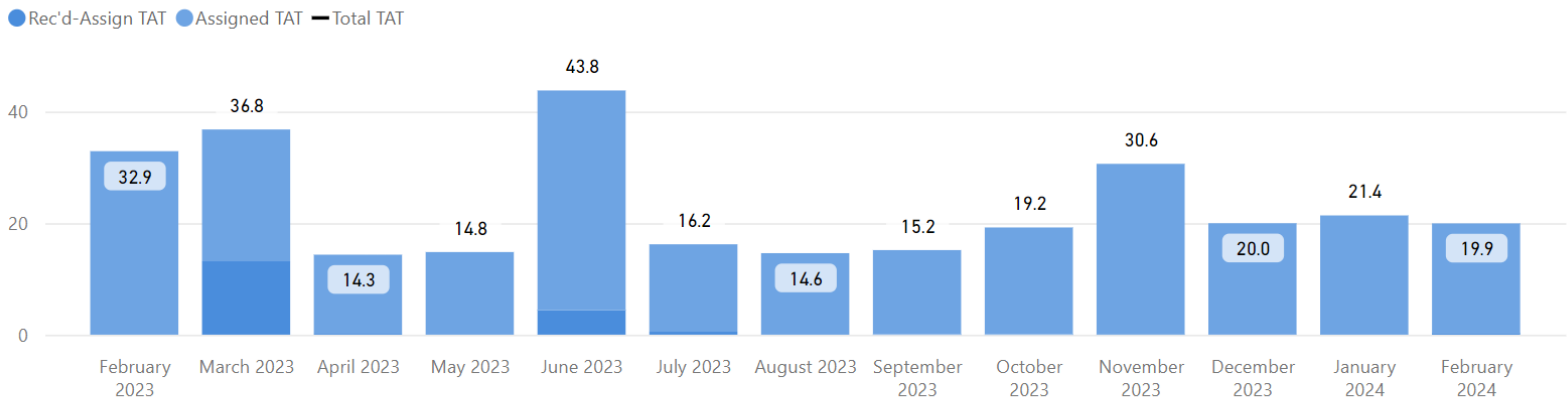




Date Range

2/1/2023 2/29/2024

Total TAT by Month



Request Type

CSU Response

Priority Type

All

Selected Time Frame Averages

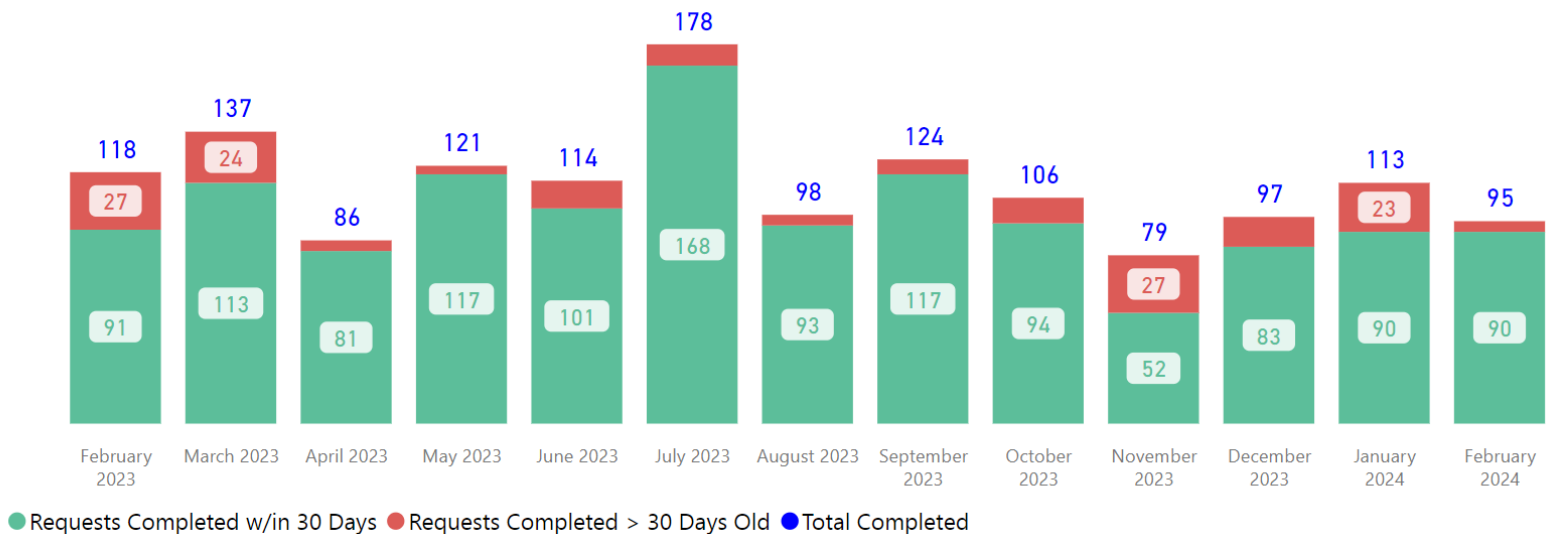
23.08

Total TAT (Rec'd-Compl.) Avg

21.40

Assigned TAT (Asgmt.-Compl.) Avg

Requests Completed



Received to Complete

1466

Requests Completed


176

Requests Completed > 30 Days Old

12.01 %

% Completed > 30 Days Old

Requests more than 30 days old are considered to be backlogged requests



Service

CSU Response

▼

Priority Type

All

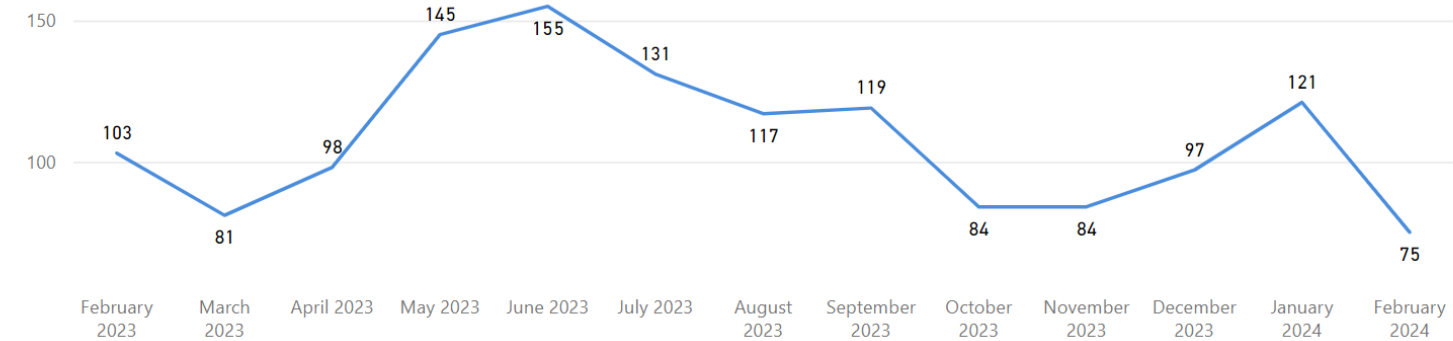
▼

Received Filter

2/1/2023

2/29/2024

Received by Month



Total Received

1,410

Received per Month (Avg)*

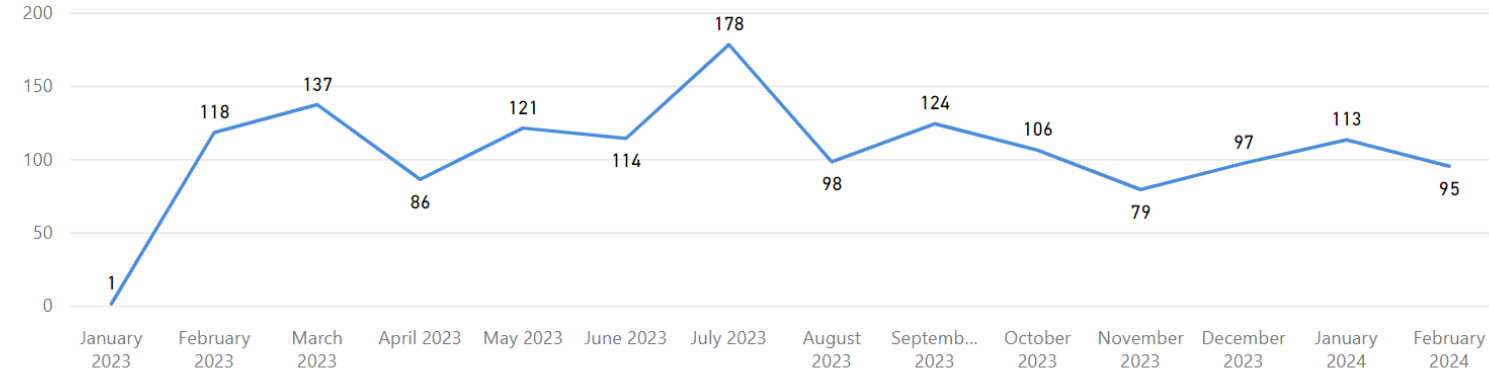
108

Completed Filter

2/1/2023

2/29/2024

Completed by Month



Total Completed

1,467

Completed per Month (Avg)*

105

* months with zero activity are not calculated into the average

Service

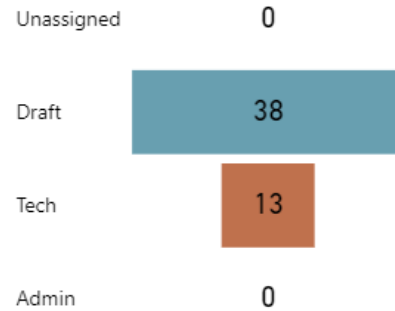
CSU VEB

Priority Type

All

Backlogged Requests: 1

Avg Age of Backlog (days): 38

Longest Time in Phase
(Pending)

of Unassigned

0✓

Goal: 0

Pending Draft

16✓

Goal: 30 (+46.67%)

Pending Tech

11✓

Goal: 30 (+63.33%)

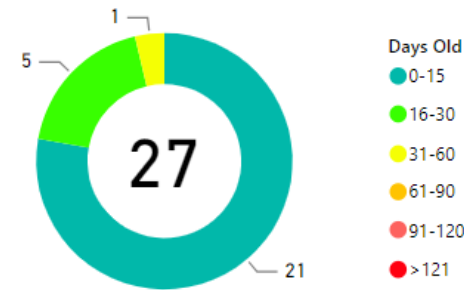
Pending Admin

0✓

Goal: 30 (+100%)

Goal= Threshold for the max # of requests in each bucket

Pending Requests



Avg Age (days): 10

Overall TAT
(MTD)

13.4✓

Goal: 30, 31

Overall TAT
(Past 90 Days)

25.3✓

Goal: 30, 31

Analysis TAT
(MTD)

13.4✓

Goal: 30, 31

Analysis TAT
(Past 90 Days)

25.2✓

Goal: 30, 31

TAT by Phase of Work (MTD)



● Assign TAT ● Draft TAT ● Tech Review TAT ● Admin Review TAT

TAT by Phase of Work (Past 90 Days)



Month to Date

Completed

41

Received

46


30 Day Avg (Over Past 90 Days)


Completed

49

Received

48



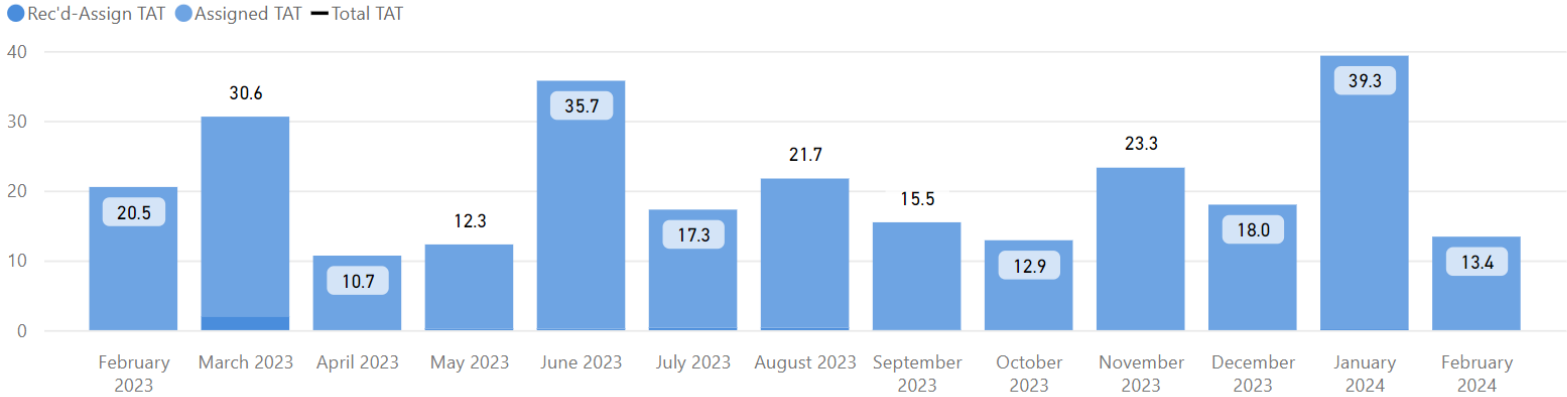


Date Range

2/1/2023

2/29/2024

Total TAT by Month



Request Type

CSU VEB

Priority Type

All

Selected Time Frame Averages

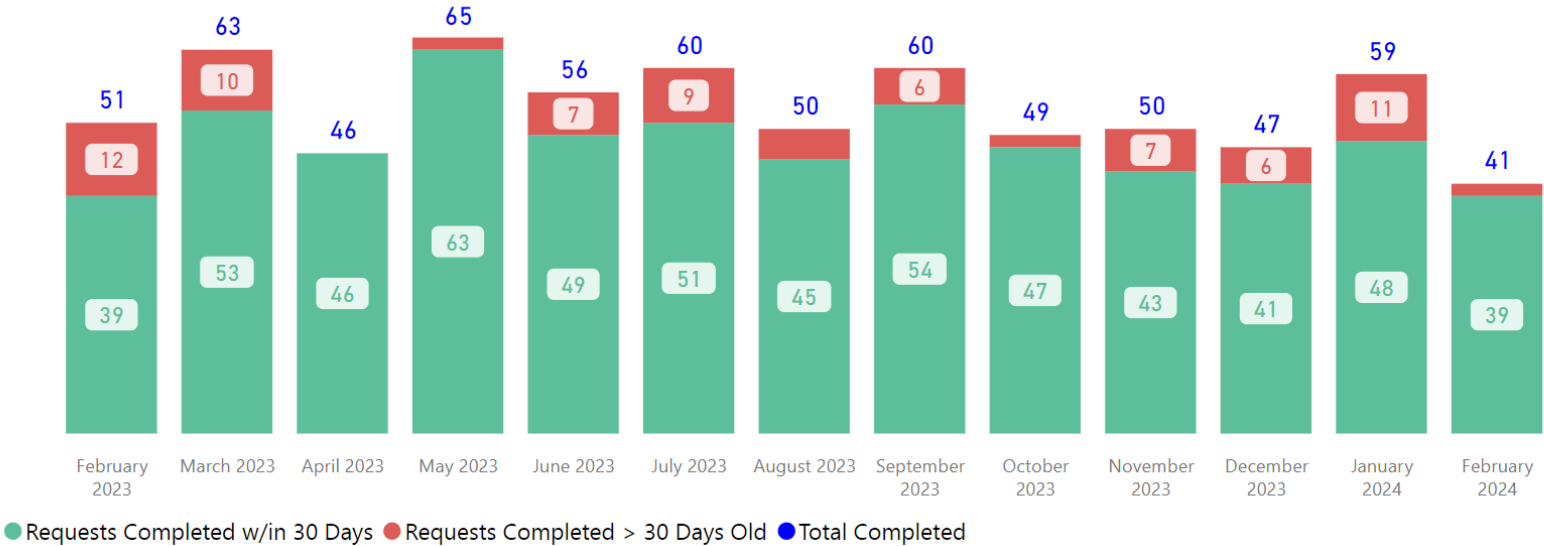
21.26

Total TAT (Rec'd-Compl.) Avg

20.98

Assigned TAT (Asgmt.-Compl.) Avg

Requests Completed



Received to Complete

697

Requests Completed


79

Requests Completed > 30 Days Old

11.33 %

% Completed > 30 Days Old

Requests more than 30 days old are considered to be backlogged requests



Service

CSU VEB

▼

Priority Type

All

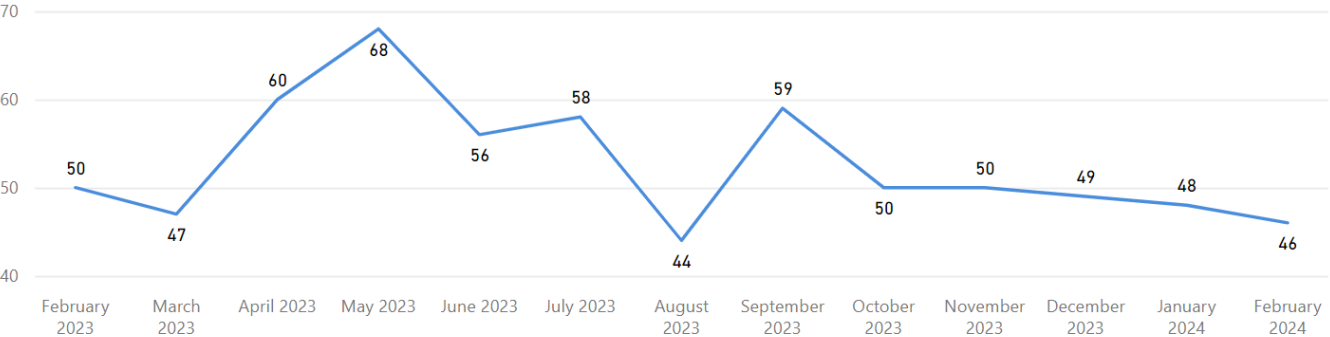
▼

Received Filter

2/1/2023

2/29/2024

Received by Month



Total Received

685

Received per Month (Avg)*

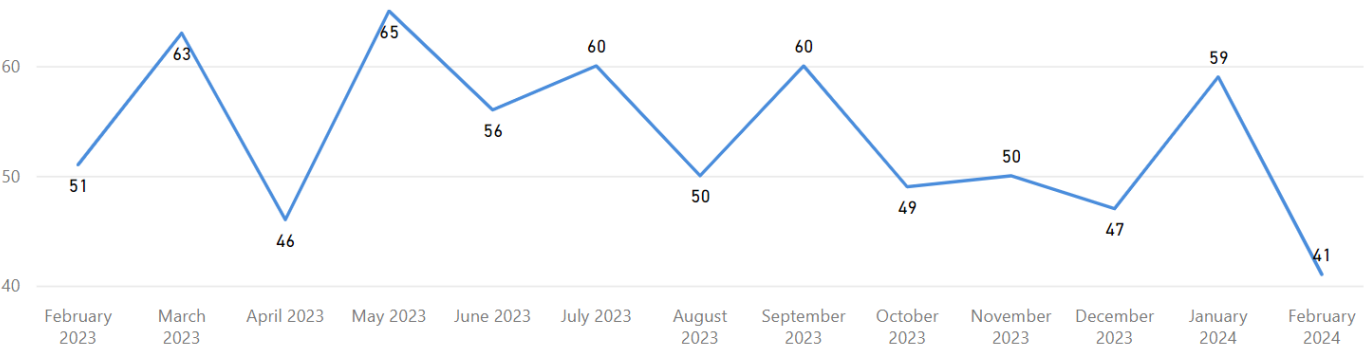
53

Completed Filter

2/1/2023

2/29/2024

Completed by Month



Total Completed

697

Completed per Month (Avg)*

54

* months with zero activity are not calculated into the average