




# March 2024 Operations Data



# March 2024 Company Overview



## HFSC Turnaround Time (TAT)

### TAT Date Range\*

Porter Lee

Justice Trax

3/1/2024

3/31/2024

3/1/2024

3/31/2024

### Analysis TAT

**24**

### Overall TAT

**94**

\* Both Porter Lee and Justice Trax date ranges MUST be set to the same date range

## Backlog

Number of Requests  
Backlogged

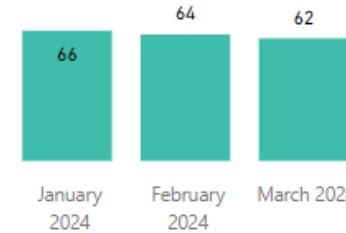
**4,760**

% of Requests in  
Backlog

**19.1%**

## Avg Age of Open Requests

### Avg Age of Open Request...



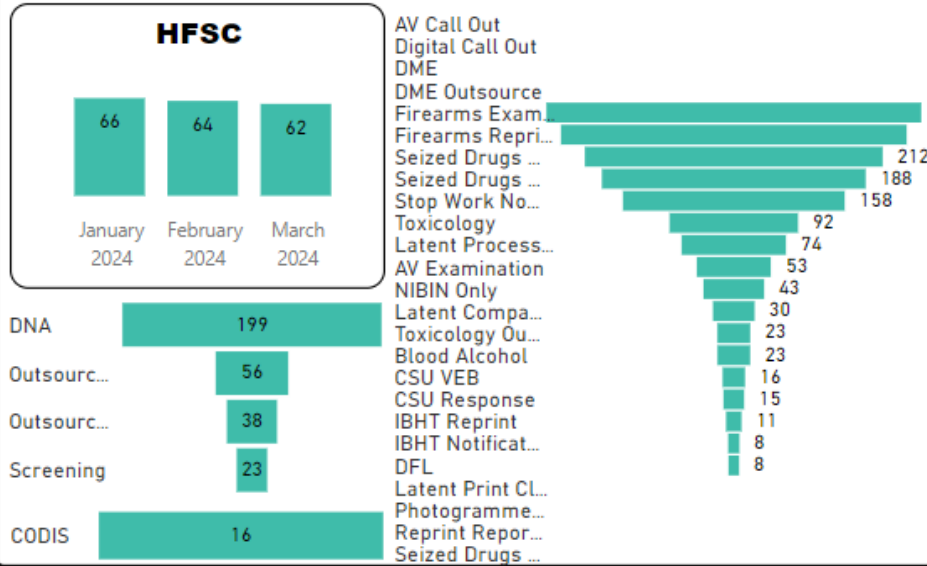
% Decrease in  
Avg Age of Open  
Requests\*

**41.4%**

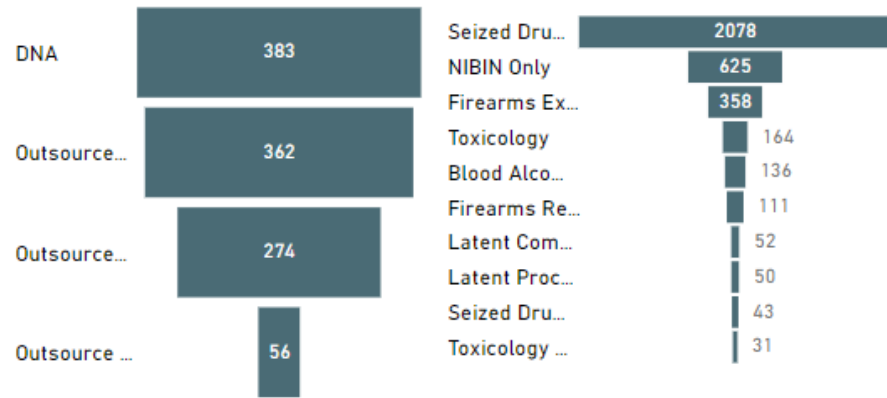
\* compared to beginning of performance year

# March 2024 Company Overview

## Avg Age of Open Requests (Days)



## Request Backlog


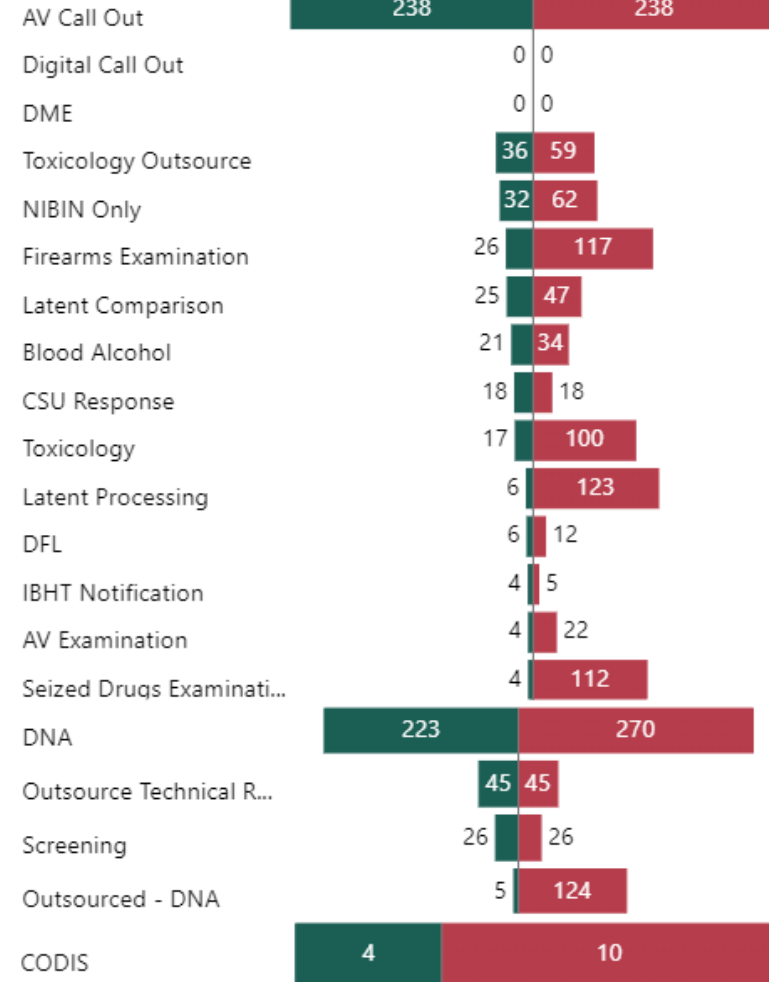


Section/Service Backlog Present if >15 requests are in the Backlog

## Turnaround Time (Past 30 Days)

### HFSC

**24** Analysis TAT | **96** Overall TAT



# Key for Dashboard Section Pages

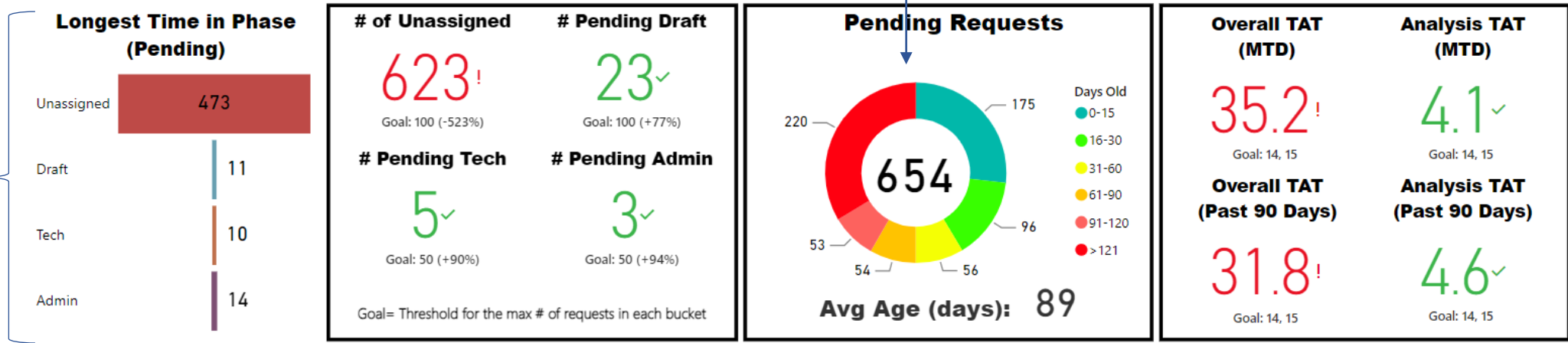
Center of ring=total pending cases  
Ring=breakdown of age for all pending cases

Type of Testing →


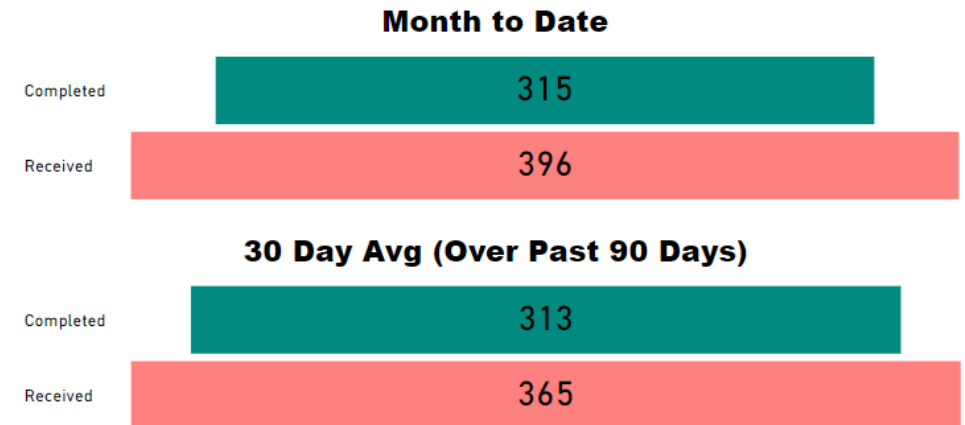
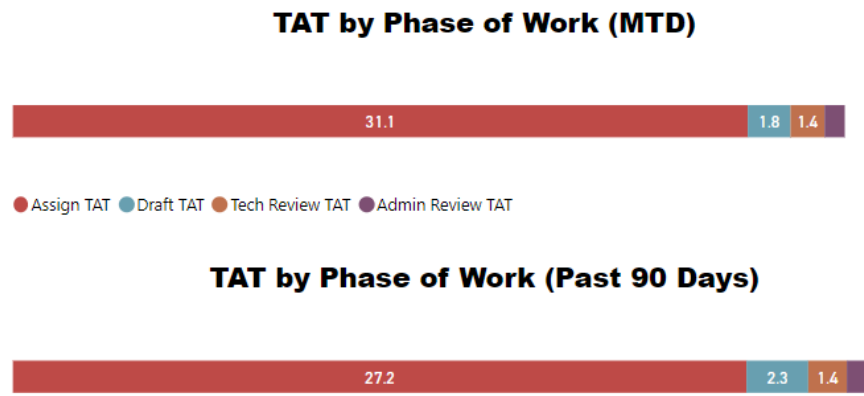
Service: **Seized Drugs Examination** | Priority Type: **All**

**Backlogged Requests: 383**  
**Avg Age of Backlog (days): 142**

Pending work



Turnaround time (days) by phase of work



TAT= Turnaround Time    MTD= Month to date    Backlogged Requests = Requests open over 30 days

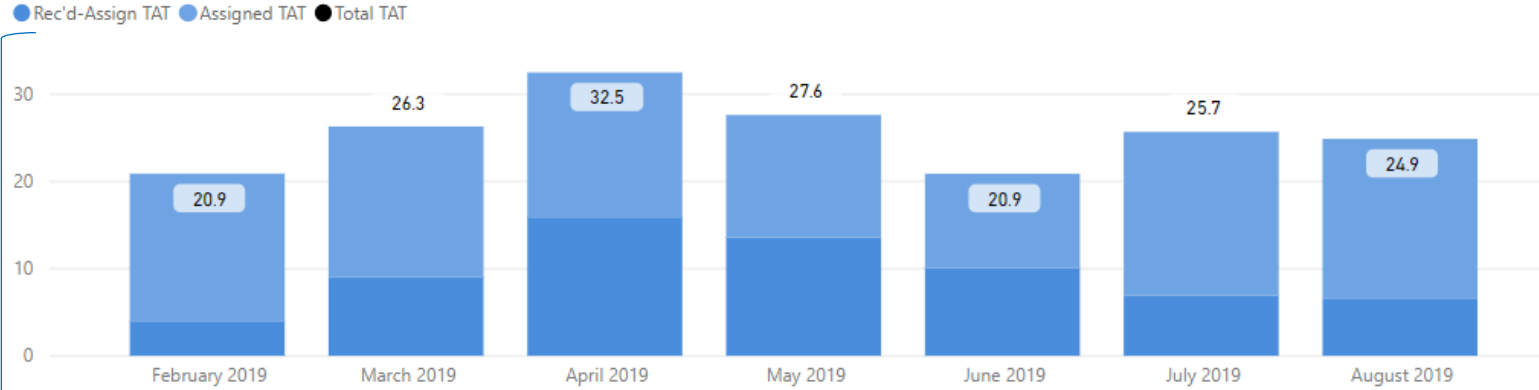
# Key for Dashboard Historical Pages 1/2

## Date Range

8/1/2018

8/31/2019

## Total TAT by Month



Type of testing

### Request Type

Firearms Examination

Priority Type: All

Report type

## Selected Time Frame Averages

**26.11**  
Total TAT (Rec'd-Compl.) Avg

**16.08**  
Assigned TAT (Asgmt.-Compl.) Avg

Overall average for the selected date range

### Received to Complete

**238**  
Requests Completed


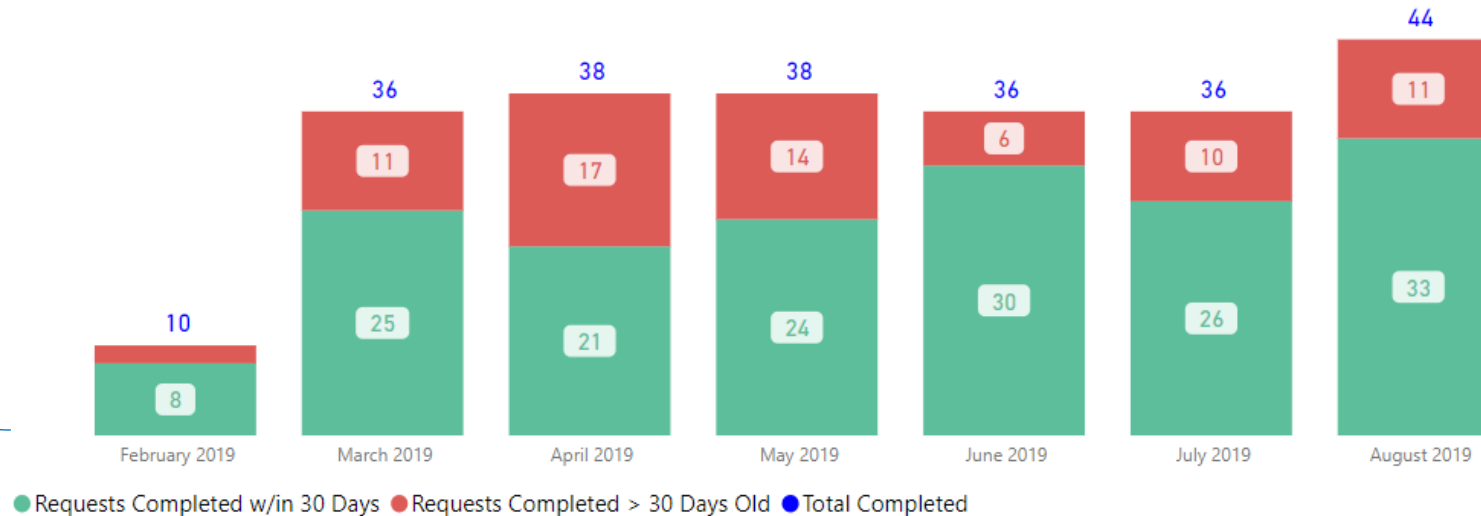
**71**  
Requests Completed > 30 Days Old

**29.83 %**  
% Completed > 30 Days Old

Requests more than 30 days old are considered to be backlogged requests

Data broken down by month

## Requests Completed



TAT= Turnaround Time

# Key for Dashboard Historical Pages 2/2

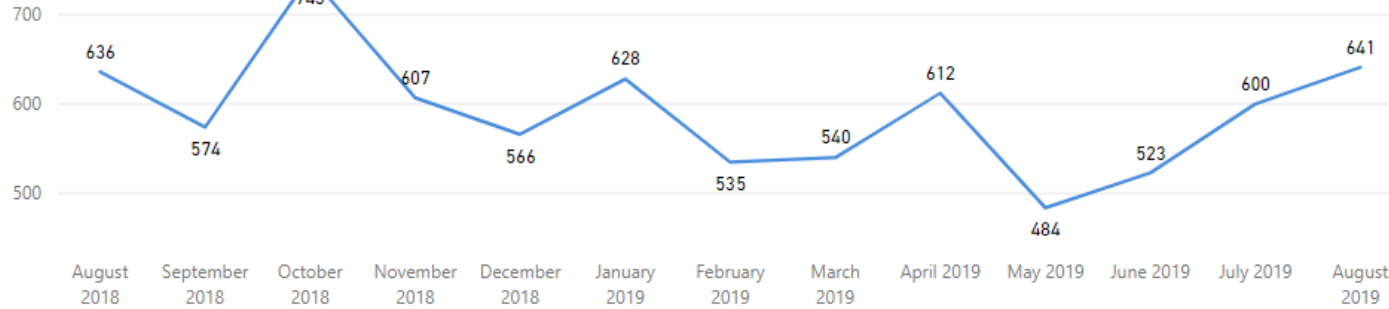
Type of testing

Service: Seized Drugs Examination  
Priority Type: All

Report type

**Received Filter**  
8/1/2018 8/31/2019

## Received by Month



## Total Received

7,689

Received per Month (Avg)\*

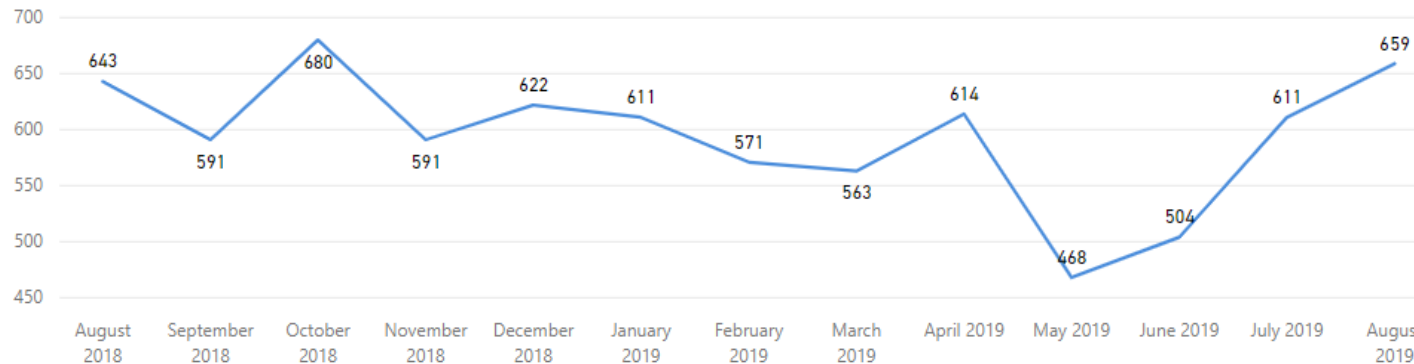
591

Overall average for the selected date range

Data broken down by month

**Completed Filter**  
8/1/2018 8/31/2019

## Completed by Month



## Total Completed

7,728

Completed per Month (Avg)\*


594

Overall average for the selected date range



\* months with zero activity are not calculated into the average

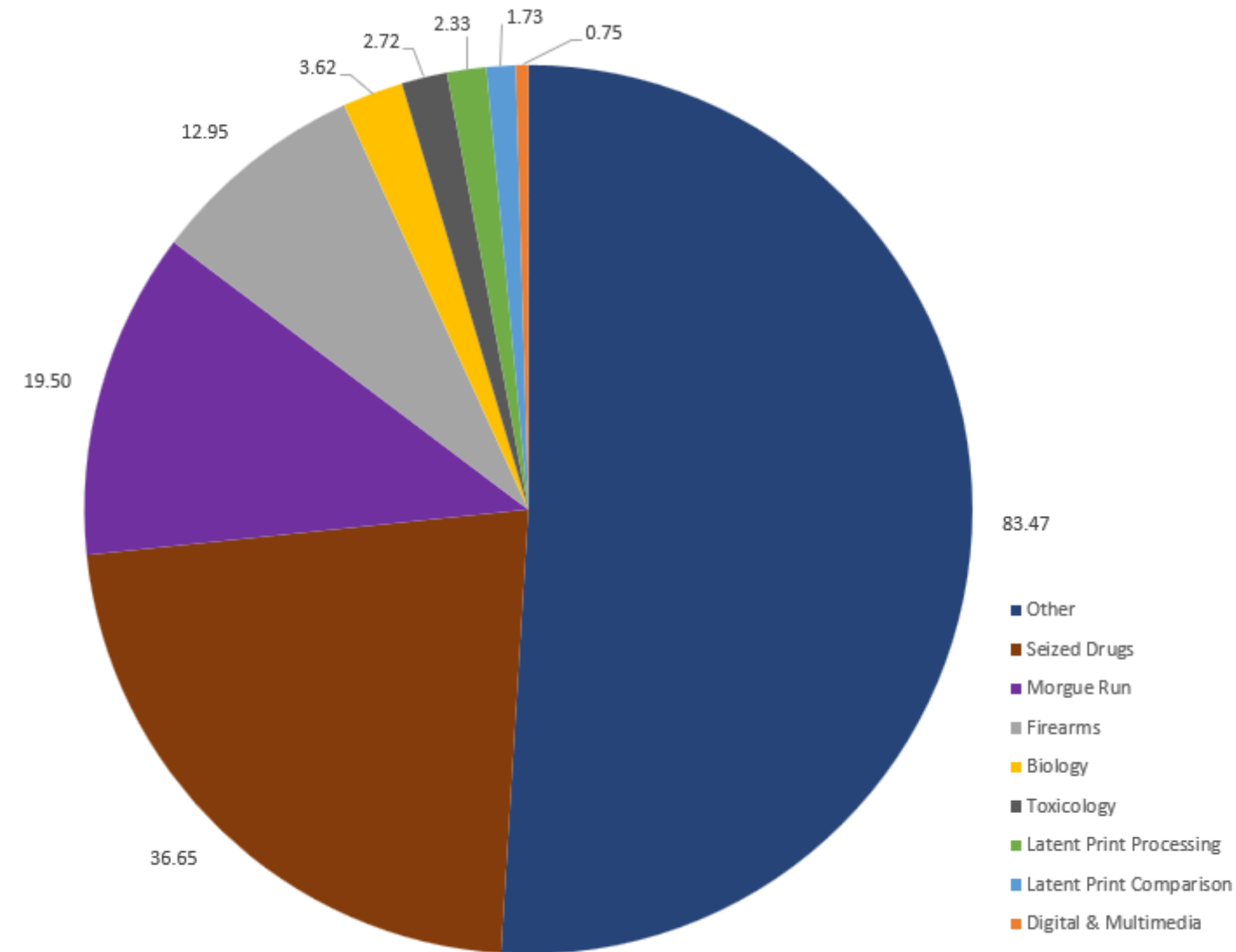
# Client Services and Case Management (CS/CM)



# CS/CM – March

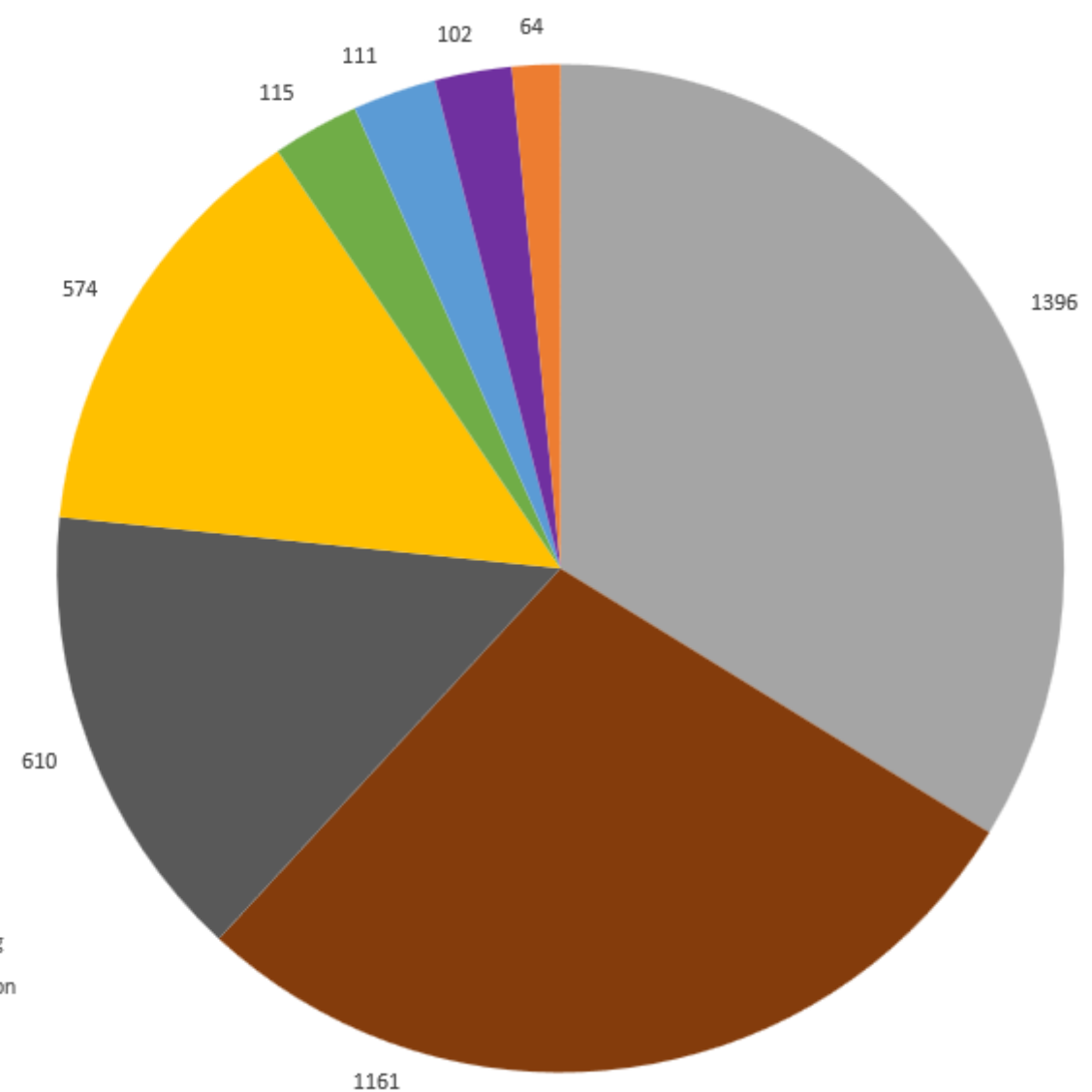
## Total Time by Section (Hours)

See Time Categories by Section slide for breakdown



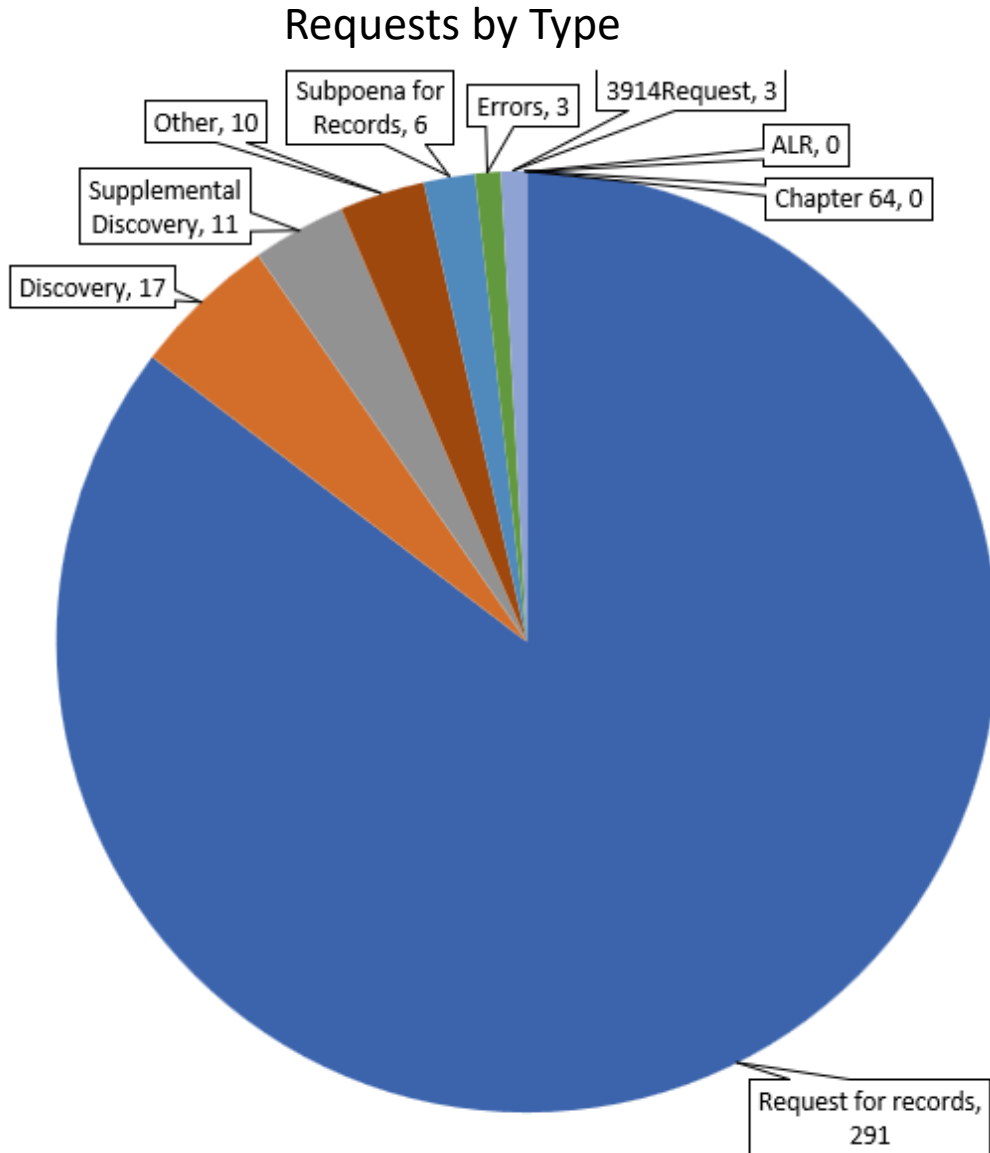
# Evidence Handling

## Total Items by Section



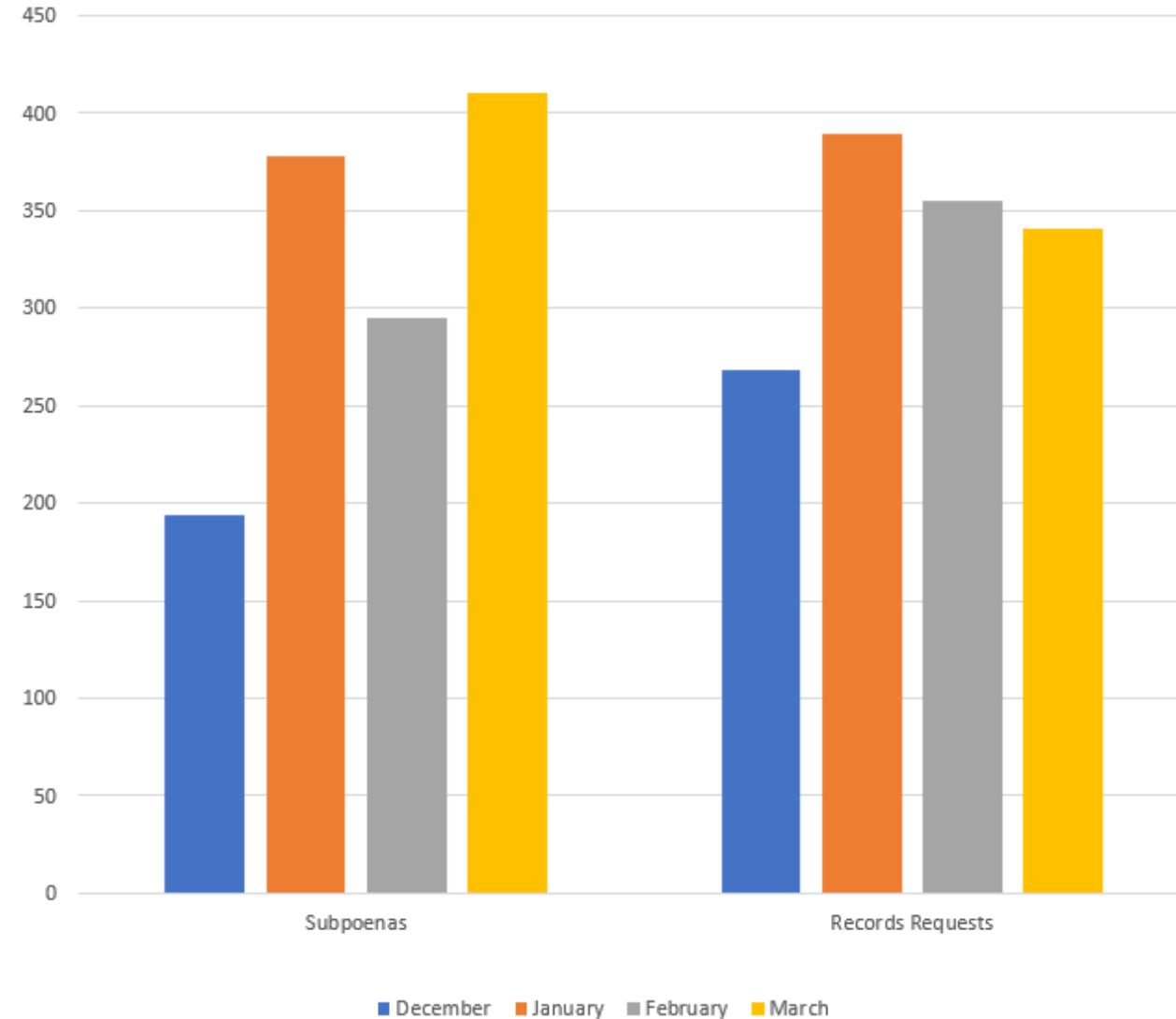


# CS/CM – March



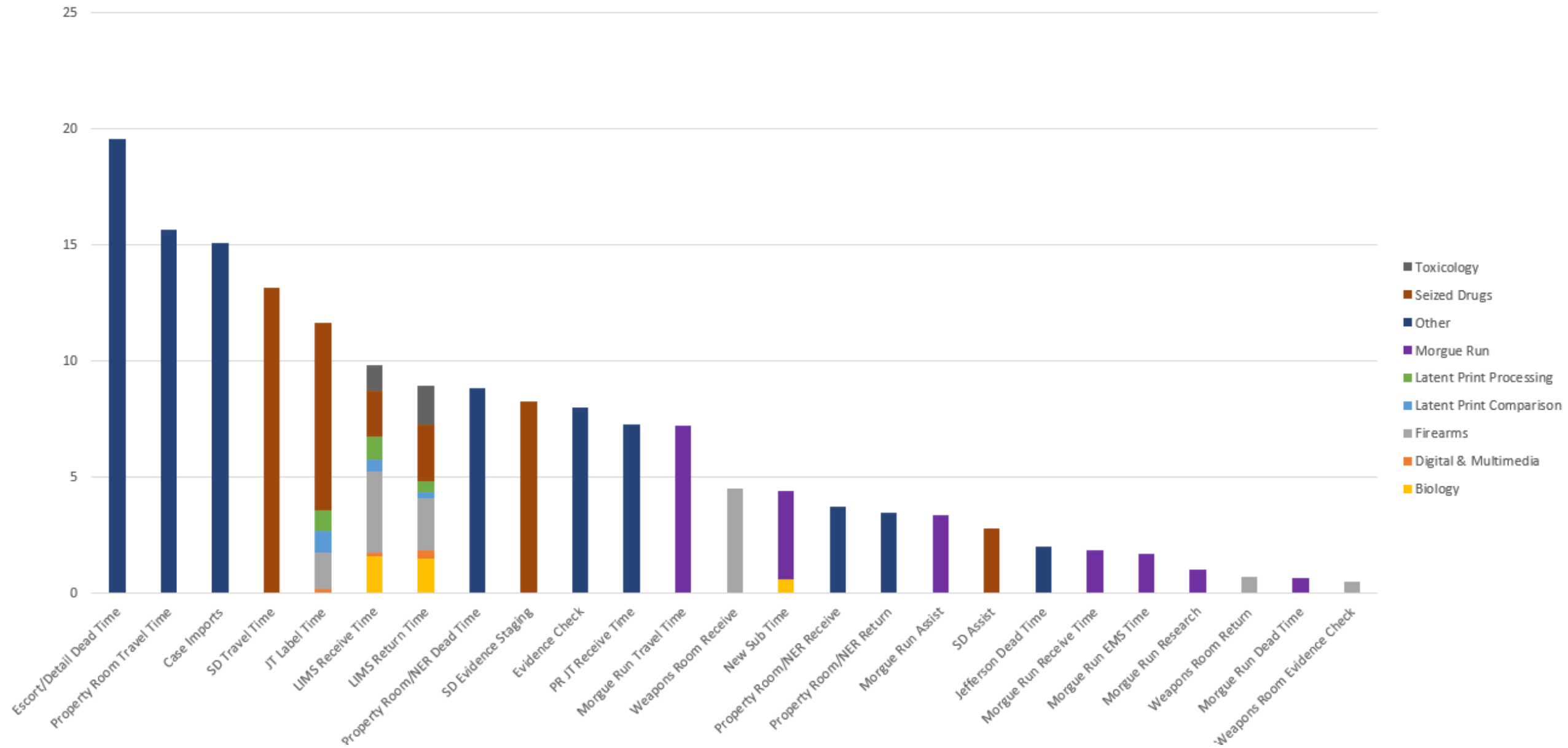
# Administrative

### Subpoenas & Records Requests



# Time Categories – March

# Evidence Handling



Service

CSCM Tax Accession

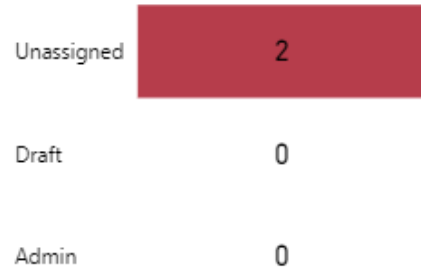
Priority Type

All

Backlogged Requests: 0

Avg Age of Backlog (days): (Blank)

Longest Time in Phase (Pending)



# of Unassigned

8✓

Goal: 150 (+94.67%)

# Pending Draft

0✓

Goal: 3 (+100%)


# Pending Admin

0✓

Goal: 60 (+100%)

Goal= Threshold for the max # of requests in each bucket

Pending Requests



Avg Age (days): 2

Overall TAT (MTD)

1.0✓

Goal: 5, 10

Overall TAT (Past 90 Days)

1.1✓

Goal: 5, 10

Accessioning TAT (MTD)

0.9✓

Goal: 5, 10

Accessioning TAT (Past 90 Days)

1.0✓

Goal: 5, 10

Accessioning TAT is TAT for request received to assigned.

TAT by Phase of Work (MTD)



● Assign TAT ● Draft TAT ● Admin Review TAT

TAT by Phase of Work (Past 90 Days)



Month to Date

Completed

305

Received

308


30 Day Avg (Over Past 90 Days)

Completed

304

Received

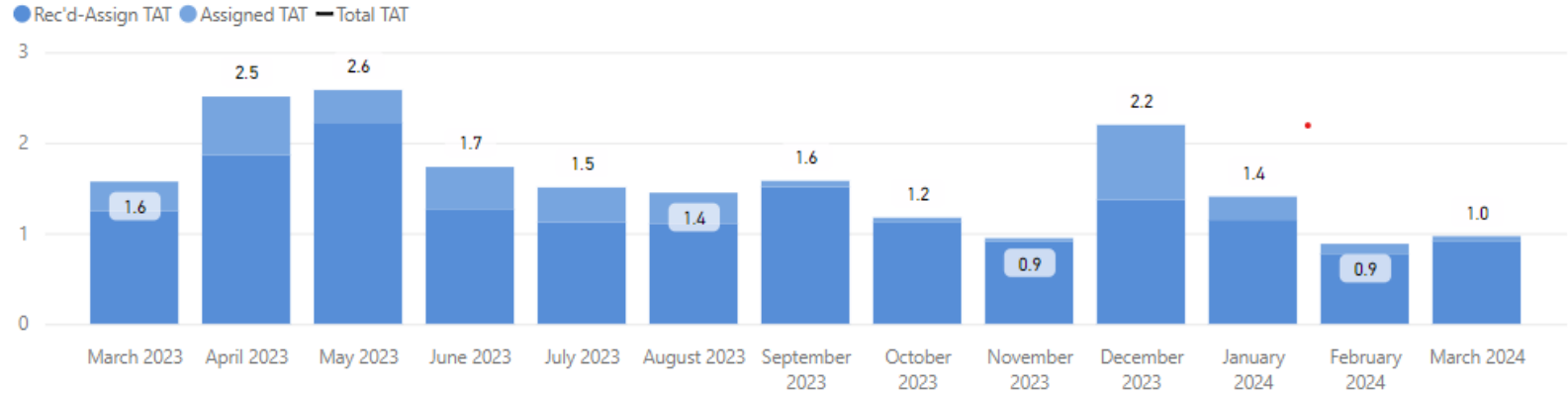
306



**Date Rang** ☰ ☒ ⋮

3/1/2023 3/31/2024

**Total TAT by Month**



**Request Type**

CSCM Tox Accession

Priority Type

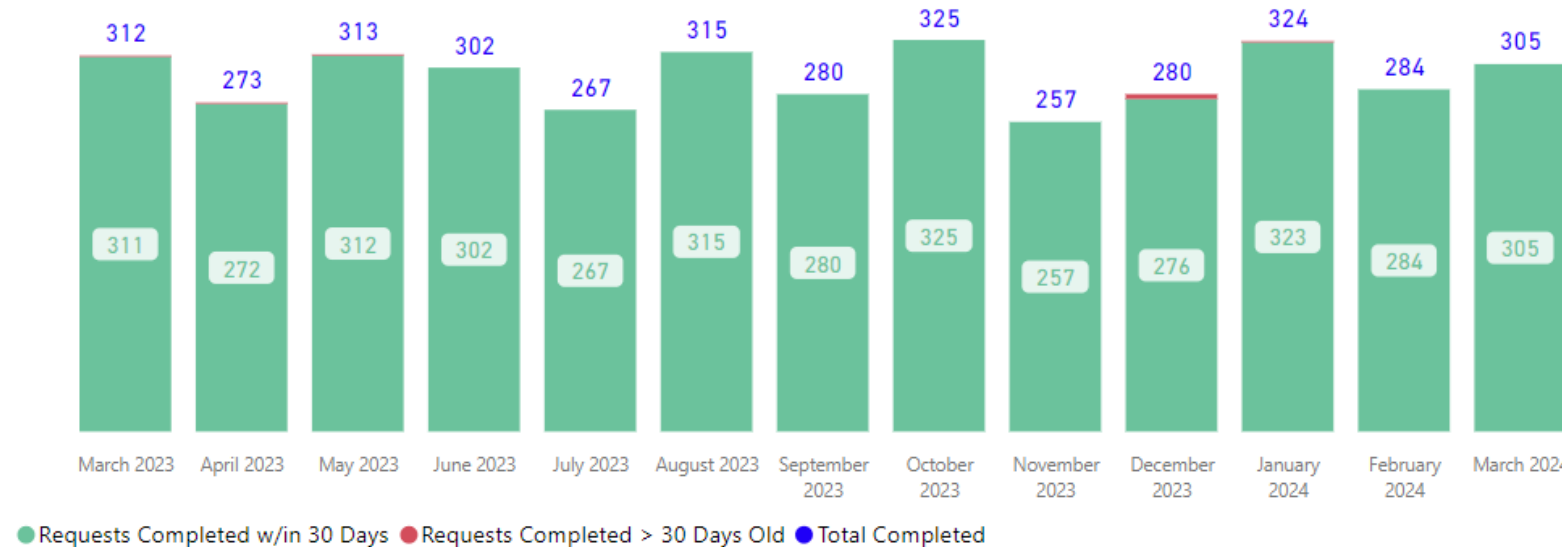
All

**Selected Time Frame Averages**

**1.58**  
Total TAT (Rec'd-Compl.) Avg

**0.30**  
Assigned TAT (Asgmt.-Compl.) Avg

**Requests Completed**




**Received to Complete**

**3837**  
Requests Completed

**8**  
Requests Completed > 30 Days Old

**0.21 %**  
% Completed > 30 Days Old

Requests more than 30 days old are considered to be backlogged requests



Service

Priority Type

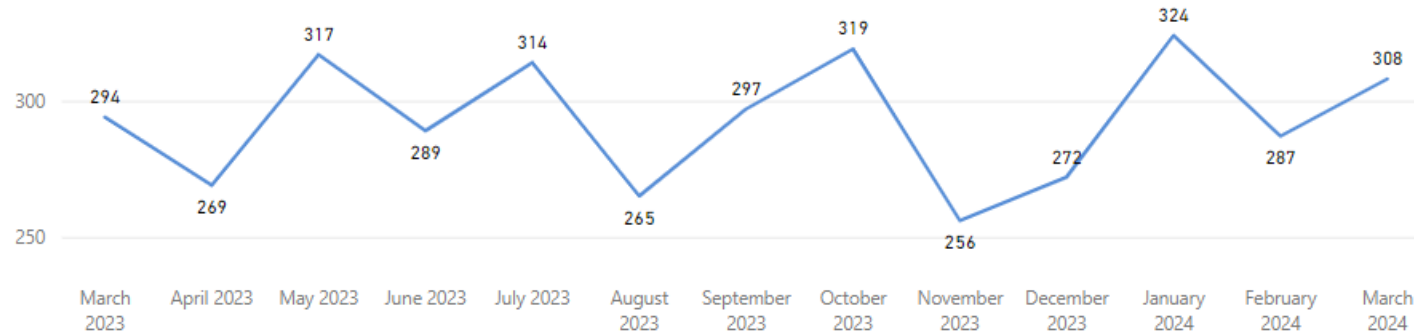
CSCM Tax Accession

All

**Received Filter**

3/1/2023 3/31/2024

**Received by Month**



**Total Received**

**3,811**

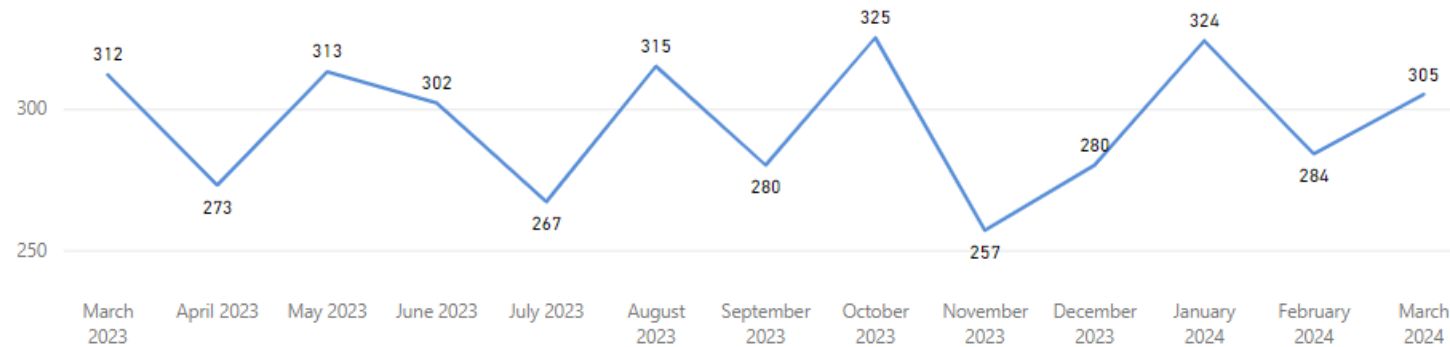
**Received per Month (Avg)\***

**293**

**Completed Filter**

3/1/2023 3/31/2024

**Completed by Month**




**Total Completed**

**3,837**

**Completed per Month (Avg)\***

**295**

**\* months with zero activity are not calculated into the average**



Service: **CSCM Tax Rejection** | Priority Type: **All** | Backlogged Requests: **0** | Avg Age of Backlog (days): **(Blank)**


Longest Time in Phase (Pending)		# of Unassigned	# Pending Draft	Pending Requests		Overall TAT (MTD)	Accessioning TAT (MTD)
Unassigned	0	0 ✓ Goal: 3 (+100%)	0 ✓ Goal: 5 (+100%)	0	Avg Age (days): (Blank)	0.3 ✓ Goal: 5, 10	0.0 ✓ Goal: 5, 10
Draft	0	# Pending Admin				Overall TAT (Past 90 Days)	Accessioning TAT (Past 90 Days)
Admin	0	0 ✓ Goal: 10 (+100%)				4.5 ✓ Goal: 5, 10	0.0 ✓ Goal: 5, 10

Goal= Threshold for the max # of requests in each bucket


Days Old: 0-15, 16-30, 31-60, 61-90, 91-120, >121

Accessioning TAT is TAT for request received to assigned.

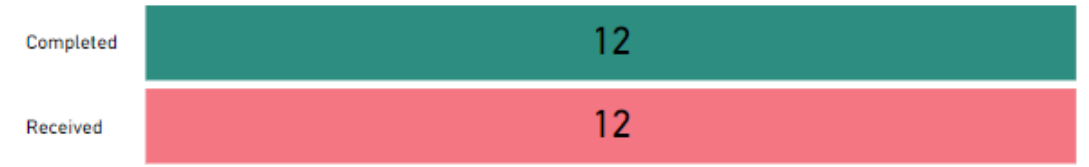
**TAT by Phase of Work (MTD)**



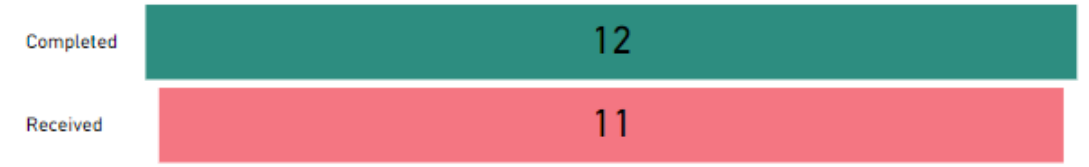
**TAT by Phase of Work (Past 90 Days)**



**Month to Date**



**30 Day Avg (Over Past 90 Days)**



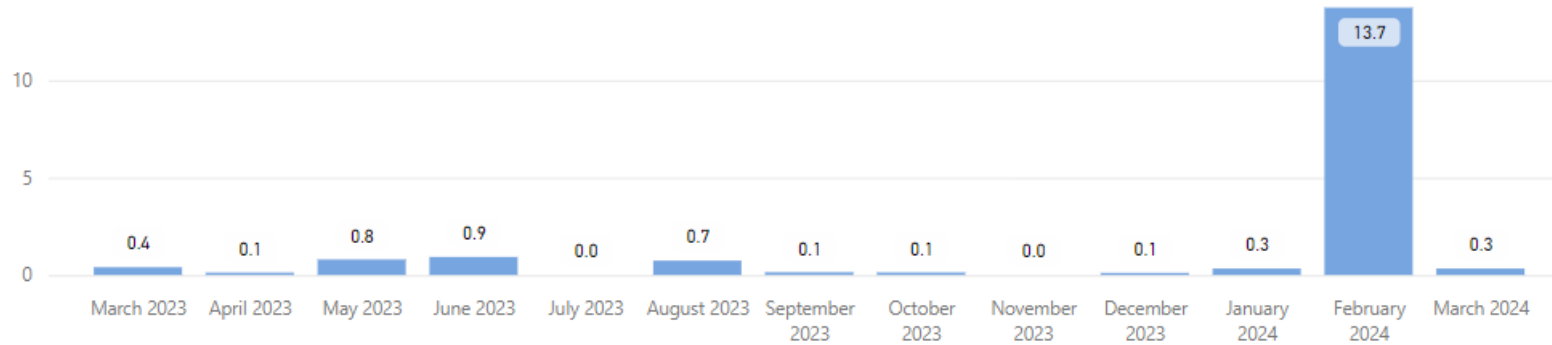
**Date Rang** ☰ 🗨 ⋮

3/1/2023

3/31/2024

**Total TAT by Month**

● Rec'd-Assign TAT ● Assigned TAT — Total TAT



**Request Type**

CSCM Tax Rejection ▼

Priority Type

All ▼

**Selected Time Frame Averages**

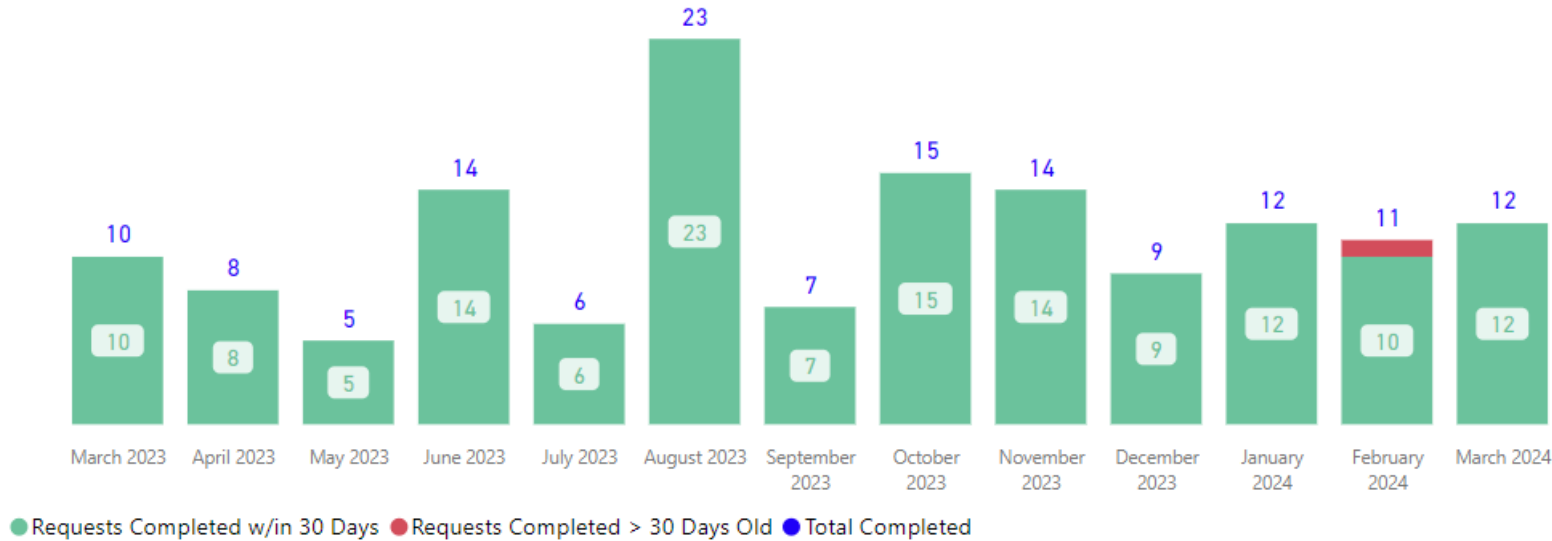
1.38

**Total TAT (Rec'd-Compl.) Avg**

1.38

**Assigned TAT (Asgmt.-Compl.) Avg**

**Requests Completed**



**Received to Complete**

146

Requests Completed


1

Requests Completed > 30 Days Old

0.68 %

% Completed > 30 Days Old

Requests more than 30 days old are considered to be backlogged requests



Service

CSCM Tax Rejection

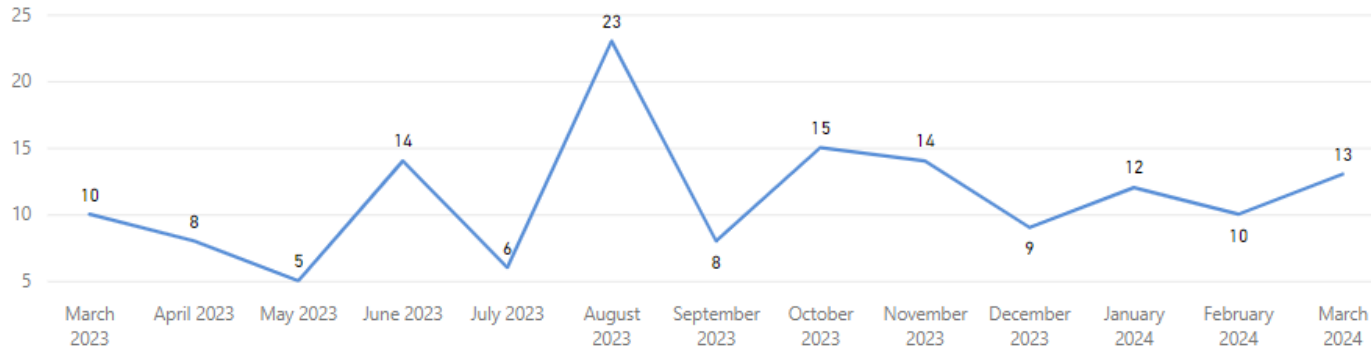
Priority Type

All

Received Filter

3/1/2023 3/31/2024

Received by Month



Total Received

147

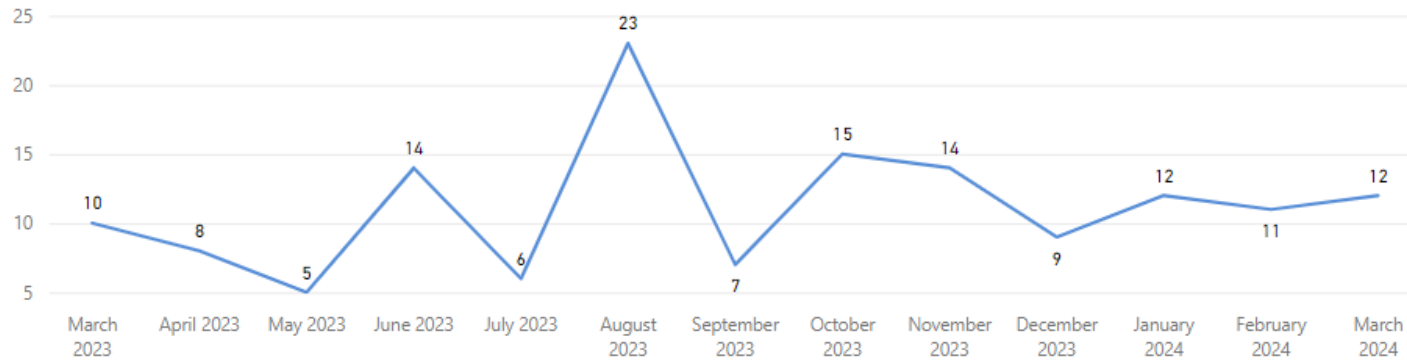
Received per Month (Avg)\*

11

Completed Filter

3/1/2023 3/31/2024

Completed by Month




Total Completed

146

Completed per Month (Avg)\*


11

\* months with zero activity are not calculated into the average





# Seized Drugs



Service

Seized Drugs Examination

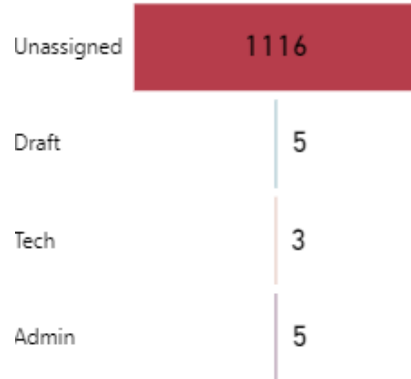
Priority Type

All

Backlogged Requests: 2064

Avg Age of Backlog (days): 222

Longest Time in Phase (Pending)



# of Unassigned

2439!

Goal: 100 (-2339%)

# Pending Draft

1✓

Goal: 100 (+99%)

# Pending Tech

17✓

Goal: 50 (+66%)

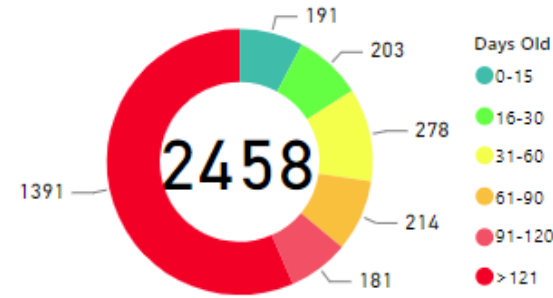
# Pending Admin

1✓

Goal: 50 (+98%)

Goal= Threshold for the max # of requests in each bucket

Pending Requests



2458

Avg Age (days): 189

Overall TAT (MTD)

143.8!

Goal: 14, 15

Overall TAT (Past 90 Days)

131.0!

Goal: 14, 15

Analysis TAT (MTD)

4.7✓

Goal: 14, 15

Analysis TAT (Past 90 Days)

5.2✓

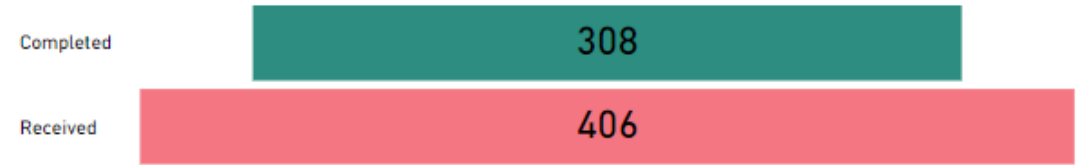
Goal: 14, 15

TAT by Phase of Work (MTD)

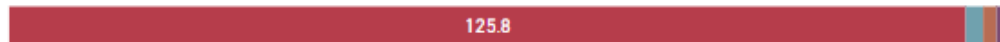


Assign TAT Draft TAT Tech Review TAT Admin Review TAT


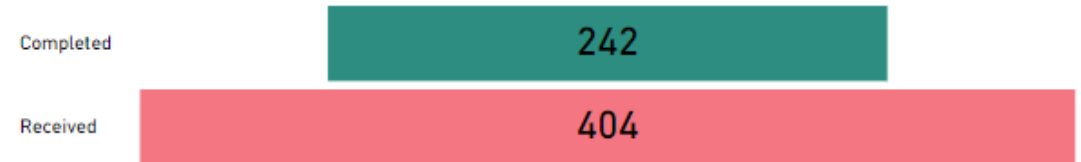
Month to Date



TAT by Phase of Work (Past 90 Days)



30 Day Avg (Over Past 90 Days)



Service

Seized Drugs Examination

Priority Type

Mari

Backlogged Requests: 301

Avg Age of Backlog (days): 264

Longest Time in Phase (Pending)

Unassigned 1116

Draft 0

Tech 0

Admin 0

# of Unassigned

361!

Goal: 100 (-261%)

# Pending Draft

0✓

Goal: 100 (+100%)

# Pending Tech

0✓

Goal: 50 (+100%)

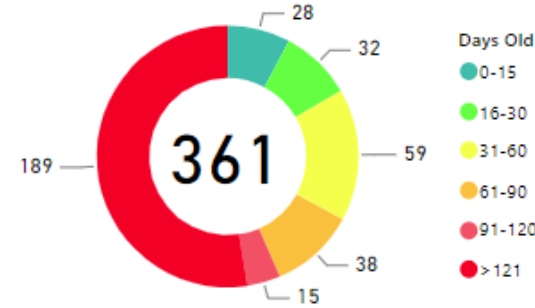
# Pending Admin

0✓

Goal: 50 (+100%)

Goal= Threshold for the max # of requests in each bucket

Pending Requests



Avg Age (days): 223

Overall TAT (MTD)

334.4!

Goal: 14, 15

Overall TAT (Past 90 Days)

254.5!

Goal: 14, 15

Analysis TAT (MTD)

5.9✓

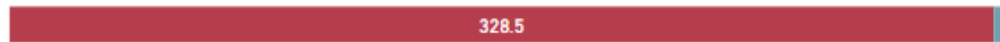
Goal: 14, 15

Analysis TAT (Past 90 Days)

7.0✓

Goal: 14, 15

TAT by Phase of Work (MTD)



● Assign TAT ● Draft TAT ● Tech Review TAT ● Admin Review TAT

Month to Date



Completed 68

Received 60

TAT by Phase of Work (Past 90 Days)




247.5

30 Day Avg (Over Past 90 Days)



Completed 44

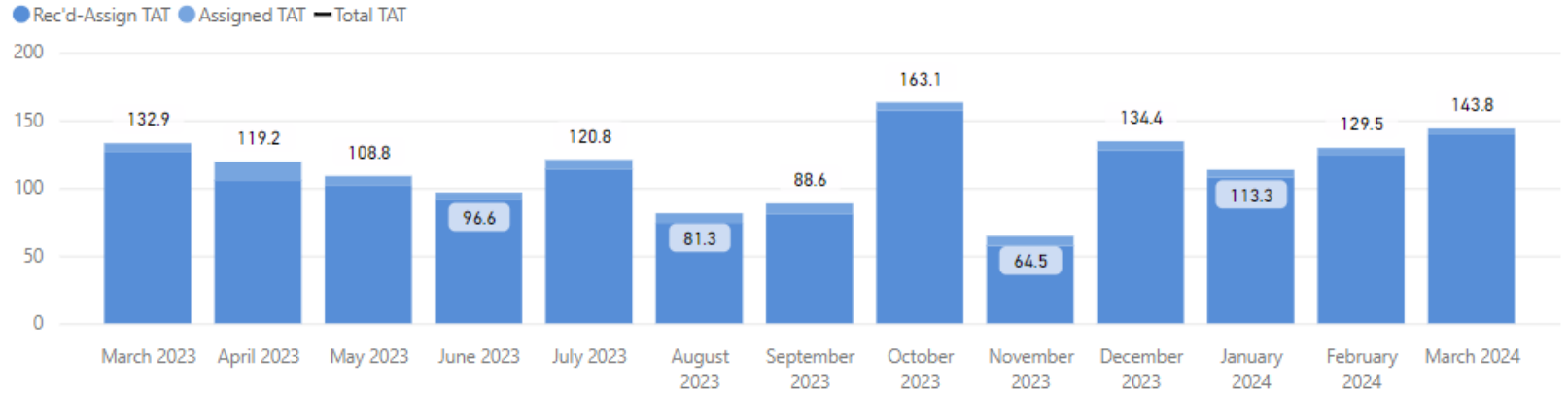
Received 63



### Date Range

3/1/2023 3/31/2024

### Total TAT by Month



### Request Type

Seized Drugs Examination

Priority Type

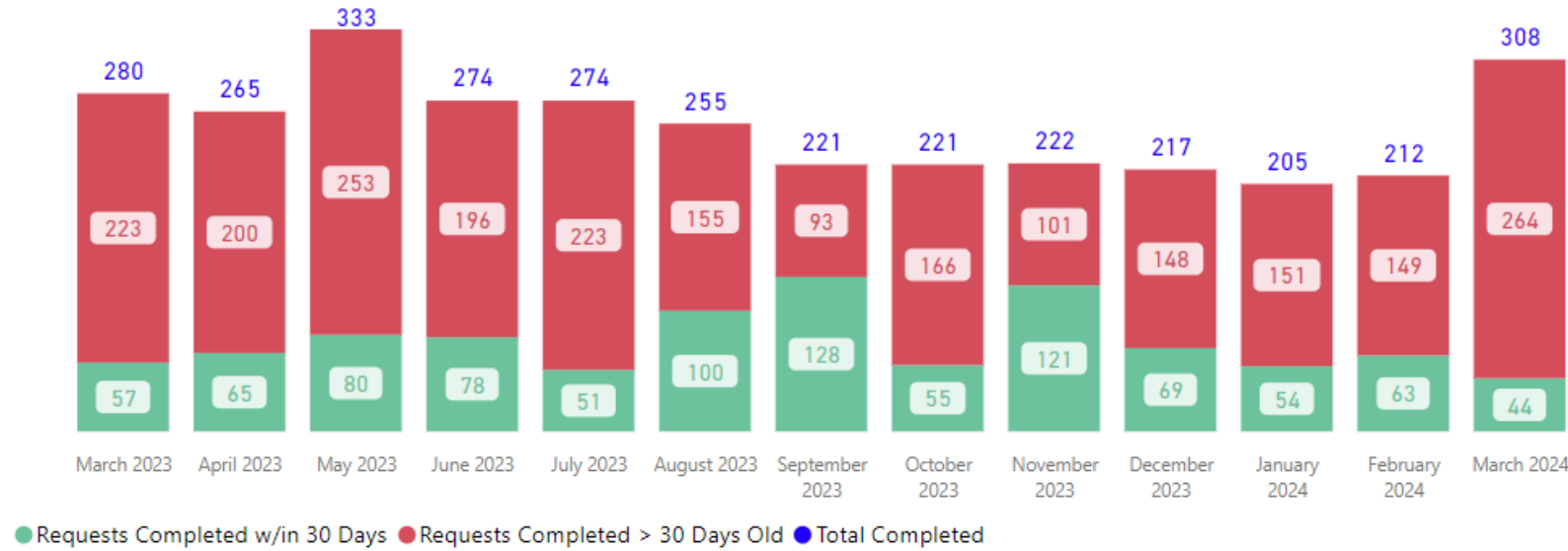
All

### Selected Time Frame Averages

**115.42**  
Total TAT (Rec'd-Compl.) Avg

**7.03**  
Assigned TAT (Asgmt.-Compl.) Avg

### Requests Completed




### Received to Complete

**3287**  
Requests Completed

**2322**  
Requests Completed > 30 Days Old

**70.64 %**  
% Completed > 30 Days Old

Requests more than 30 days old are considered to be backlogged requests



Service

Seized Drugs Examination

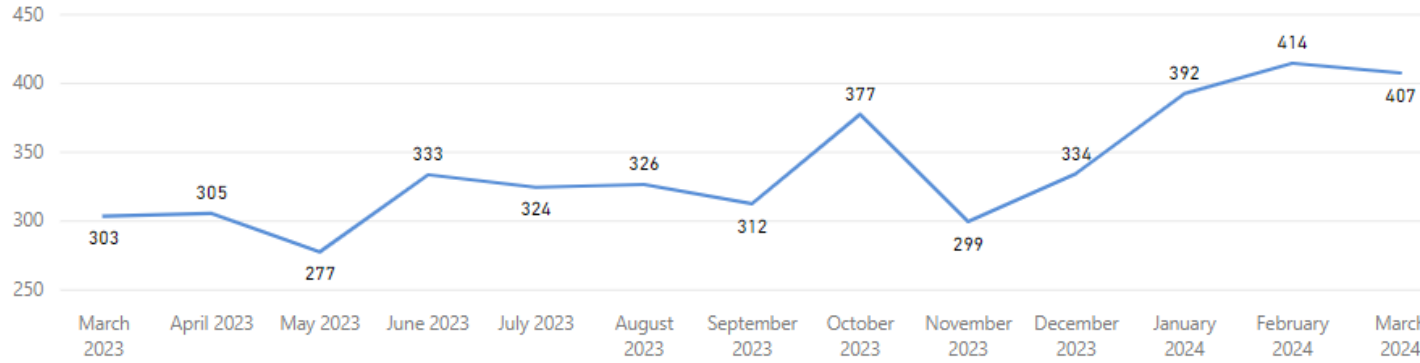
Priority Type

All

Received Filter

3/1/2023 3/31/2024

Received by Month



Total Received

4,403

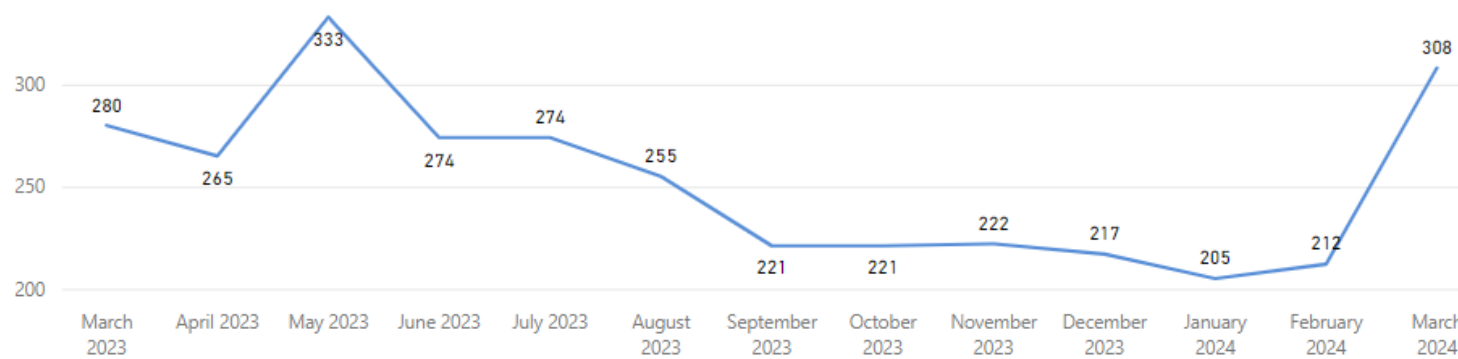
Received per Month (Avg)\*

339

Completed Filter

3/1/2023 3/31/2024

Completed by Month




Total Completed

3,287


Completed per Month (Avg)\*

253

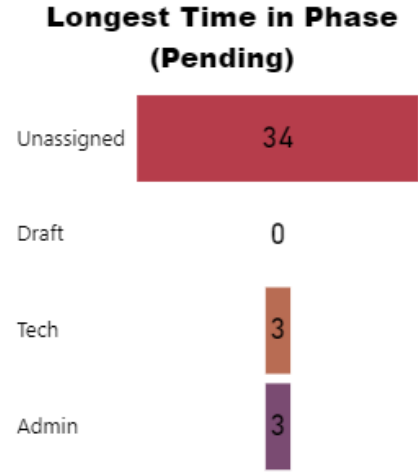
\* months with zero activity are not calculated into the average



# Toxicology

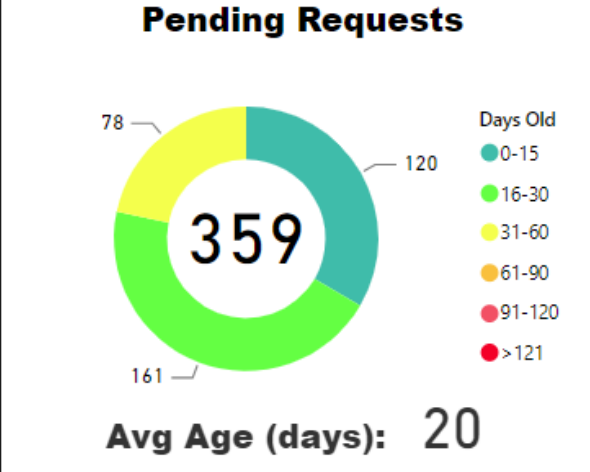


Service: **Blood Alcohol** | Priority Type: **All** | Backlogged Requests: **78** | Avg Age of Backlog (days): **34**



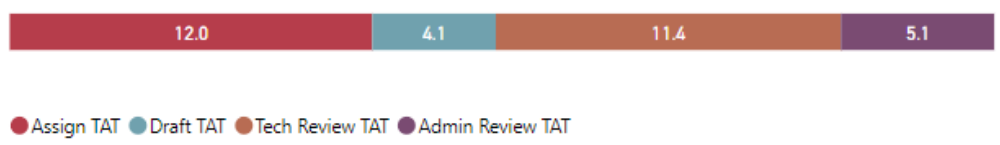
<b># of Unassigned</b> <b>289!</b> Goal: 50 (-478%)	<b># Pending Draft</b> <b>0✓</b> Goal: 120 (+100%)
<b># Pending Tech</b> <b>20✓</b> Goal: 90 (+77.78%)	<b># Pending Admin</b> <b>50✓</b> Goal: 90 (+44.44%)

Goal= Threshold for the max # of requests in each bucket




<b>Overall TAT (MTD)</b> <b>32.5!</b> Goal: 30, 31	<b>Analysis TAT (MTD)</b> <b>20.6✓</b> Goal: 30, 31
<b>Overall TAT (Past 90 Days)</b> <b>36.8!</b> Goal: 30, 31	<b>Analysis TAT (Past 90 Days)</b> <b>23.6✓</b> Goal: 30, 31

**TAT by Phase of Work (MTD)**





**Month to Date**



**TAT by Phase of Work (Past 90 Days)**



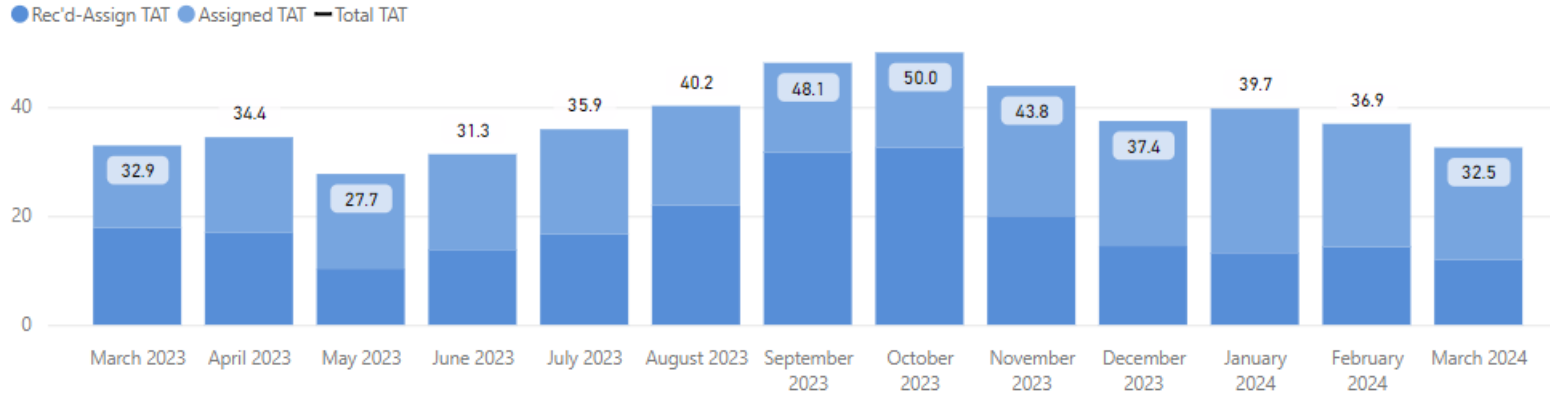
**30 Day Avg (Over Past 90 Days)**



### Date Range

3/1/2023 3/31/2024

### Total TAT by Month



### Request Type

Blood Alcohol

Priority Type

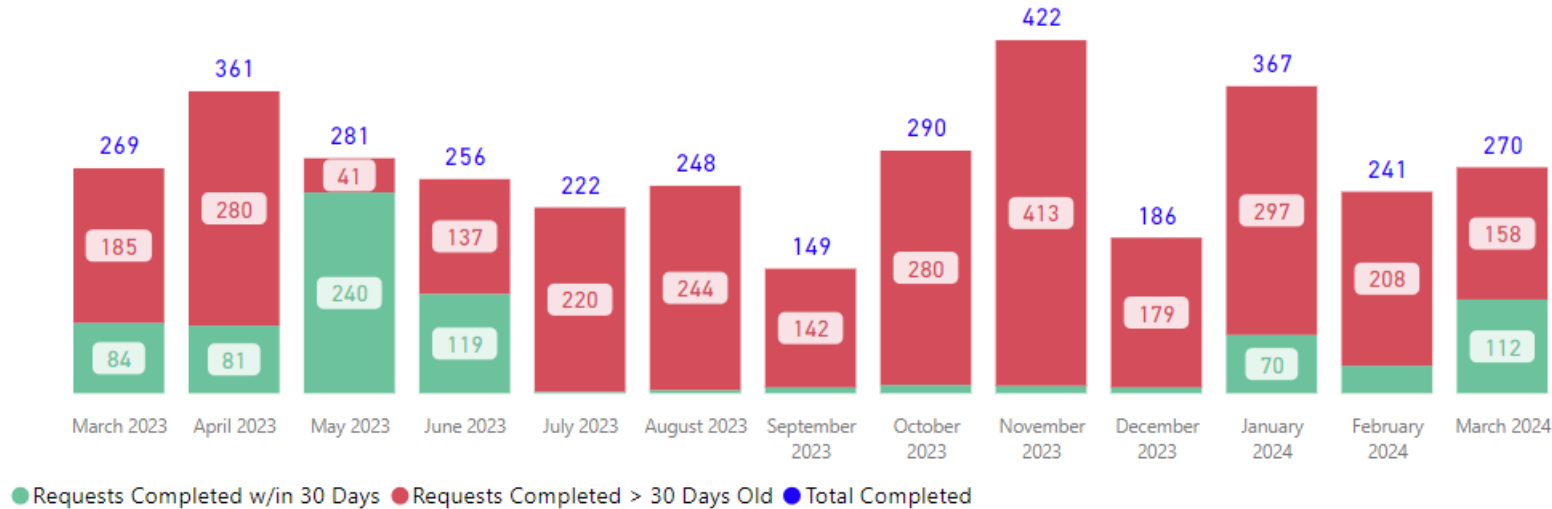
All

### Selected Time Frame Averages

**37.73**  
Total TAT (Rec'd-Compl.) Avg

**19.97**  
Assigned TAT (Asgmt.-Compl.) Avg

### Requests Completed




### Received to Complete

**3562**  
Requests Completed

**2784**  
Requests Completed > 30 Days Old

**78.16 %**  
% Completed > 30 Days Old

Requests more than 30 days old are considered to be backlogged requests





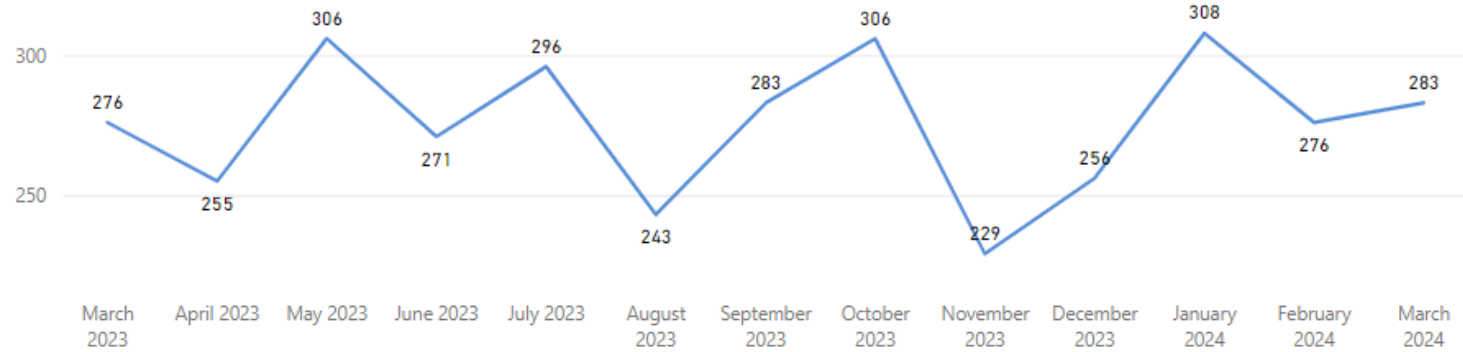
Service  Priority Type



**Received Filter**

Range slider: [ ]-----[ ]

**Received by Month**



**Total Received**

**3,588**

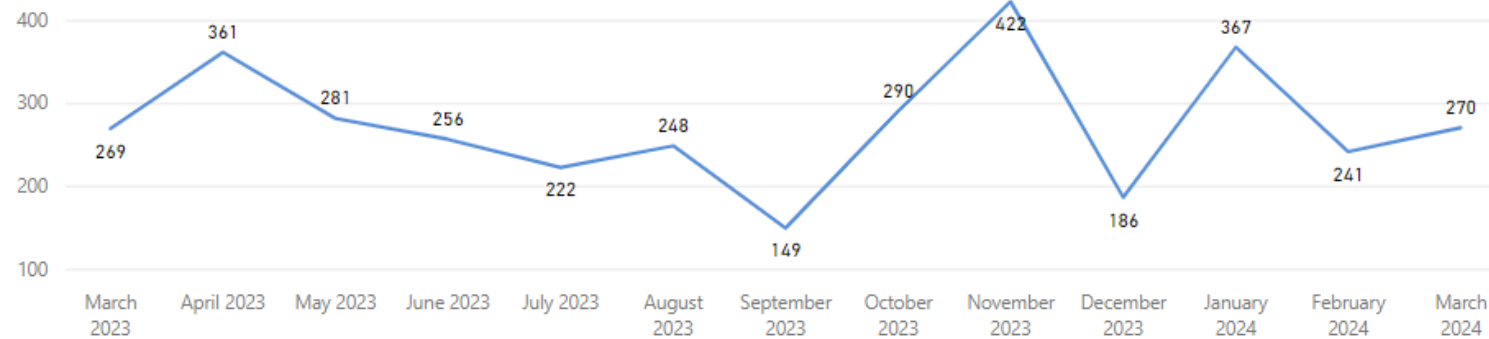
**Received per Month (Avg)\***

**276**

**Completed Filter**

Range slider: [ ]-----[ ]

**Completed by Month**




**Total Completed**

**3,562**

**Completed per Month (Avg)\***

**274**

\* months with zero activity are not calculated into the average



Service

Toxicology

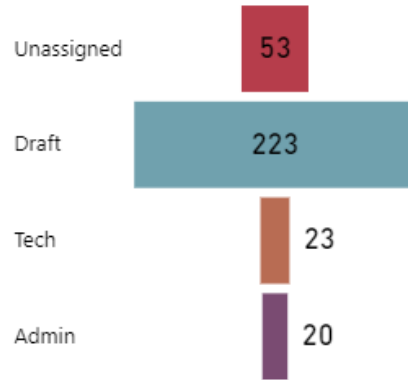
Priority Type

All

Backlogged Requests: 150

Avg Age of Backlog (days): 111

### Longest Time in Phase (Pending)



### # of Unassigned

40✓

Goal: 120 (+66.67%)

### # Pending Draft

143!

Goal: 30 (-376.67%)

### # Pending Tech

2✓

Goal: 30 (+93.33%)

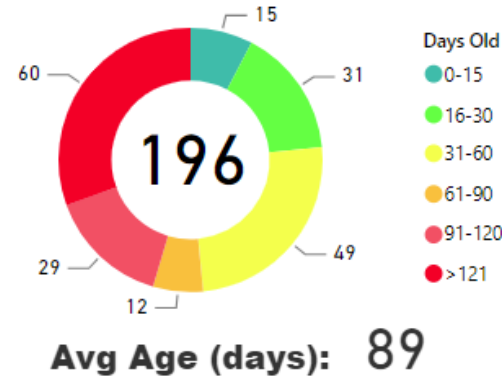
### # Pending Admin

11✓

Goal: 30 (+63.33%)

Goal= Threshold for the max # of requests in each bucket

### Pending Requests



### Overall TAT (MTD)

106.4!

Goal: 90, 91

### Overall TAT (Past 90 Days)

111.3!

Goal: 90, 91

### Analysis TAT (MTD)

18.1✓

Goal: 90, 91

### Analysis TAT (Past 90 Days)

26.4✓


Goal: 90, 91

### TAT by Phase of Work (MTD)



● Assign TAT ● Draft TAT ● Tech Review TAT ● Admin Review TAT


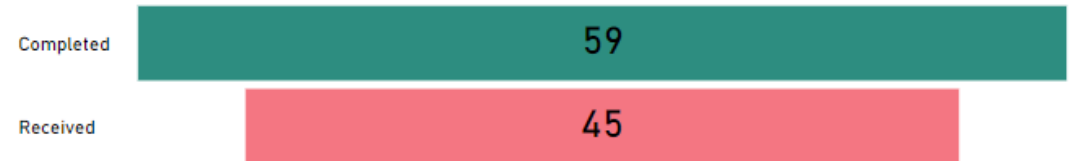
### Month to Date



### TAT by Phase of Work (Past 90 Days)



### 30 Day Avg (Over Past 90 Days)



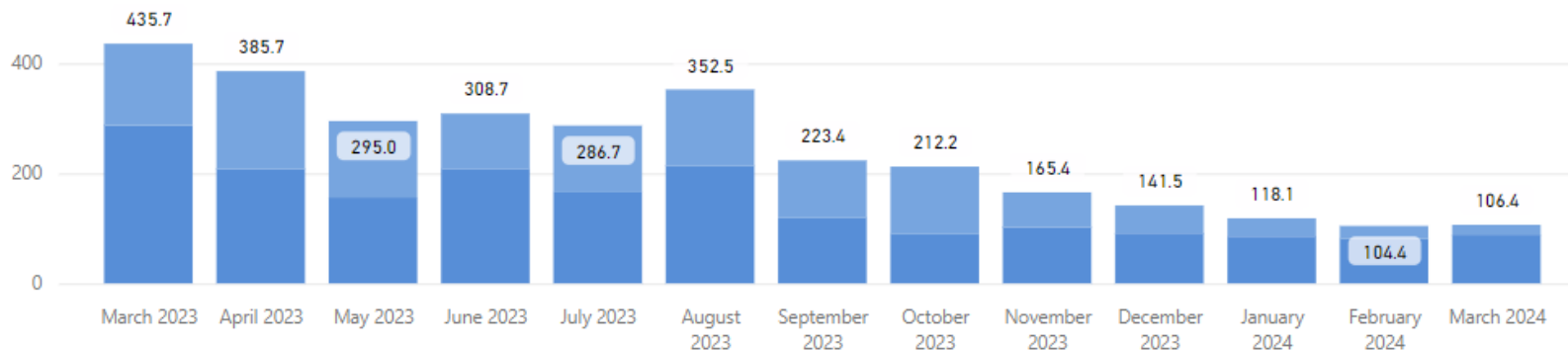
## Date Range

3/1/2023

3/31/2024

## Total TAT by Month

● Rec'd-Assign TAT ● Assigned TAT — Total TAT



## Request Type

Toxicology

Priority Type

All

## Selected Time Frame Averages

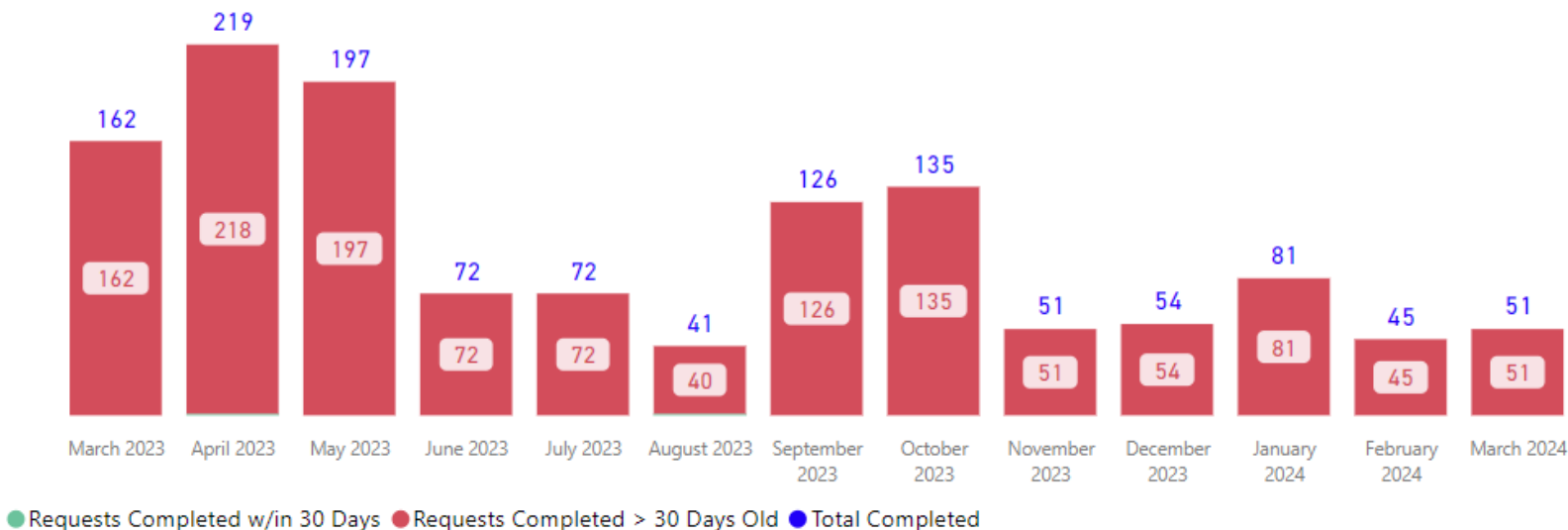
277.99

Total TAT (Rec'd-Compl.) Avg

116.86

Assigned TAT (Asgmt.-Compl.) Avg

## Requests Completed



## Received to Complete

1306

Requests Completed


1304

Requests Completed > 30 Days Old

99.85 %

% Completed > 30 Days Old

Requests more than 30 days old are considered to be backlogged requests



Service

Toxicology

Priority Type

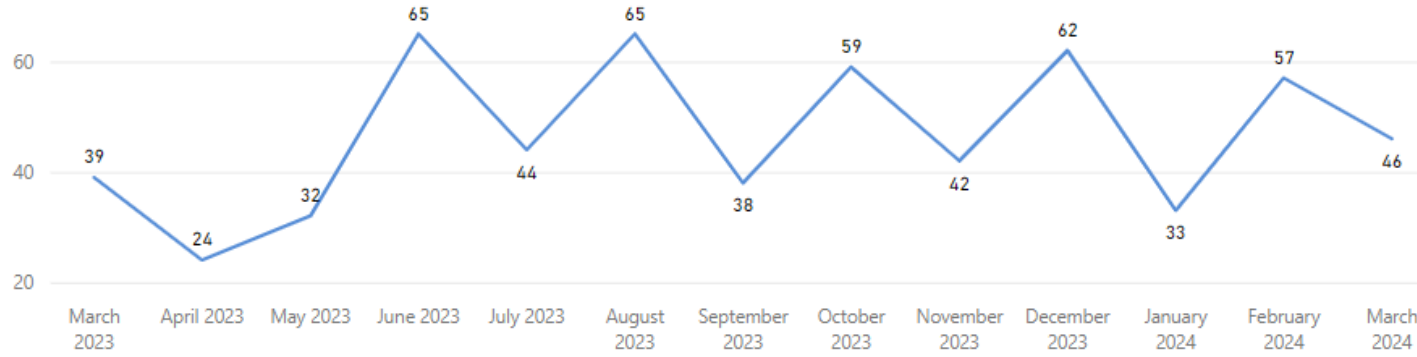
All

### Received Filter

3/1/2023

3/31/2024

### Received by Month



Total Received

606

Received per Month (Avg)\*

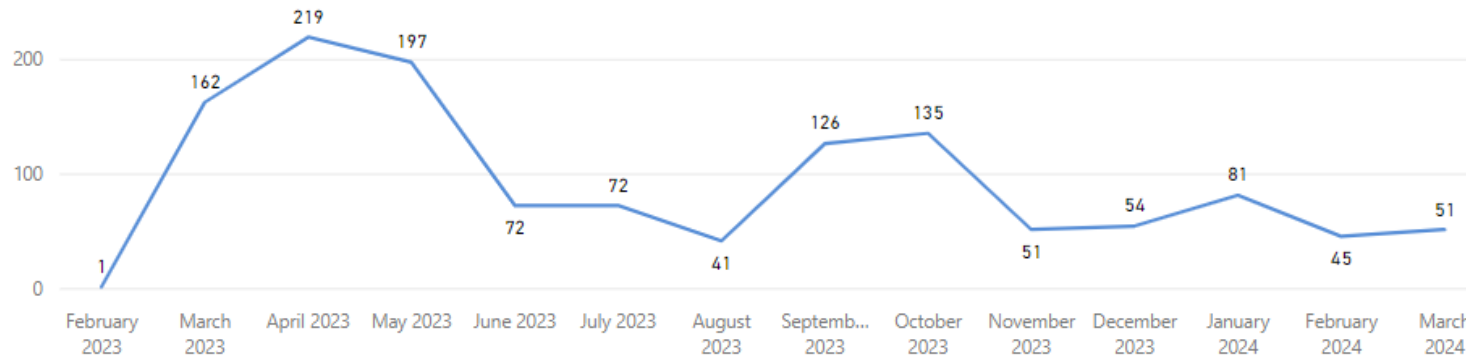
47

### Completed Filter

3/1/2023

3/31/2024

### Completed by Month




Total Completed

1,307


Completed per Month (Avg)\*

93

\* months with zero activity are not calculated into the average



# Firearms



Service

Firearms Examination

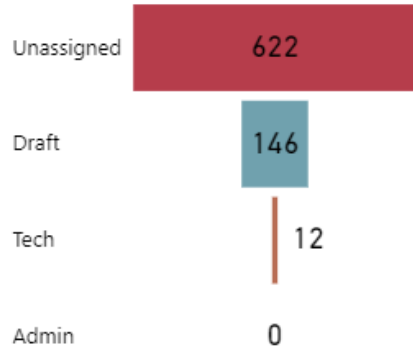
Priority Type

All

Backlogged Requests: 358

Avg Age of Backlog (days): 274

Longest Time in Phase (Pending)



# of Unassigned

361!

Goal: 10 (-3510%)

# Pending Draft

16!

Goal: 14 (-14.29%)

# Pending Tech

2✓

Goal: 9 (+77.78%)

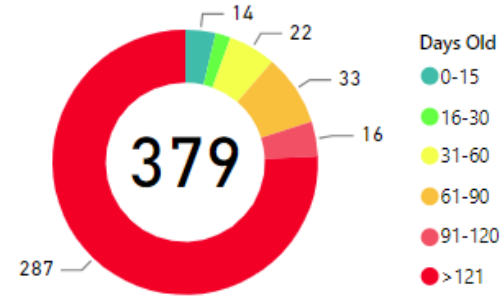
# Pending Admin

0✓

Goal: 5 (+100%)

Goal= Threshold for the max # of requests in each bucket

Pending Requests



Avg Age (days): 260

Overall TAT (MTD)

145.0!

Goal: 40, 41

Overall TAT (Past 90 Days)

269.2!

Goal: 40, 41

Analysis TAT (MTD)

28.5✓

Goal: 40, 41

Analysis TAT (Past 90 Days)

71.1!

Goal: 40, 41

TAT by Phase of Work (MTD)




● Assign TAT ● Draft TAT ● Tech Review TAT ● Admin Review TAT


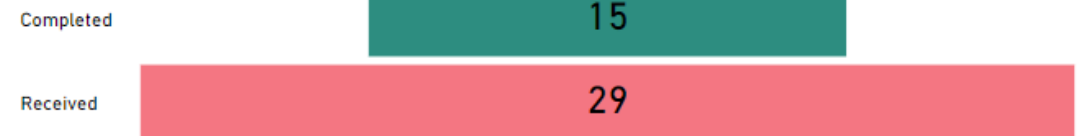
TAT by Phase of Work (Past 90 Days)



Month to Date



30 Day Avg (Over Past 90 Days)

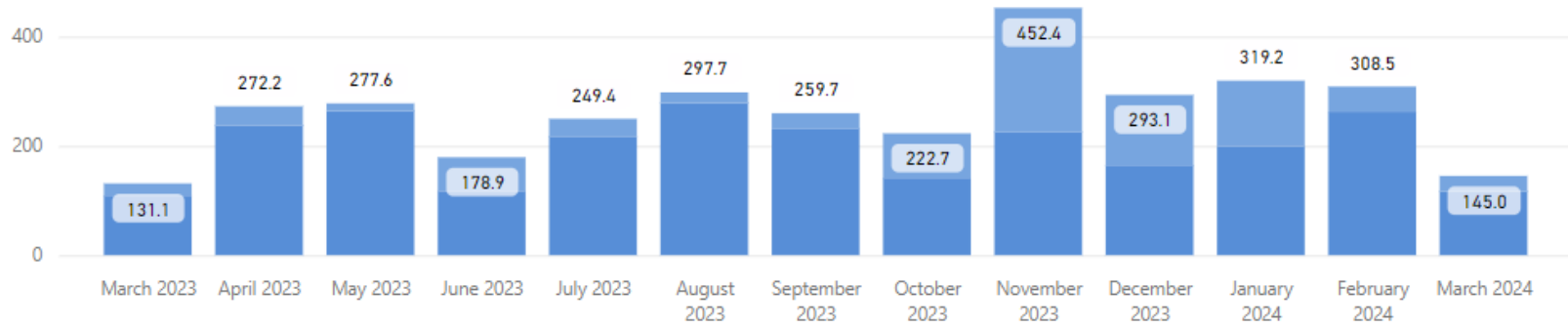


**Date Rang** 📅 🗨️ ⋮

3/1/2023 3/31/2024

**Total TAT by Month**

● Rec'd-Assign TAT ● Assigned TAT — Total TAT



**Request Type**

Firearms Examination

Priority Type

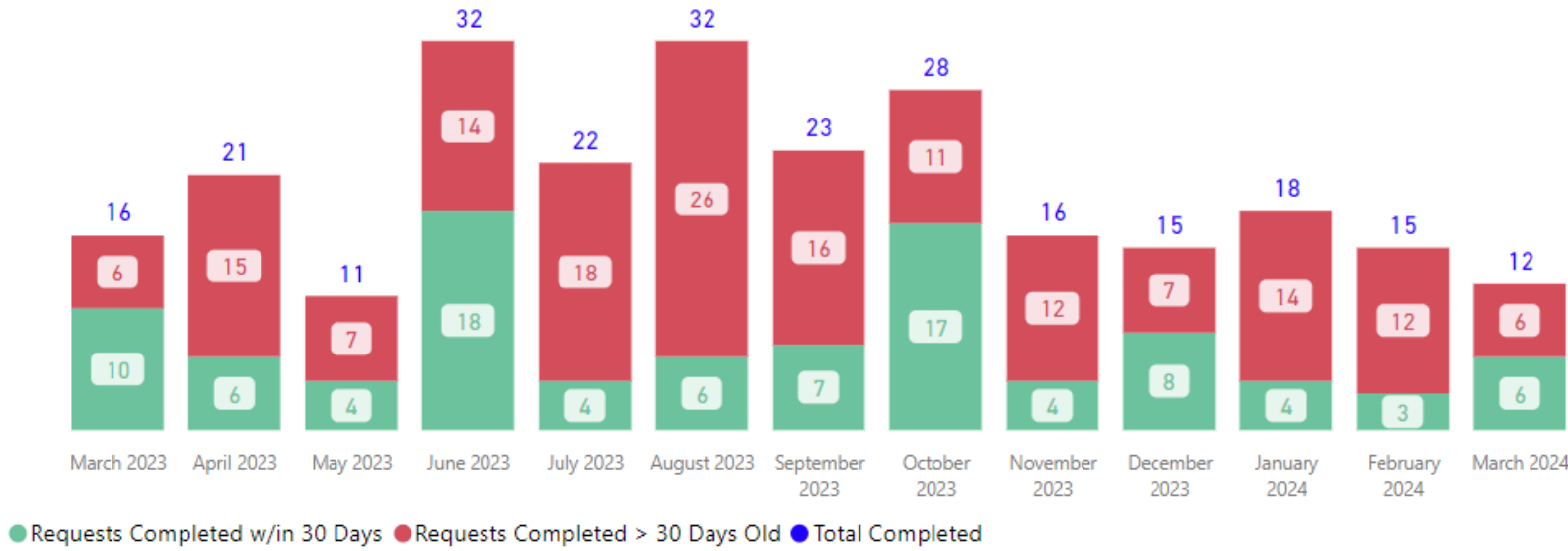
All

**Selected Time Frame Averages**

**258.85**  
Total TAT (Rec'd-Compl.) Avg

**62.23**  
Assigned TAT (Asgmt.-Compl.) Avg

**Requests Completed**



**Received to Complete**

**261**  
Requests Completed

**164**  
Requests Completed > 30 Days Old

**62.84 %**  
% Completed > 30 Days Old

Requests more than 30 days old are considered to be backlogged requests



Service

Firearms Examination

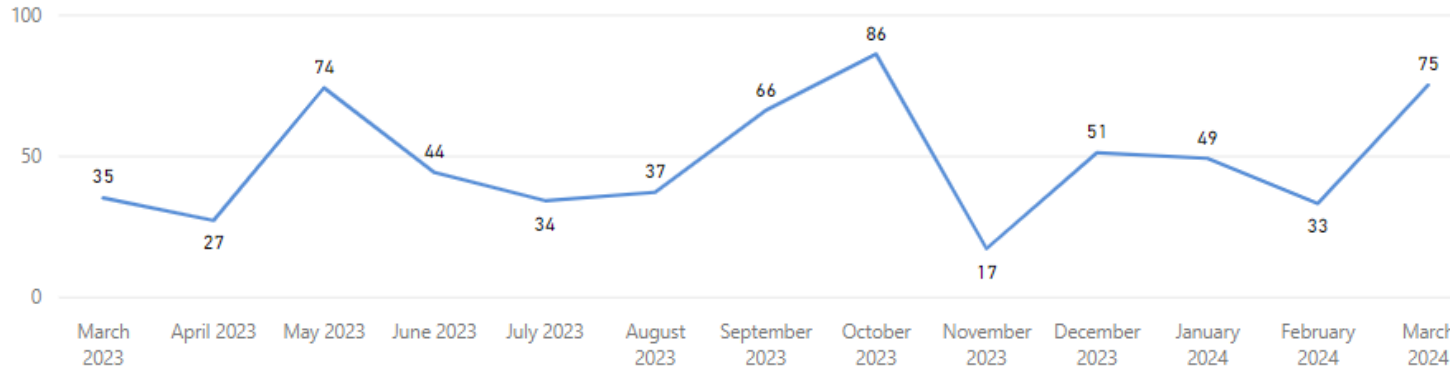
Priority Type

All

### Received Filter

3/1/2023 3/31/2024

### Received by Month



**Total Received**

**628**

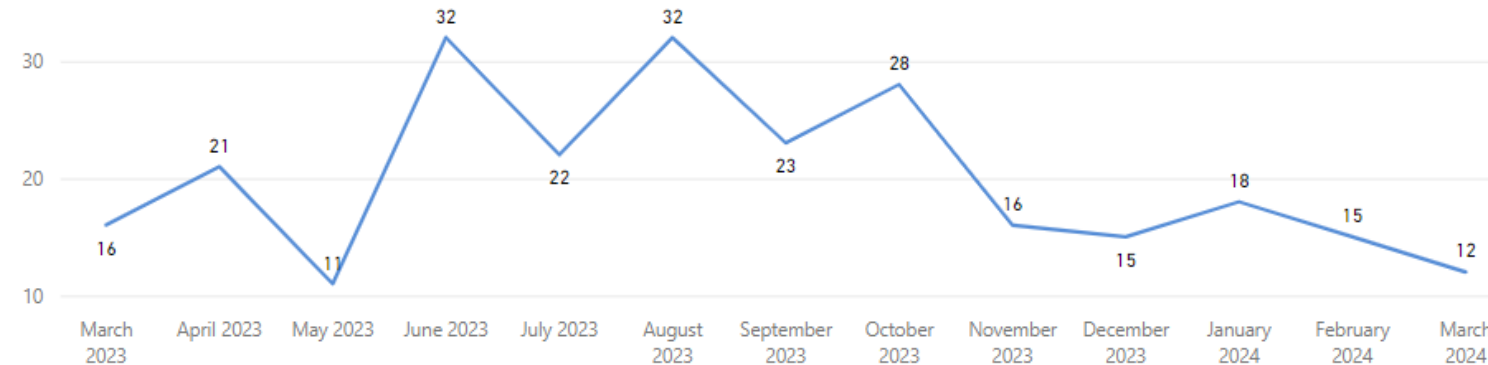
**Received per Month (Avg)\***

**48**

### Completed Filter

3/1/2023 3/31/2024

### Completed by Month




**Total Completed**

**261**

**Completed per Month (Avg)\***

**20**

**\* months with zero activity are not calculated into the average**





Service

NIBIN Only

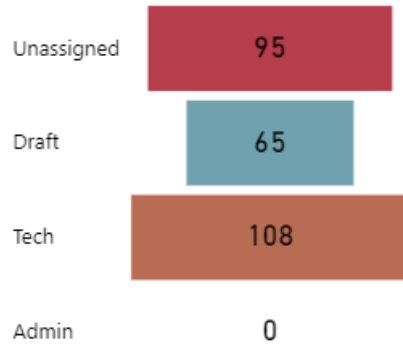
Priority Type

All

Backlogged Requests: 577

Avg Age of Backlog (days): 58

### Longest Time in Phase (Pending)



### # of Unassigned

855!

Goal: 20 (-4175%)

### # Pending Draft

9✓

Goal: 35 (+74.29%)

### # Pending Tech

101!

Goal: 20 (-405%)

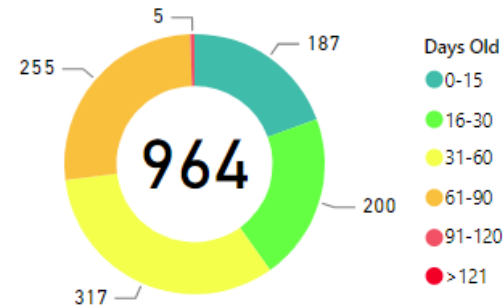
### # Pending Admin

0✓

Goal: 20 (+100%)

Goal= Threshold for the max # of requests in each bucket

### Pending Requests



Avg Age (days): 41

### Overall TAT (MTD)

59.1!

Goal: 7, 8

### Overall TAT (Past 90 Days)

51.6!

Goal: 7, 8

### Analysis TAT (MTD)

29.5!

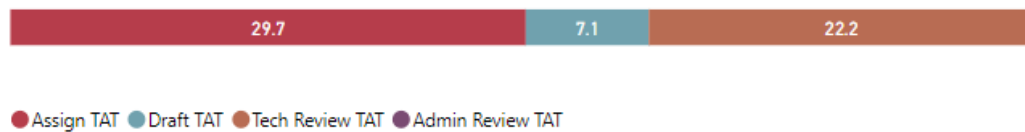
Goal: 7, 8

### Analysis TAT (Past 90 Days)


22.7!

Goal: 7, 8

### TAT by Phase of Work (MTD)




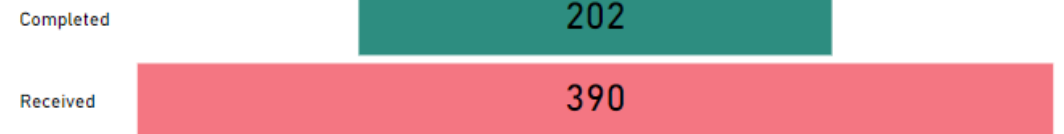
### Month to Date



### TAT by Phase of Work (Past 90 Days)



### 30 Day Avg (Over Past 90 Days)

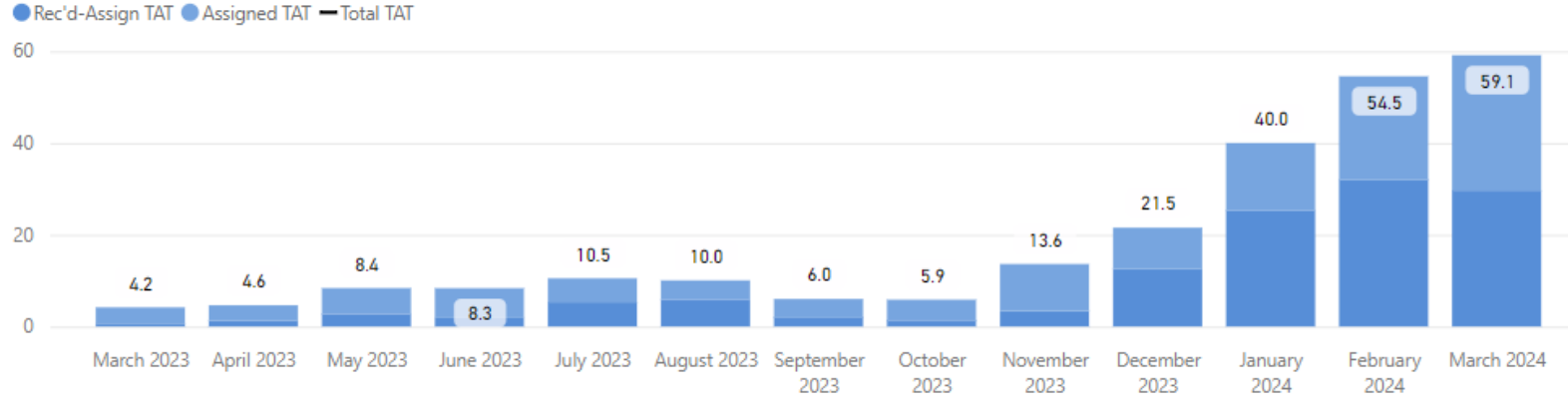


### Date Range

3/1/2023

3/31/2024

### Total TAT by Month



### Request Type

NIBIN Only

Priority Type

All

### Selected Time Frame Averages

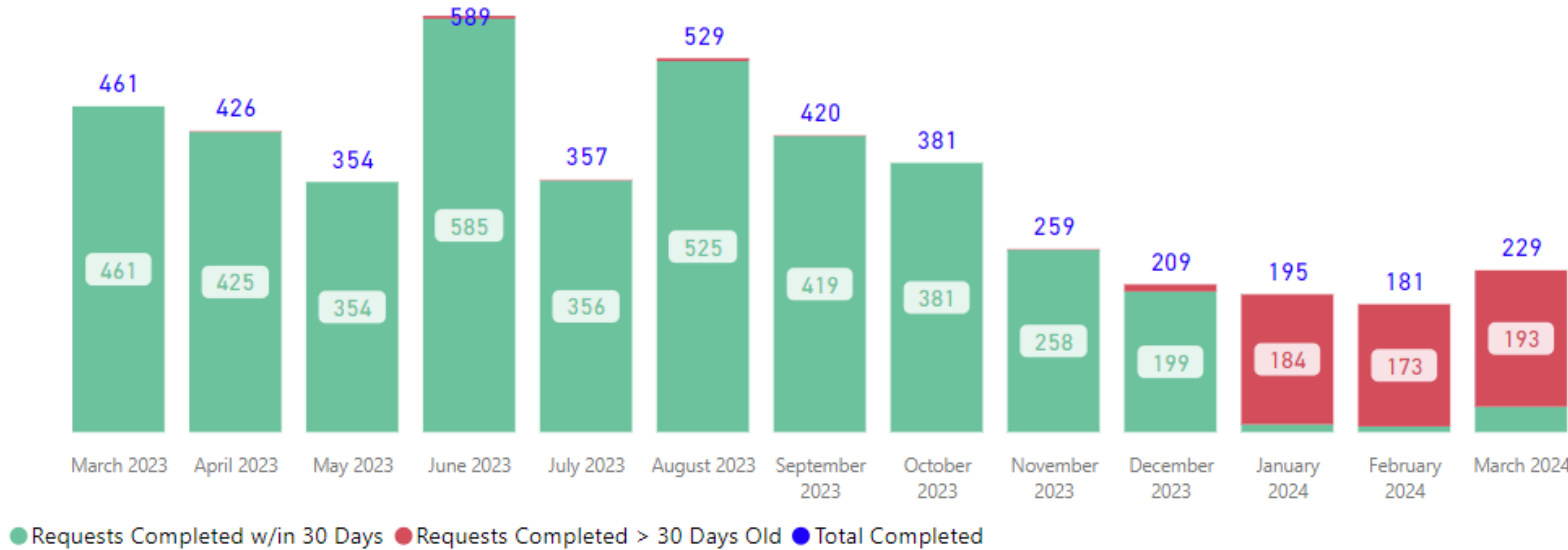
14.12

Total TAT (Rec'd-Compl.) Avg

7.55

Assigned TAT (Asgmt.-Compl.) Avg

### Requests Completed



### Received to Complete

4590


Requests Completed

572

Requests Completed > 30 Days Old

12.46 %

% Completed > 30 Days Old



Requests more than 30 days old are considered to be backlogged requests

Service

NIBIN Only

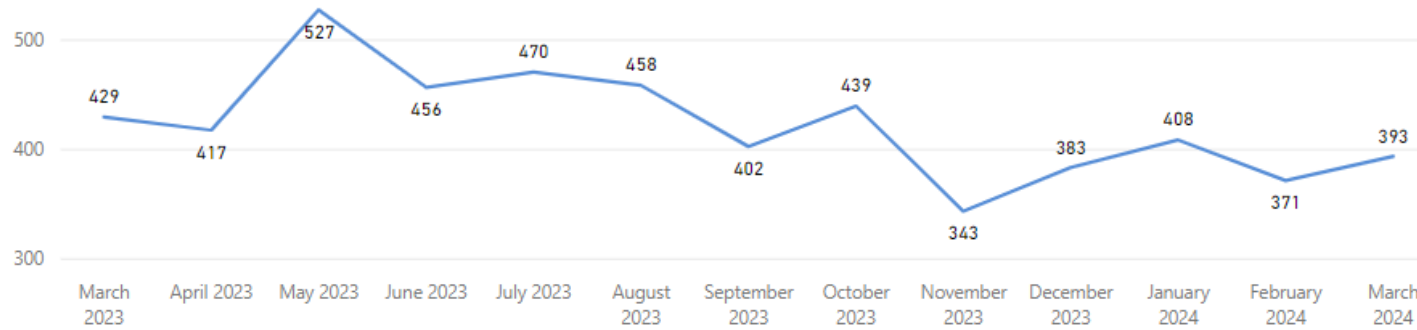
Priority Type

All

Received Filter

3/1/2023 3/31/2024

Received by Month



Total Received

5,496

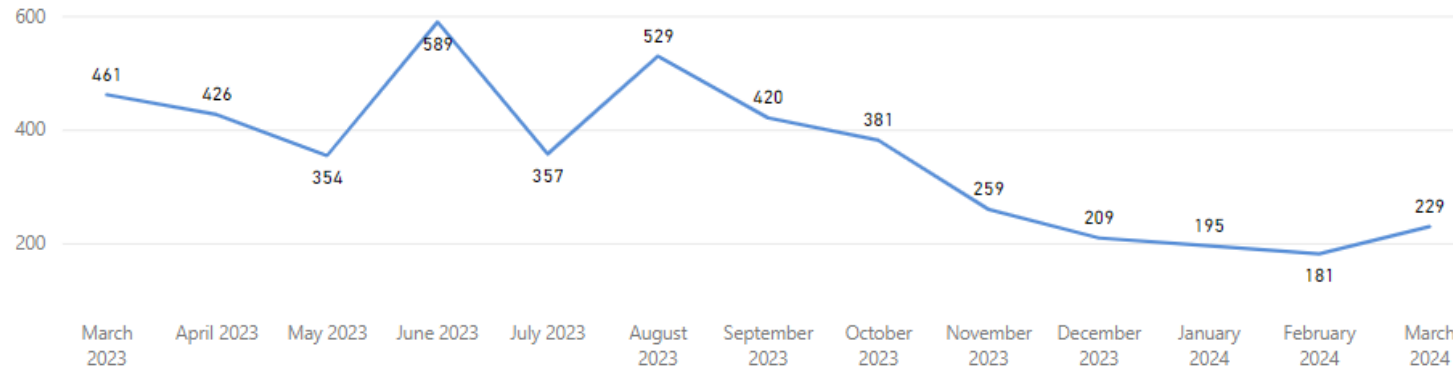
Received per Month (Avg)\*

423

Completed Filter

3/1/2023 3/31/2024

Completed by Month




Total Completed

4,590


Completed per Month (Avg)\*

353

\* months with zero activity are not calculated into the average



# Forensic Biology



Section

DNA

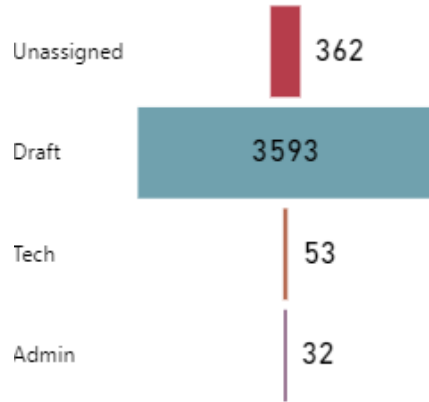
Request Type

All

Backlogged Requests: 379

Avg Age of Backlog (days): 214

### Longest Time in Phase (Pending)



# of Unassigned

106!

Goal: 20 (-430%)

# Pending Draft

304!

Goal: 24 (-1166.67%)

# Pending Tech

25!

Goal: 24 (-4.17%)

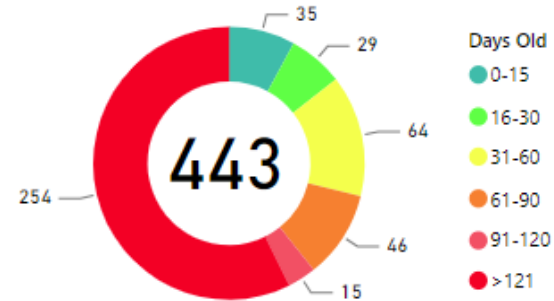
# Pending Admin

8✓

Goal: 20 (+60%)

Goal= Threshold for the max # of requests in each bucket

### Pending Requests



Avg Age (days): 185

Overall TAT (MTD)

286.6!

Goal: 30, 31

Analysis TAT (MTD)

233.8!

Goal: 30, 31

Overall TAT (Past 90 Days)

283.4!

Goal: 30, 31

Analysis TAT (Past 90 Days)

225.5!

Goal: 30, 31

### TAT by Phase of Work (MTD)



Assign TAT Draft TAT Tech Review TAT Admin Review TAT

### Month to Date

Completed

74

Received

66

### TAT by Phase of Work (Past 90 Days)



### 30 Day Avg (Over Past 90 Days)

Completed

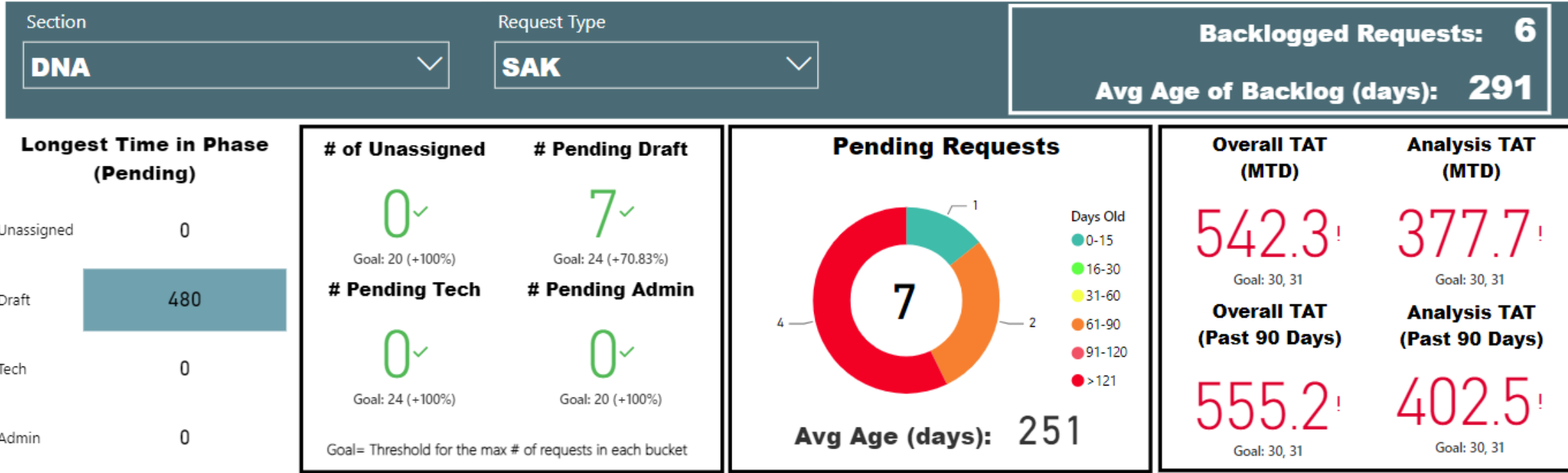
70

Received

70



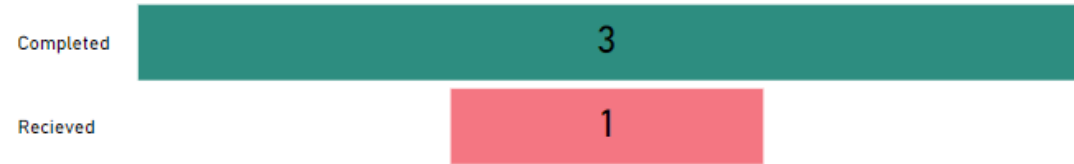
This slide represents SAKs worked at HFSC instead of being outsourced, this is a limited subset of kits that require more complex reporting



TAT by Phase of Work (MTD)




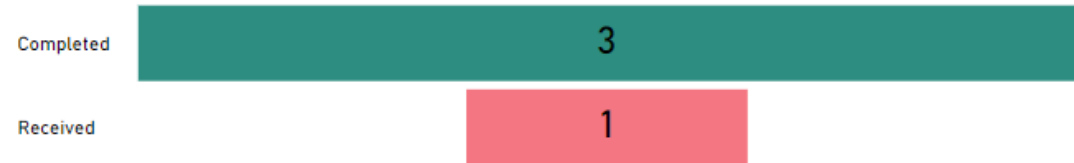
Month to Date



TAT by Phase of Work (Past 90 Days)



30 Day Avg (Over Past 90 Days)

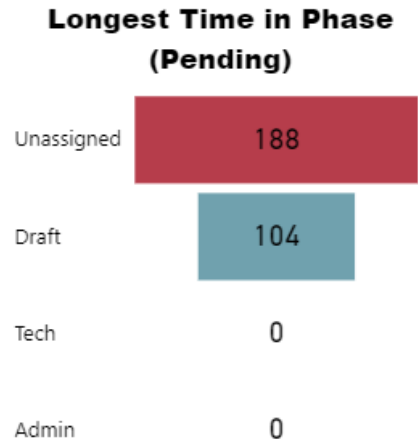


# Sexual Assault Kit Testing- currently HFSC is outsourcing SAKs to aid in timely testing

SAKs →

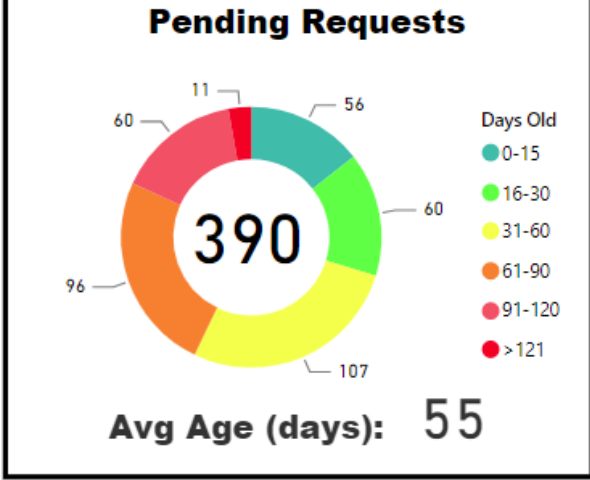
Section: **Outsourced - DNA** | Request Type: **All**

**Backlogged Requests: 274**  
**Avg Age of Backlog (days): 72**



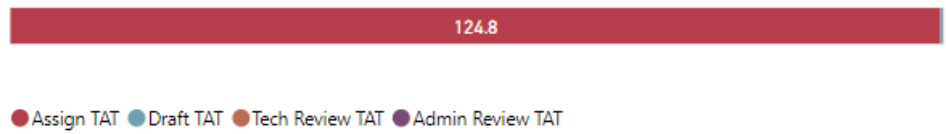
<b># of Unassigned</b> 385! Goal: 100 (-285%)	<b># Pending Draft</b> 5✓ Goal: 100 (+95%)
<b># Pending Tech</b> 0✓ Goal: 100 (+100%)	<b># Pending Admin</b> 0✓ Goal: 100 (+100%)

Goal= Threshold for the max # of requests in each bucket

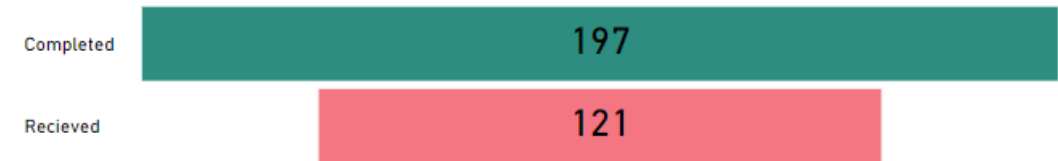


<b>Overall TAT (MTD)</b> 129.2! Goal: 100, 100	<b>Analysis TAT (MTD)</b> 4.4✓ Goal: 100, 100
<b>Overall TAT (Past 90 Days)</b> 149.3! Goal: 100, 100	<b>Analysis TAT (Past 90 Days)</b> 4.8✓ Goal: 100, 100

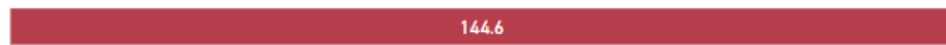
TAT by Phase of Work (MTD)





Month to Date



TAT by Phase of Work (Past 90 Days)



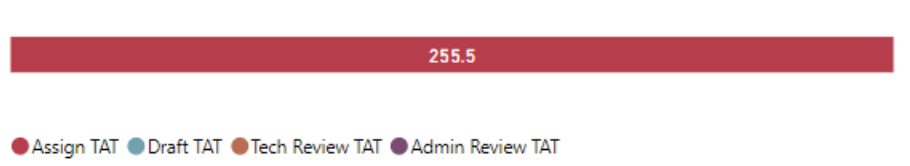
30 Day Avg (Over Past 90 Days)




Section: **Outsourced - Non-SAK** | Request Type: **All** | **Backlogged Requests: 363** | **Avg Age of Backlog (days): 196**

Longest Time in Phase (Pending)		# of Unassigned	# Pending Draft	Pending Requests		Overall TAT (MTD)	Analysis TAT (MTD)
Unassigned	369	397! Goal: 100 (-297%)	0✓ Goal: 100 (+100%)		258.0! Goal: 100, 100	2.5✓ Goal: 100, 100	
Draft	0	# Pending Tech: 0✓ Goal: 100 (+100%)	# Pending Admin: 0✓ Goal: 100 (+100%)				
Tech	0	Goal= Threshold for the max # of requests in each bucket		Avg Age (days): 180		Overall TAT (Past 90 Days): 191.4! Goal: 100, 100	Analysis TAT (Past 90 Days): 2.0✓ Goal: 100, 100
Admin	0						

**TAT by Phase of Work (MTD)**




**Month to Date**



**TAT by Phase of Work (Past 90 Days)**



**30 Day Avg (Over Past 90 Days)**

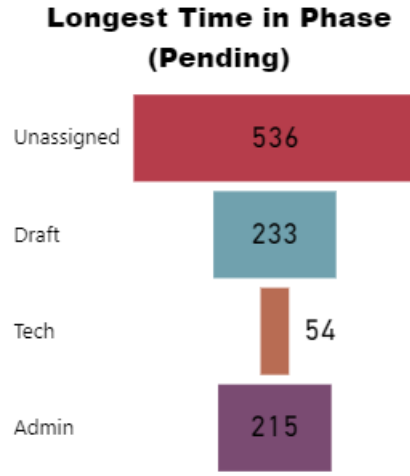




# Review and CODIS entry of Outsourced Testing

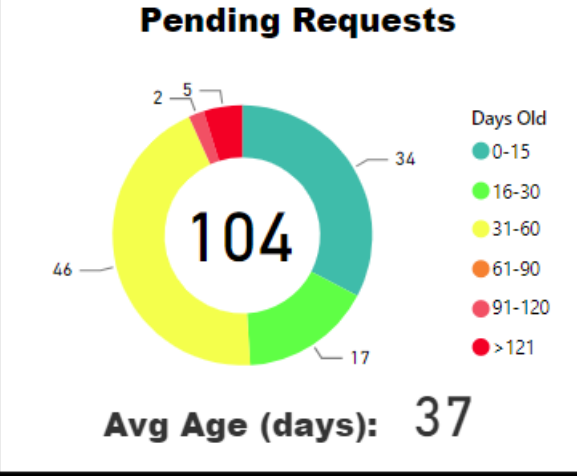
Section: **Outsource Technical Revi...** Request Type: **All**

**Backlogged Requests: 53**  
**Avg Age of Backlog (days): 62**




<b># of Unassigned</b> 1 ✓ Goal: 100 (+99%)	<b># Pending Draft</b> 6 ✓ Goal: 100 (+94%)
<b># Pending Tech</b> 91 ✓ Goal: 100 (+9%)	<b># Pending Admin</b> 6 ✓ Goal: 100 (+94%)

Goal= Threshold for the max # of requests in each bucket

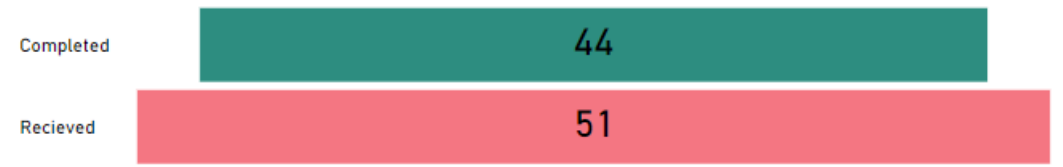


<b>Overall TAT (MTD)</b> 43.5 ✓ Goal: 100, 100	<b>Analysis TAT (MTD)</b> 43.5 ✓ Goal: 100, 100
<b>Overall TAT (Past 90 Days)</b> 41.5 ✓ Goal: 100, 100	<b>Analysis TAT (Past 90 Days)</b> 41.5 ✓ Goal: 100, 100

**TAT by Phase of Work (MTD)**



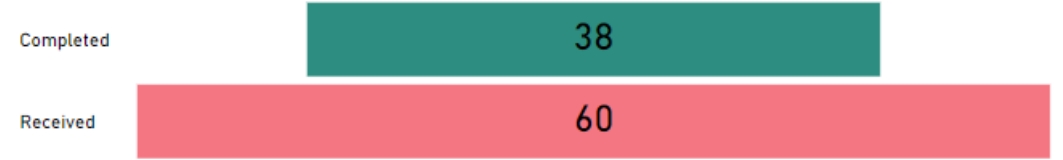
**Month to Date**



**TAT by Phase of Work (Past 90 Days)**

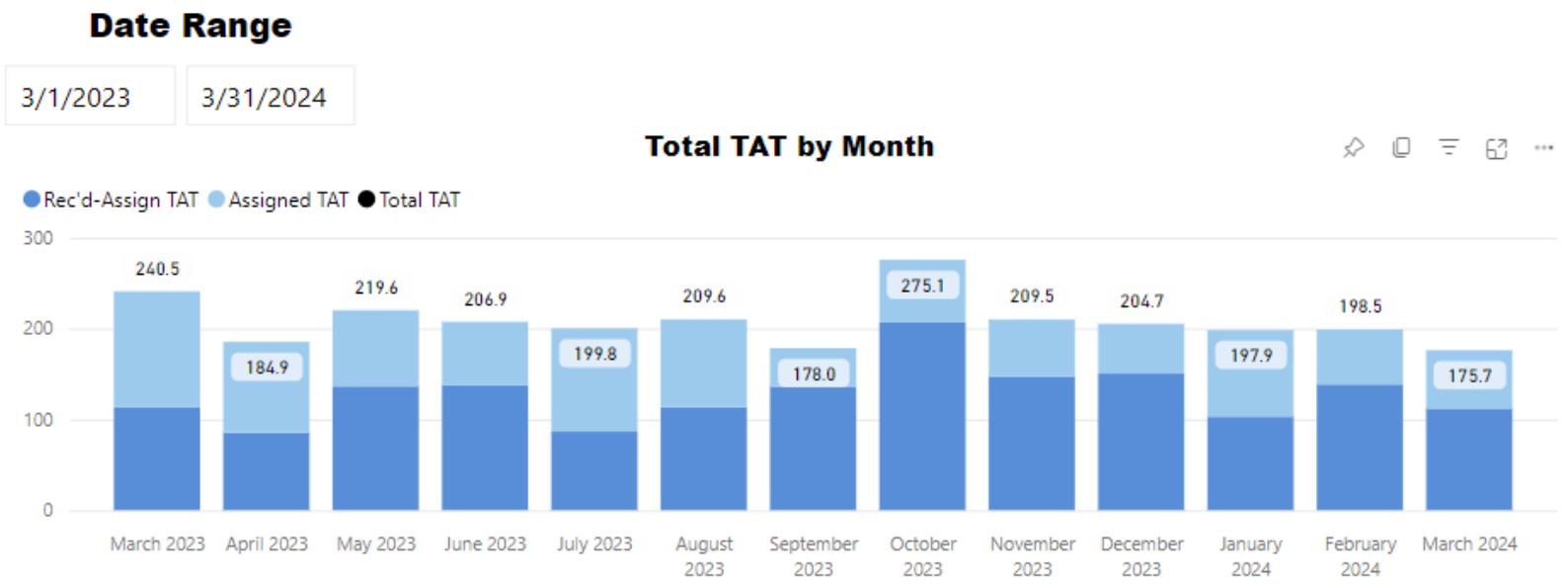


**30 Day Avg (Over Past 90 Days)**



Includes both DNA requests that will be worked at HFSC as well as requests that will be outsourced

DNA, Outsourced-DNA, and Outsourced-Non-SAK



### Request Type

Multiple selections

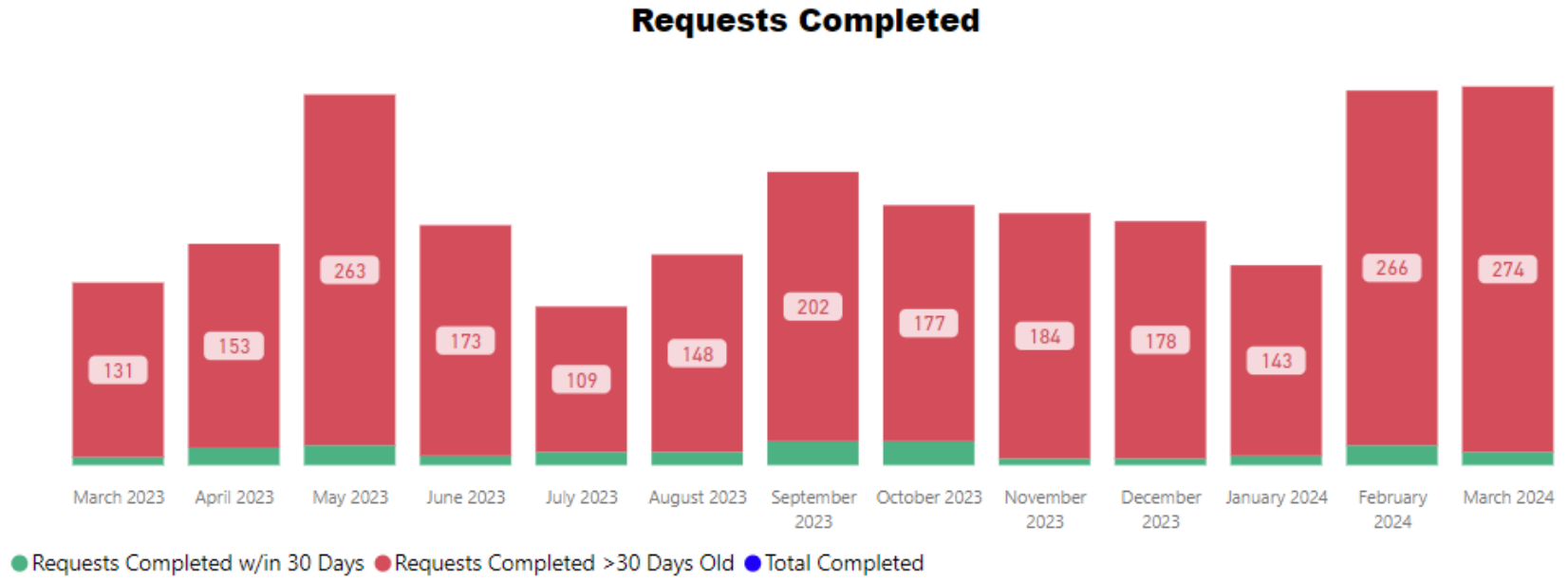
Request Type

All

### Selected Time Frame Averages

**206.31**  
Total TAT (Rec'd-Compl.) Avg

**75.97**  
Assigned TAT (Asgmt.-Compl.) Avg



### Received to Complete

**2540**  
Requests Completed

**2401**  
Requests Completed > 30 Days

**94.53 %**  
% Completed > 30 Days

Requests more than 30 days old are considered to be backlogged requests



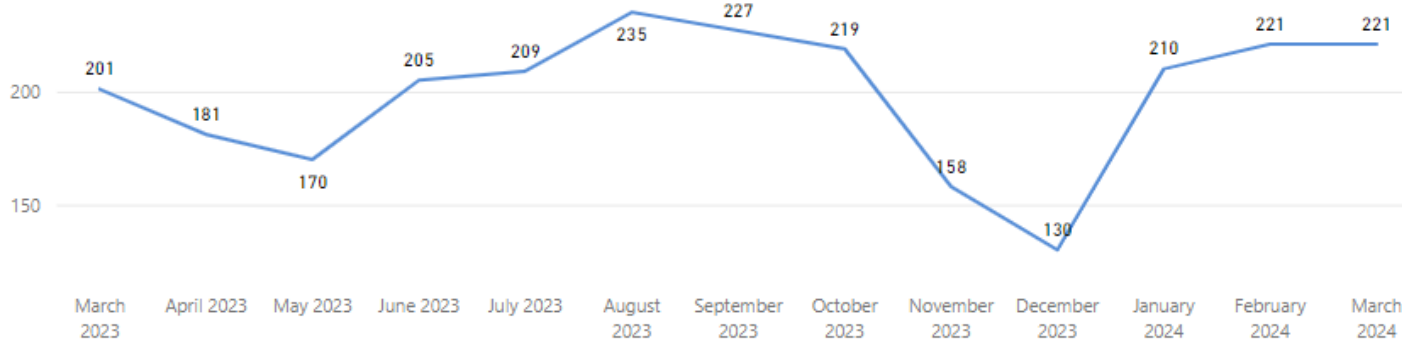
Includes both DNA requests that will be worked at HFSC as well as requests that will be outsourced

DNA,  
Outsourced-  
DNA, and  
Outsourced-  
Non-SAK

Section:  Request Type:

**Received Filter**  
3/1/2023 3/31/2024

**Received by Month**



**Total Received**

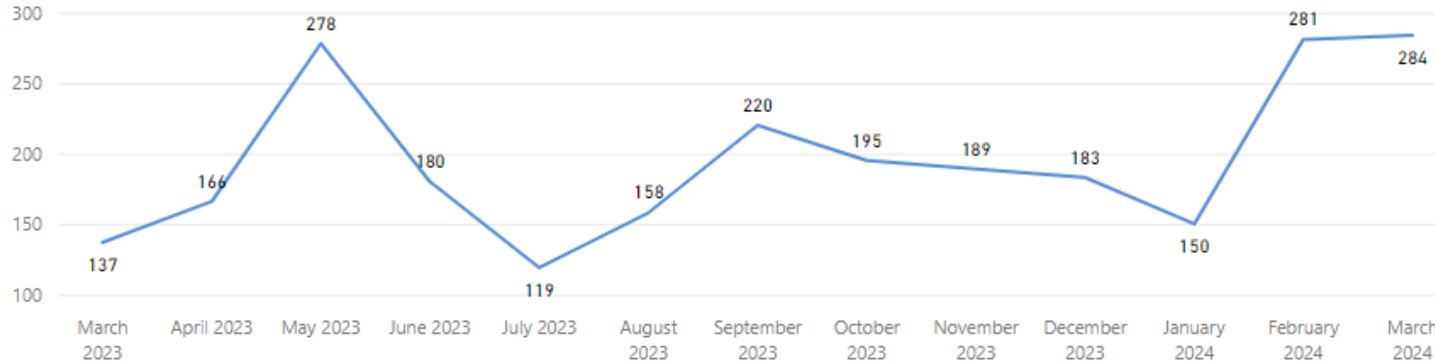
**2587**

**Received per Month (Avg)\***

**199**

**Completed Filter**  
3/1/2023 3/31/2024

**Completed by Month**




**Total Completed**

**2540**

**Completed per Month (Avg)\***

**195**

\* months with zero activity are not calculated into the average



Section

Screening

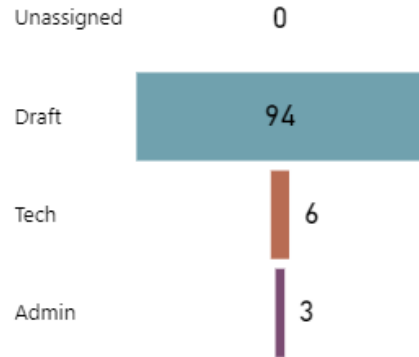
Request Type

All

Backlogged Requests: 12

Avg Age of Backlog (days): 54

### Longest Time in Phase (Pending)



### # of Unassigned

0 ✓

Goal: 10 (+100%)

### # Pending Draft

38 !

Goal: 14 (-171.43%)

### # Pending Tech

2 ✓

Goal: 16 (+87.5%)

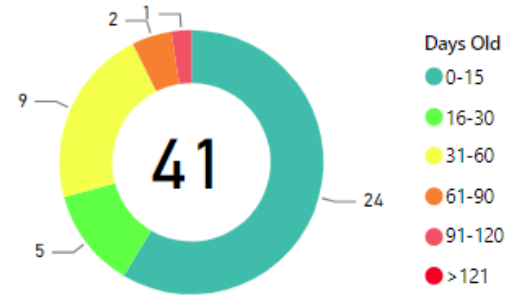
### # Pending Admin

1 ✓

Goal: 12 (+91.67%)

Goal= Threshold for the max # of requests in each bucket

### Pending Requests



Avg Age (days): 21

### Overall TAT (MTD)

26.0 !

Goal: 10, 11

### Analysis TAT (MTD)

26.0 !

Goal: 10, 11

### Overall TAT (Past 90 Days)

23.0 !

Goal: 10, 11

### Analysis TAT (Past 90 Days)

23.0 !

Goal: 10, 11

### TAT by Phase of Work (MTD)



● Assign TAT ● Draft TAT ● Tech Review TAT ● Admin Review TAT

### Month to Date

Completed

88

Received

76

### TAT by Phase of Work (Past 90 Days)




### 30 Day Avg (Over Past 90 Days)

Completed

77

Received

80

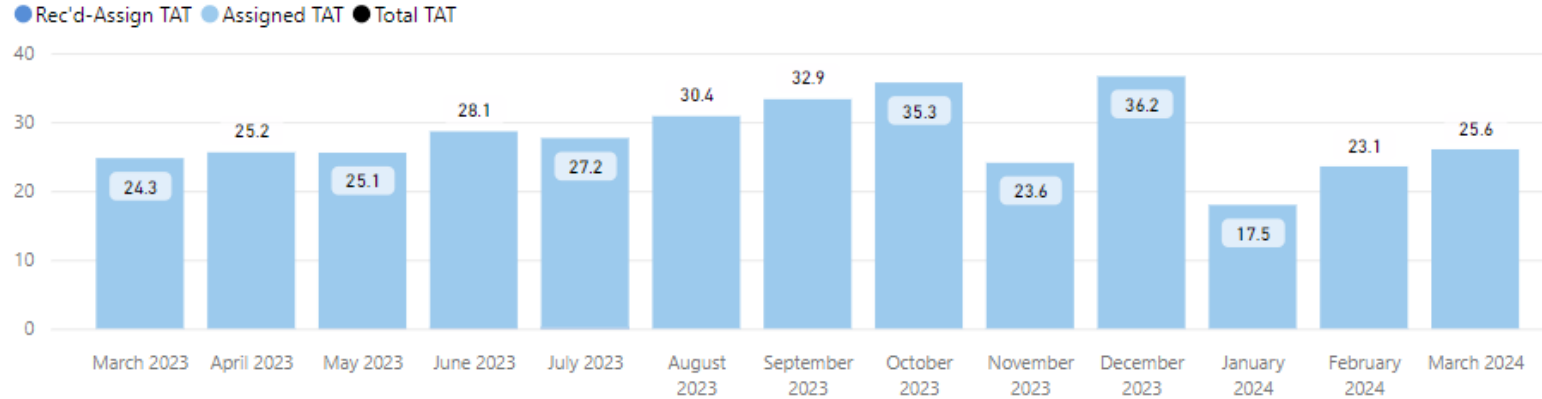


## Date Range

3/1/2023

3/31/2024

## Total TAT by Month



## Request Type

Screening

Request Type

All

## Selected Time Frame Averages

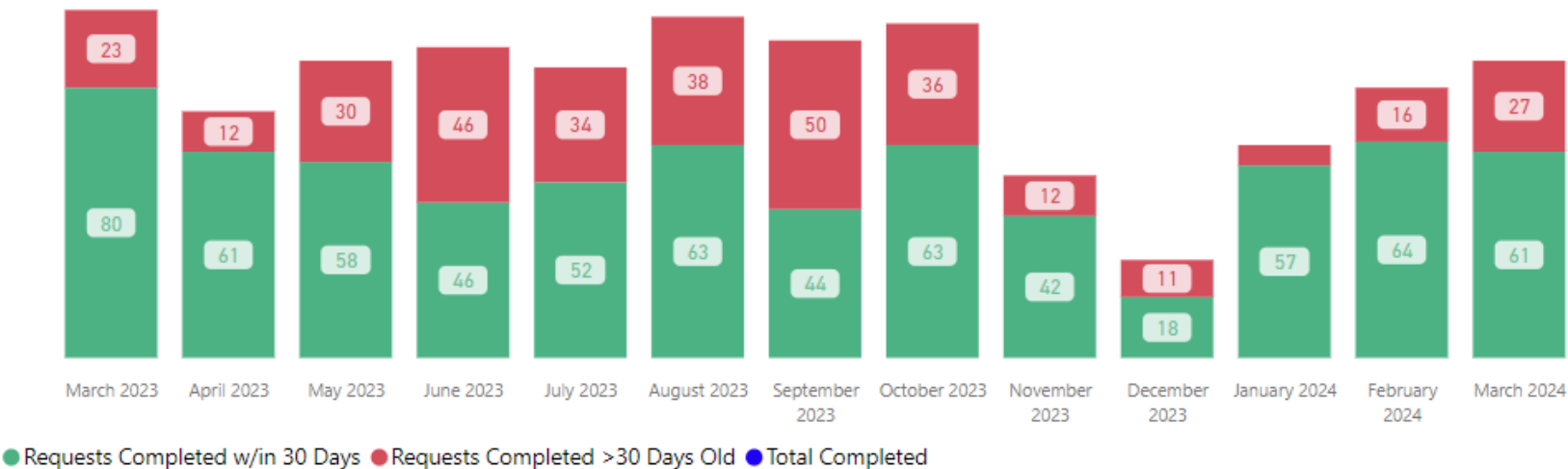
27.28

Total TAT (Rec'd-Compl.) Avg

27.72

Assigned TAT (Asgmt.-Compl.) Avg

## Requests Completed



## Received to Complete

1050

Requests Completed


341

Requests Completed > 30 Days

32.48 %

% Completed > 30 Days

Requests more than 30 days old are considered to be backlogged requests



Section

Screening

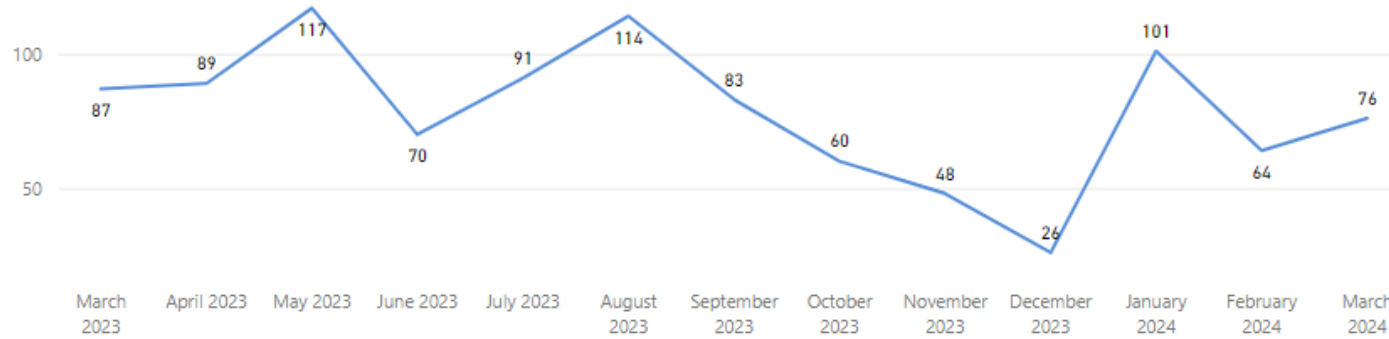
Request Type

All

Received Filter

3/1/2023 3/31/2024

Received by Month



Total Received

1026

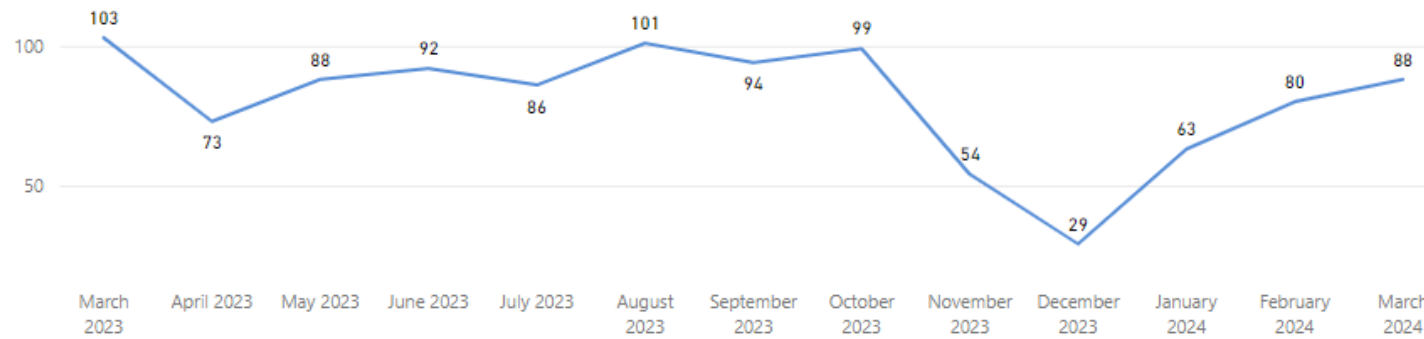
Received per Month (Avg)\*

79

Completed Filter

3/1/2023 3/31/2024

Completed by Month



Total Completed

1050

Completed per Month (Avg)\*

81

\* months with zero activity are not calculated into the average



Section

**CODIS**

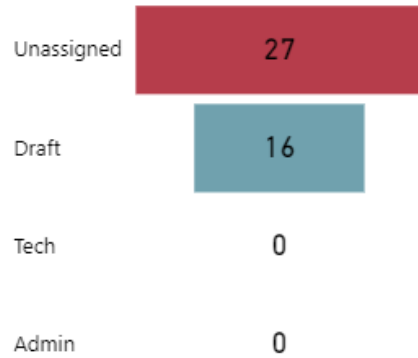
Request Type

**All**

**Backlogged Requests: 0**

**Avg Age of Backlog (days): (Blank)**

**Longest Time in Phase (Pending)**



**# of Unassigned**

25✓

Goal: 100 (+75%)

**# Pending Draft**

1✓

Goal: 20 (+95%)

**# Pending Tech**

0✓

Goal: 15 (+100%)

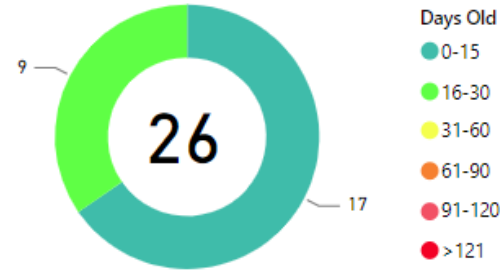
**# Pending Admin**

0✓

Goal: 0

Goal= Threshold for the max # of requests in each bucket

**Pending Requests**



**Avg Age (days): 11**

**Overall TAT (MTD)**

18.3✓

Goal: 30, 31

**Analysis TAT (MTD)**

2.3✓

Goal: 30, 31

**Overall TAT (Past 90 Days)**

14.2✓

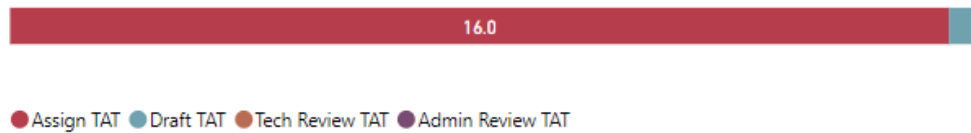
Goal: 30, 31

**Analysis TAT (Past 90 Days)**


2.4✓

Goal: 30, 31

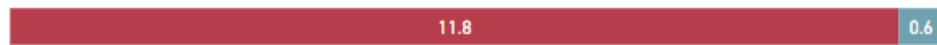
**TAT by Phase of Work (MTD)**





**Month to Date**



**TAT by Phase of Work (Past 90 Days)**



**30 Day Avg (Over Past 90 Days)**



### Date Range

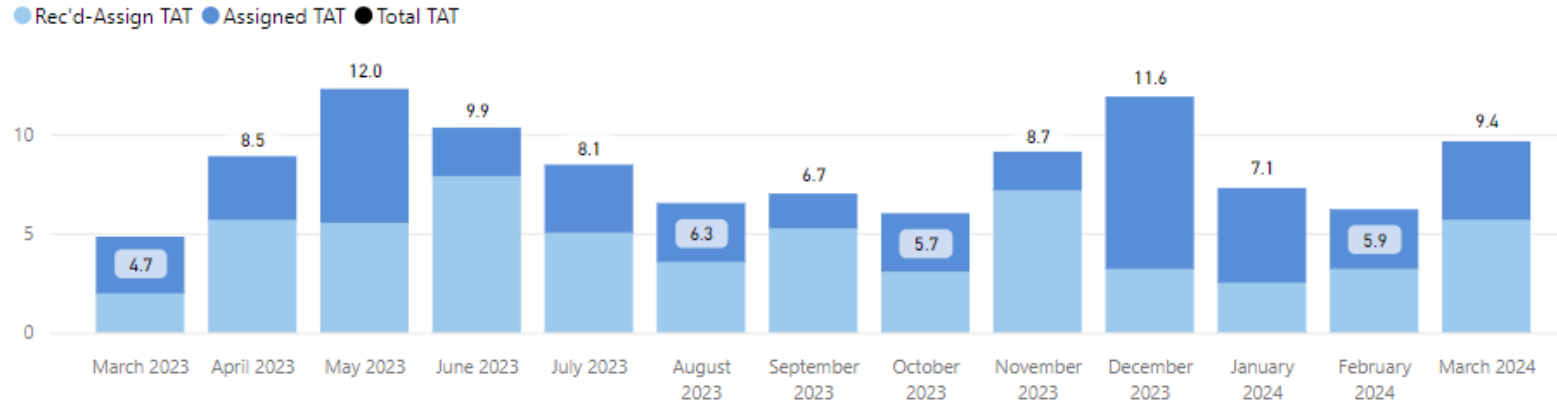
3/1/2023

3/31/2024

### Request Type

CODIS

### Total TAT by Month



### Selected Time Frame Averages

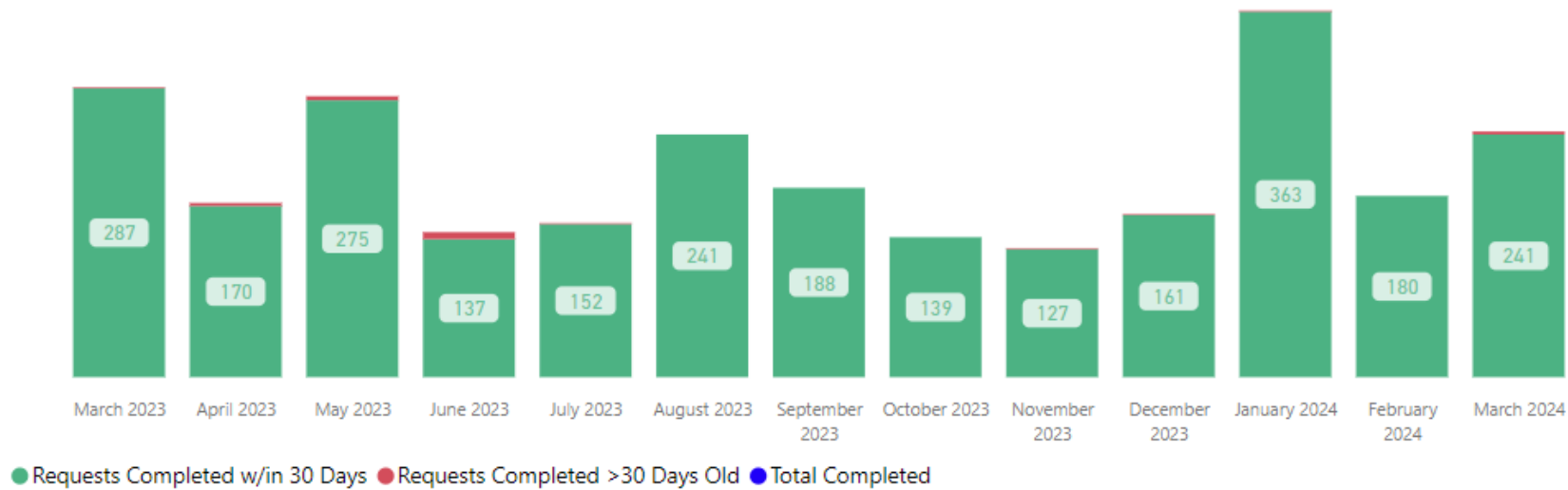
7.96

Total TAT (Rec'd-Compl.) Avg

3.93

Assigned TAT (Asgmt.-Compl.) Avg

### Requests Completed



### Received to Complete

2683


Requests Completed

22

Requests Completed > 30 Days

0.82 %

% Completed > 30 Days



Requests more than 30 days old are considered to be backlogged requests



Section

CODIS

Hit Type

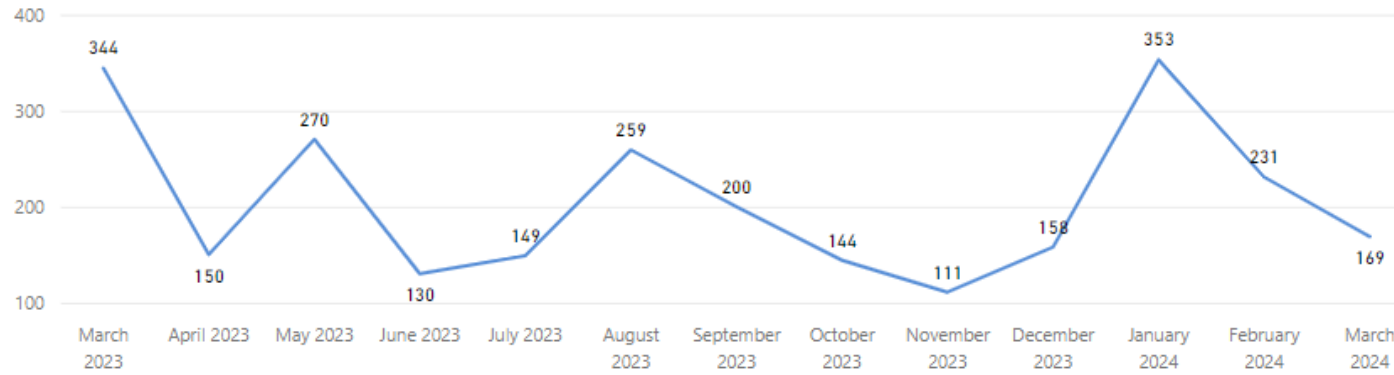
All

Received Filter

3/1/2023

3/31/2024

### Received by Month



Total Received

2668

Received per Month (Avg)\*

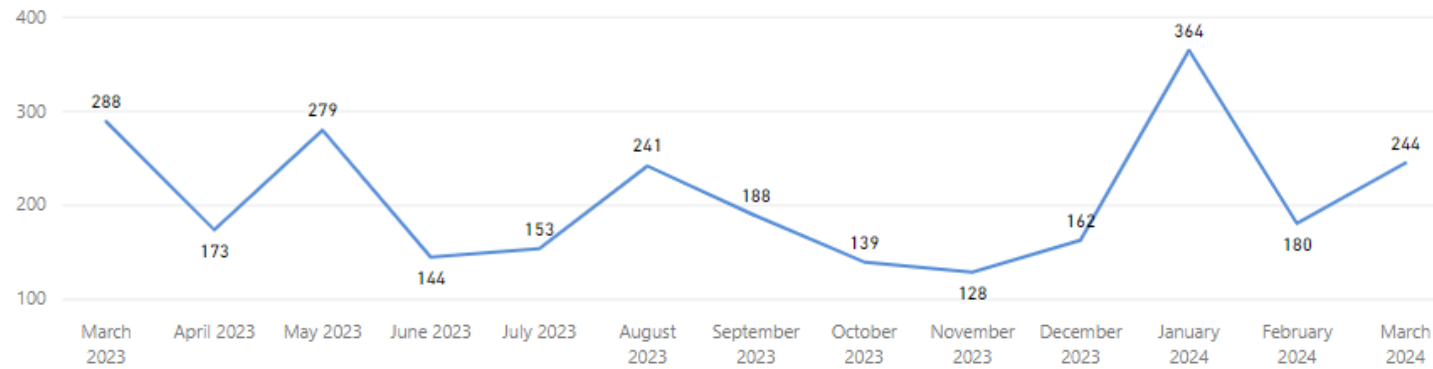
205

Completed Filter

3/1/2023

3/31/2024

### Completed by Month




Total Completed

2683


Completed per Month (Avg)\*

206

\* months with zero activity are not calculated into the average



# Latent Prints



Service

Latent Comparison

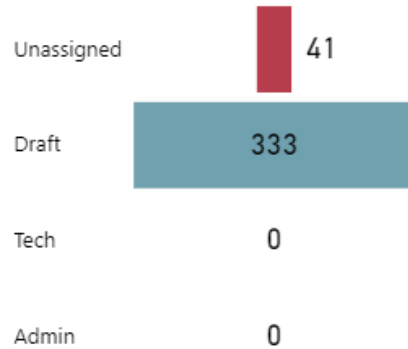
Priority Type

All

Backlogged Requests: 21

Avg Age of Backlog (days): 56

### Longest Time in Phase (Pending)



### # of Unassigned

72✓

Goal: 230 (+68.7%)

### # Pending Draft

25✓

Goal: 50 (+50%)

### # Pending Tech

0✓

Goal: 50 (+100%)

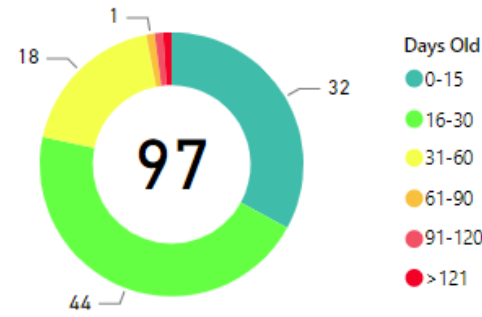
### # Pending Admin

0✓

Goal: 50 (+100%)

Goal= Threshold for the max # of requests in each bucket

### Pending Requests



Avg Age (days): 26

### Overall TAT (MTD)

40.5✓

Goal: 45, 46

### Overall TAT (Past 90 Days)

37.8✓

Goal: 45, 46

### Analysis TAT (MTD)

20.7✓

Goal: 45, 46

### Analysis TAT (Past 90 Days)

14.7✓

Goal: 45, 46

### TAT by Phase of Work (MTD)



Assign TAT Draft TAT Tech Review TAT Admin Review TAT

### Month to Date

Completed

57

Received

84

### TAT by Phase of Work (Past 90 Days)




### 30 Day Avg (Over Past 90 Days)

Completed

71

Received

78

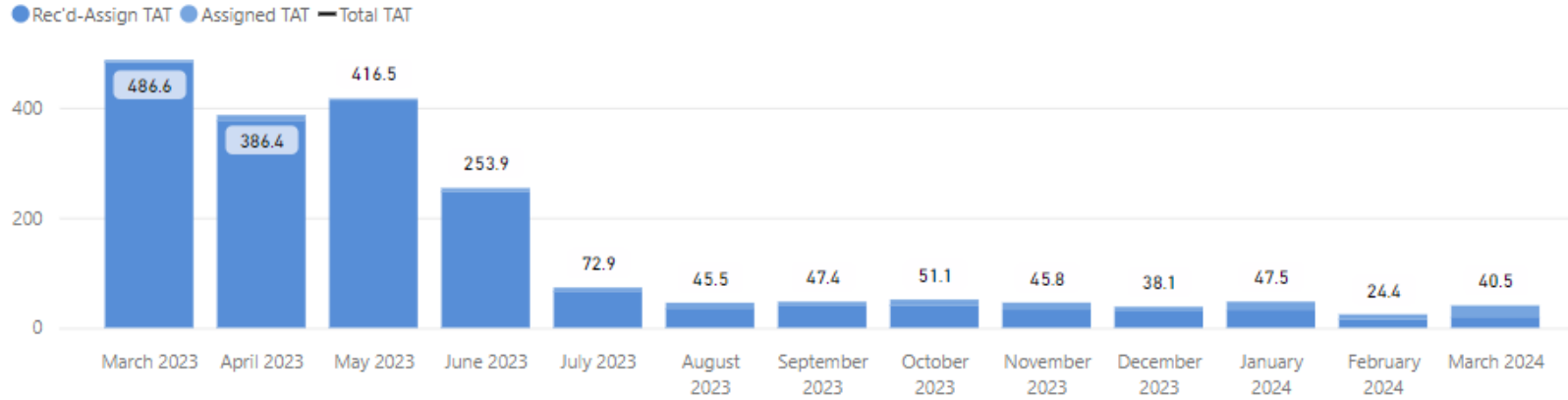


## Date Range

3/1/2023

3/31/2024

## Total TAT by Month



## Request Type

Latent Comparison

Priority Type

All

## Selected Time Frame Averages

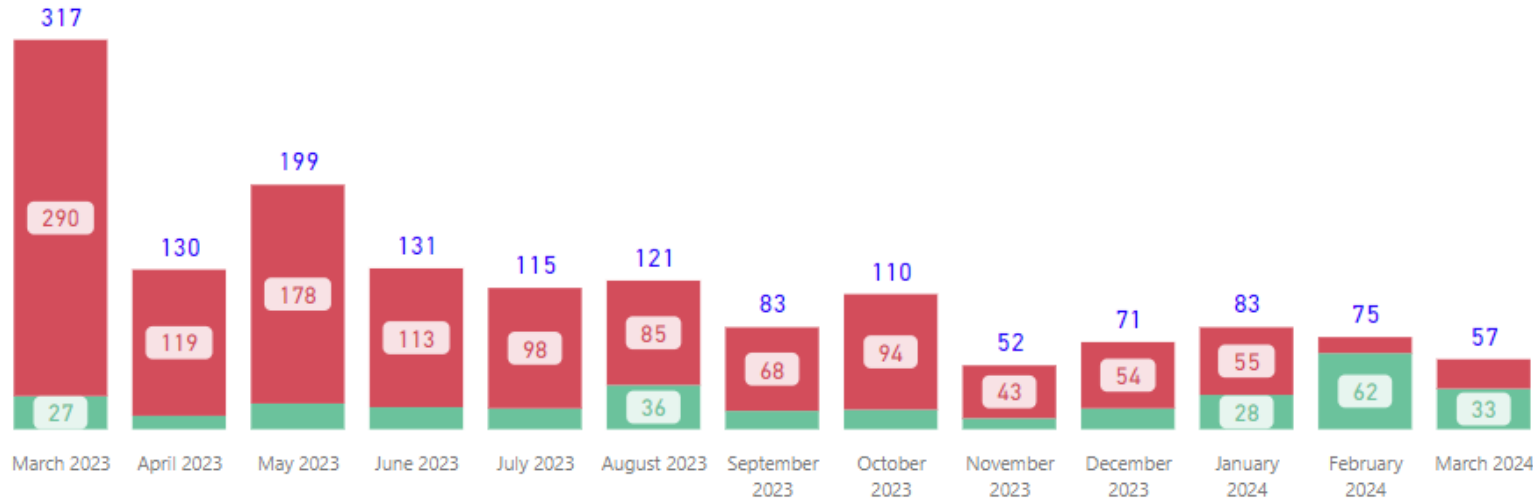
231.39

Total TAT (Rec'd-Compl.) Avg

8.01

Assigned TAT (Asgmt.-Compl.) Avg

## Requests Completed



## Received to Complete

1544


Requests Completed

1234

Requests Completed > 30 Days Old

79.92 %

% Completed > 30 Days Old



● Requests Completed w/in 30 Days ● Requests Completed > 30 Days Old ● Total Completed

Requests more than 30 days old are considered to be backlogged requests

Service

Latent Comparison

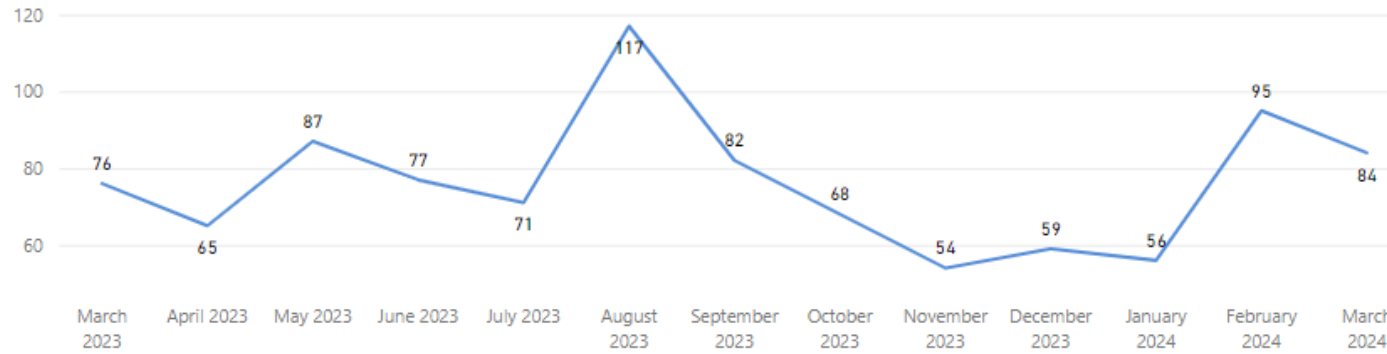
Priority Type

All

Received Filter

3/1/2023 3/31/2024

Received by Month



Total Received

991

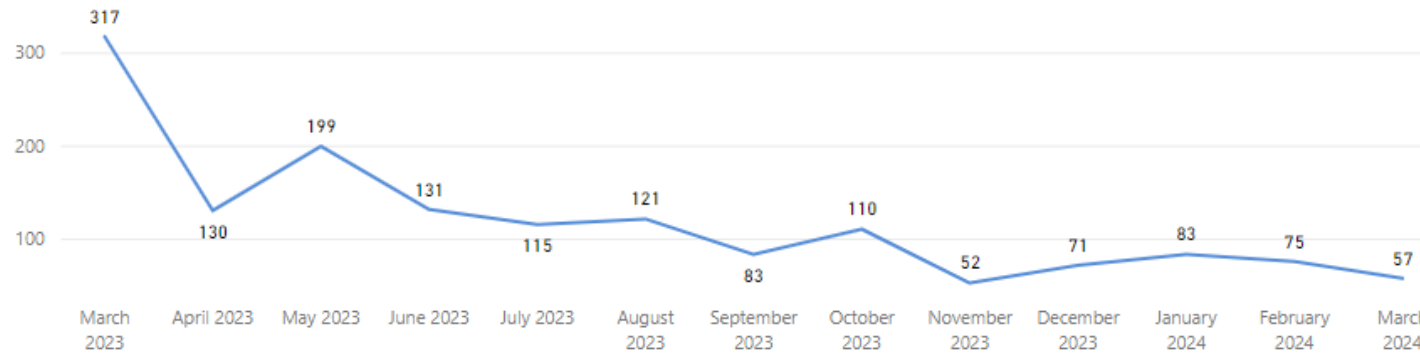
Received per Month (Avg)\*

76

Completed Filter

3/1/2023 3/31/2024

Completed by Month




Total Completed

1,544

Completed per Month (Avg)\*

119

\* months with zero activity are not calculated into the average



Service

Latent Processing

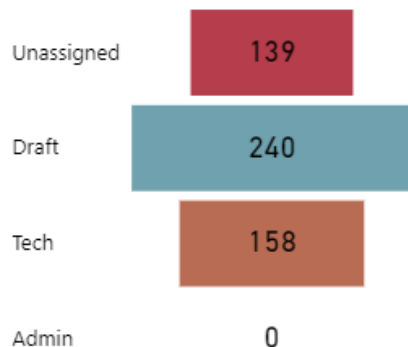
Priority Type

All

Backlogged Requests: 47

Avg Age of Backlog (days): 98

### Longest Time in Phase (Pending)



# of Unassigned

48✓

Goal: 50 (+4%)

# Pending Draft

15✓

Goal: 30 (+50%)

# Pending Tech

8✓

Goal: 30 (+73.33%)

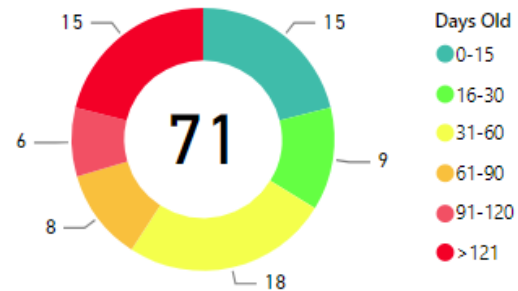
# Pending Admin

0✓

Goal: 30 (+100%)

Goal= Threshold for the max # of requests in each bucket

### Pending Requests



Avg Age (days): 69

Overall TAT (MTD)

119.6!

Goal: 30, 31

Overall TAT (Past 90 Days)

170.0!

Goal: 30, 31

Analysis TAT (MTD)

6.1✓

Goal: 30, 31

Analysis TAT (Past 90 Days)

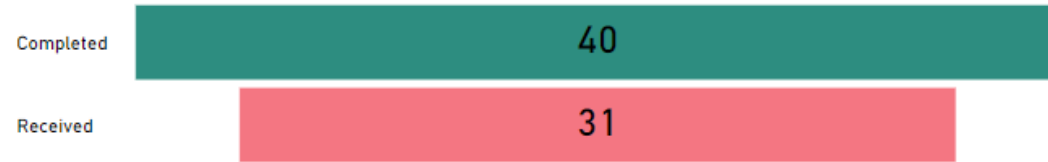
7.7✓

Goal: 30, 31

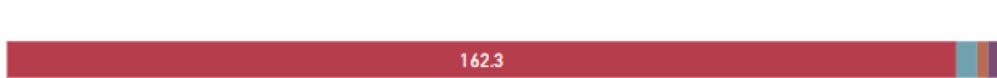
### TAT by Phase of Work (MTD)




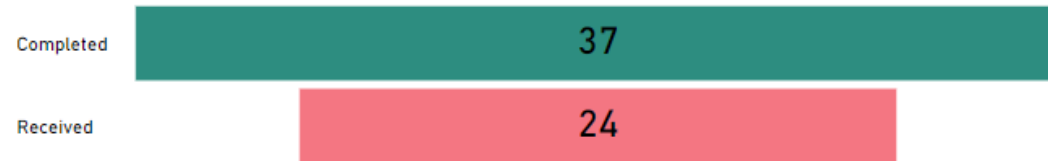
### Month to Date



### TAT by Phase of Work (Past 90 Days)



### 30 Day Avg (Over Past 90 Days)

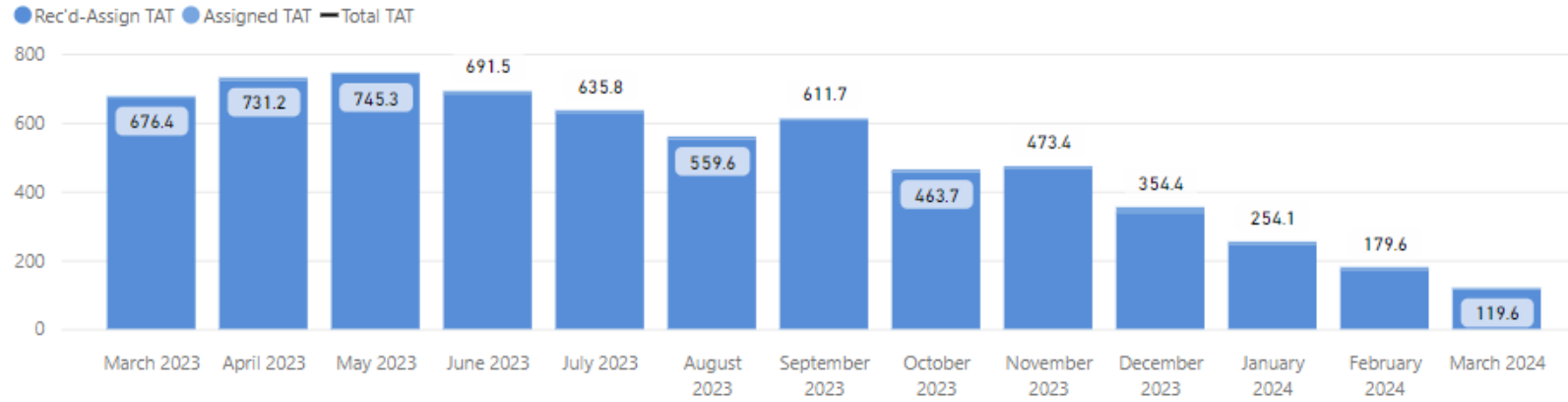


## Date Range

3/1/2023

3/31/2024

## Total TAT by Month



## Request Type

Latent Processing

Priority Type

All

## Selected Time Frame Averages

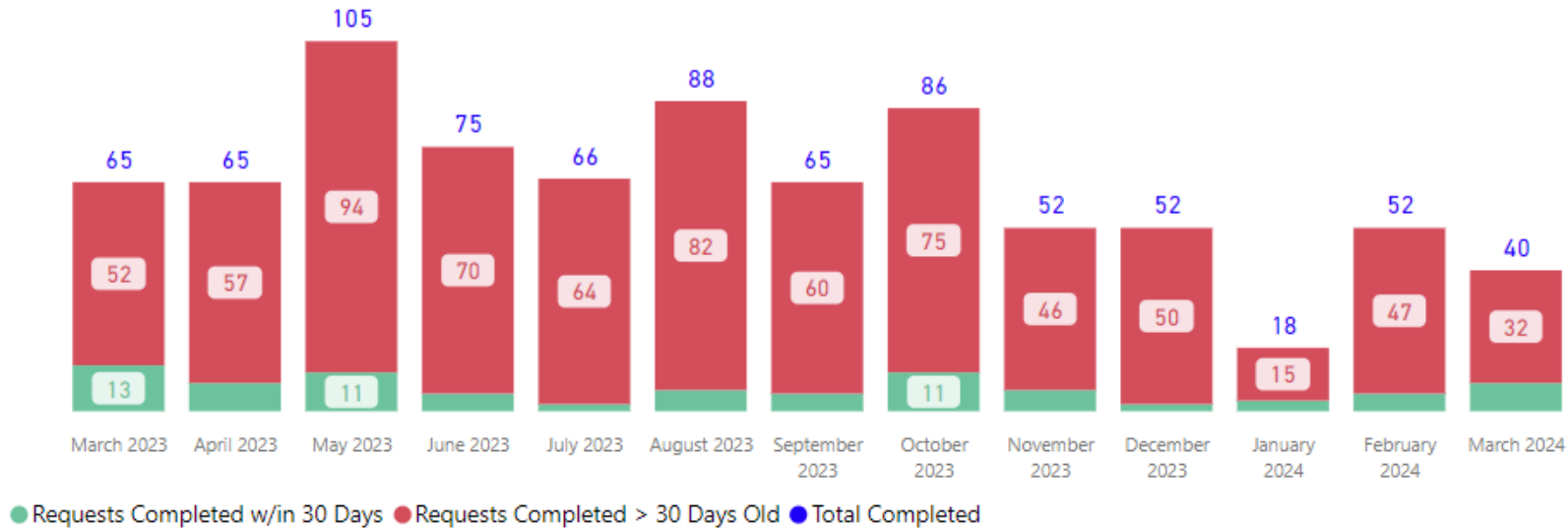
547.90

Total TAT (Rec'd-Compl.) Avg

8.22

Assigned TAT (Asgmt.-Compl.) Avg

## Requests Completed



## Received to Complete

829


Requests Completed

744

Requests Completed > 30 Days Old

89.75 %

% Completed > 30 Days Old



Requests more than 30 days old are considered to be backlogged requests

Service

Latent Processing

Priority Type

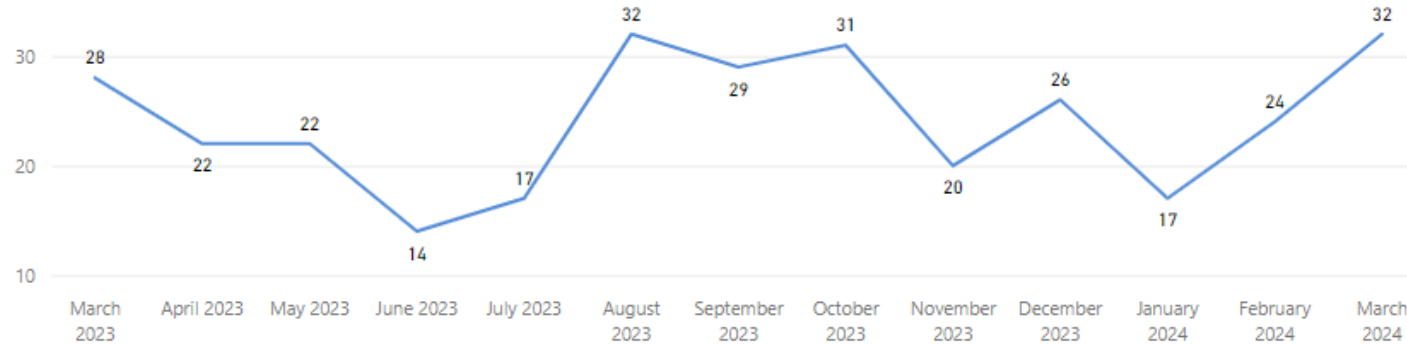
All



Received Filter

3/1/2023 3/31/2024

Received by Month



Total Received

314

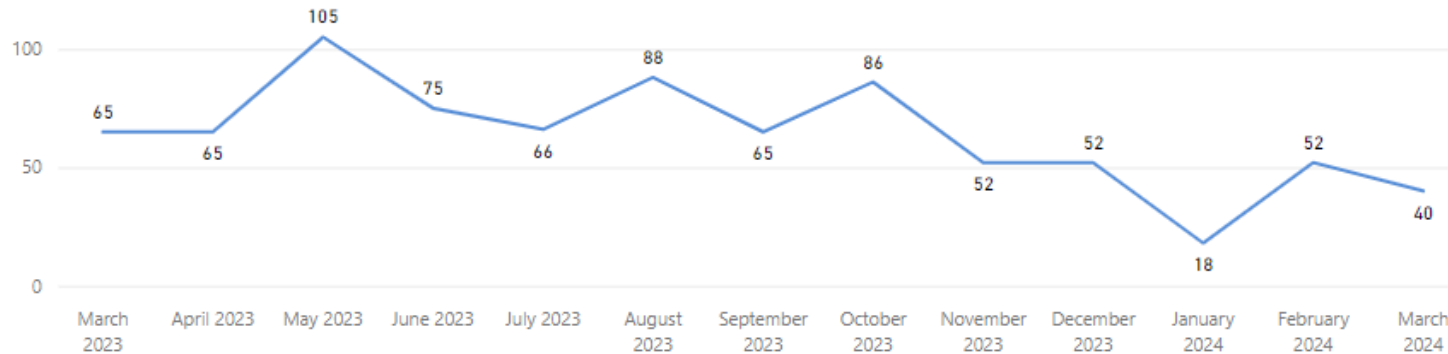
Received per Month (Avg)\*

24

Completed Filter

3/1/2023 3/31/2024

Completed by Month




Total Completed

829

Completed per Month (Avg)\*


64

\* months with zero activity are not calculated into the average





# Digital Multi-Media



Service

AV Examination

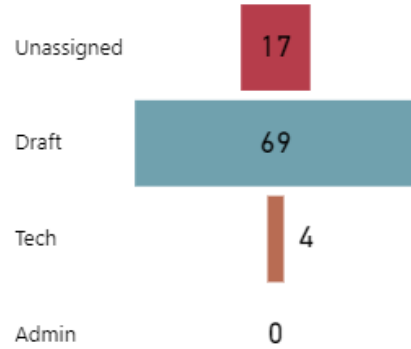
Priority Type

All

Backlogged Requests: 5

Avg Age of Backlog (days): 91

### Longest Time in Phase (Pending)



### # of Unassigned

2✓

Goal: 15 (+86.67%)

### # Pending Draft

3✓

Goal: 5 (+40%)

### # Pending Tech

3✓

Goal: 5 (+40%)

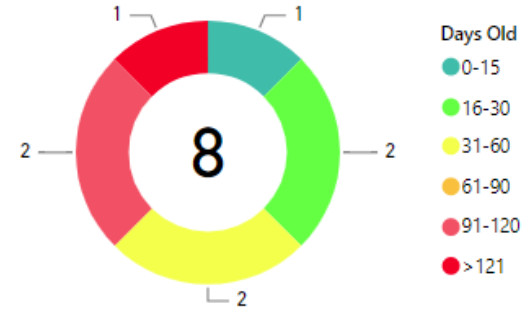
### # Pending Admin

0✓

Goal: 5 (+100%)

Goal= Threshold for the max # of requests in each bucket

### Pending Requests



Avg Age (days): 63

### Overall TAT (MTD)

30.4✓

Goal: 45, 46

### Overall TAT (Past 90 Days)

50.2!

Goal: 45, 46

### Analysis TAT (MTD)

4.1✓

Goal: 45, 46

### Analysis TAT (Past 90 Days)

21.2✓

Goal: 45, 46

### TAT by Phase of Work (MTD)

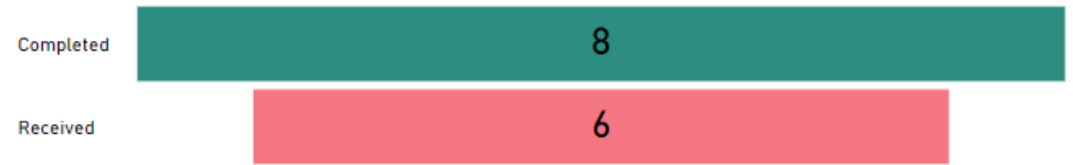


● Assign TAT ● Draft TAT ● Tech Review TAT ● Admin Review TAT


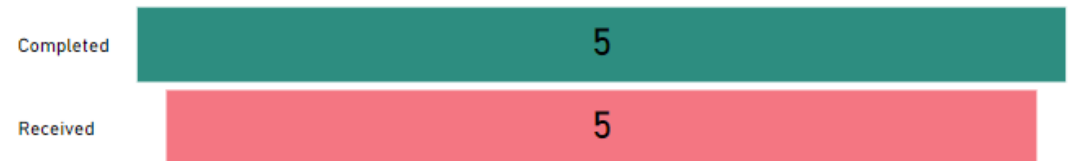
### TAT by Phase of Work (Past 90 Days)



### Month to Date



### 30 Day Avg (Over Past 90 Days)

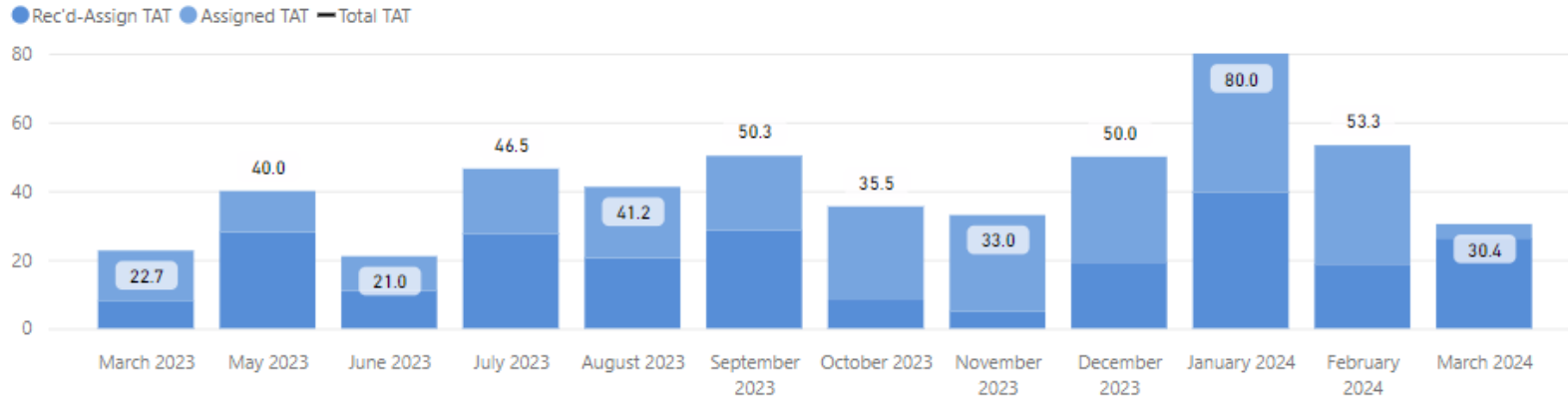


## Date Range

3/1/2023

3/31/2024

## Total TAT by Month



## Request Type

AV Examination

Priority Type

All

## Selected Time Frame Averages

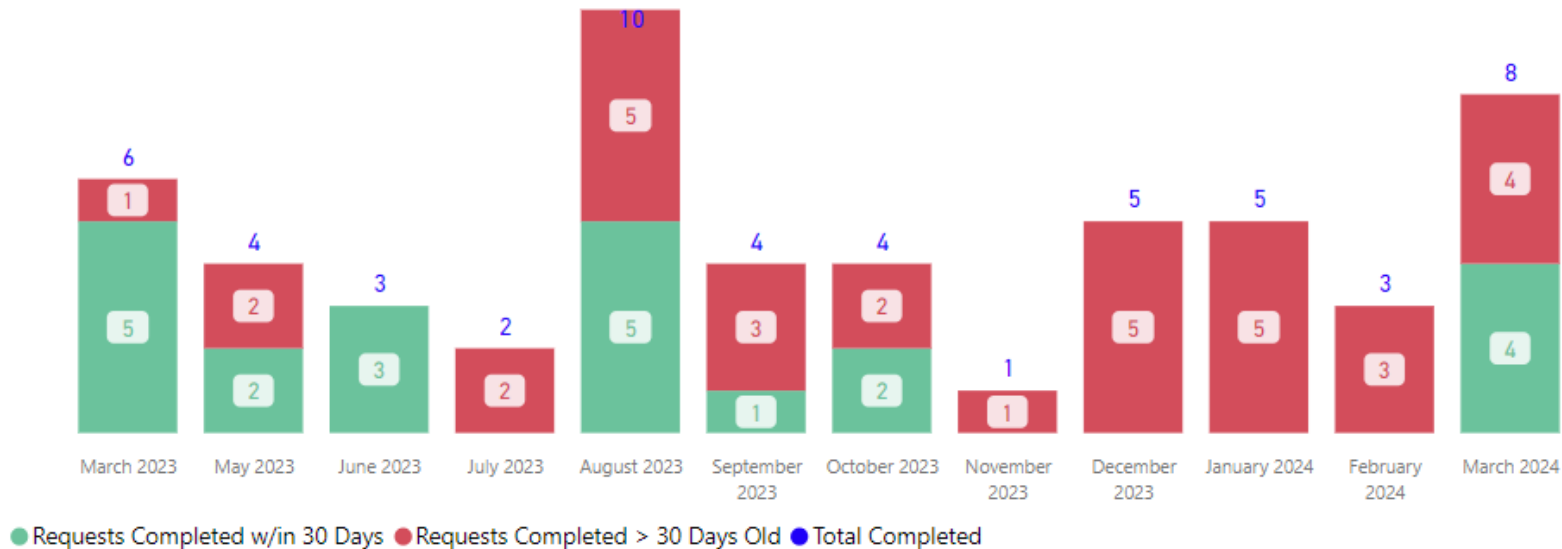
41.69

Total TAT (Rec'd-Compl.) Avg

20.53

Assigned TAT (Asgmt.-Compl.) Avg

## Requests Completed



## Received to Complete

55

Requests Completed


33

Requests Completed > 30 Days Old

60.00 %

% Completed > 30 Days Old

Requests more than 30 days old are considered to be backlogged requests



Service

AV Examination

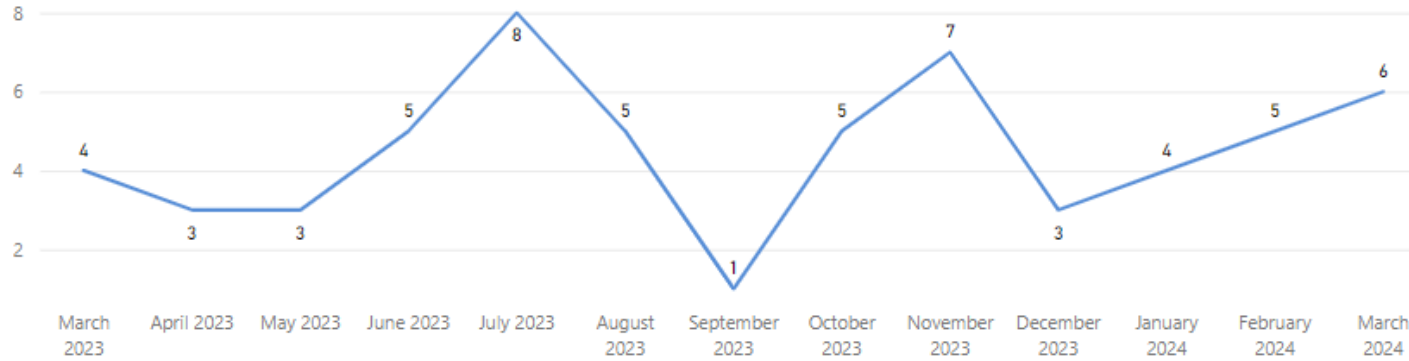
Priority Type

All

**Received Filter**

3/1/2023 3/31/2024

**Received by Month**



**Total Received**

**59**

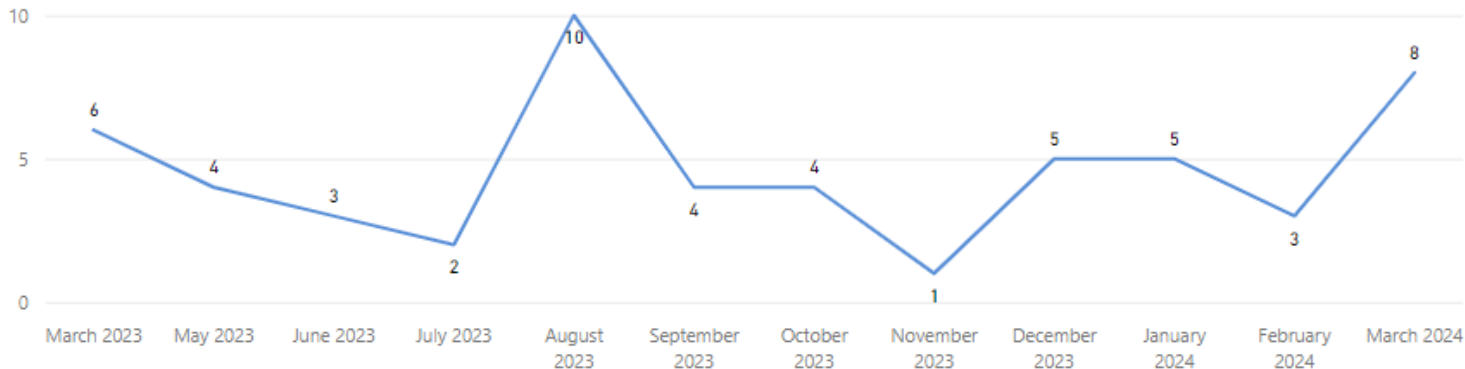
**Received per Month (Avg)\***

**5**

**Completed Filter**

3/1/2023 3/31/2024

**Completed by Month**




**Total Completed**

**55**

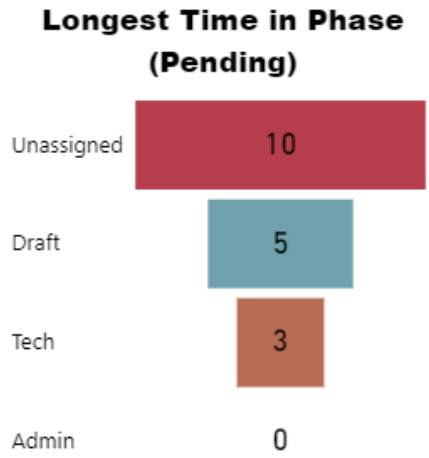
**Completed per Month (Avg)\***

**5**

\* months with zero activity are not calculated into the average

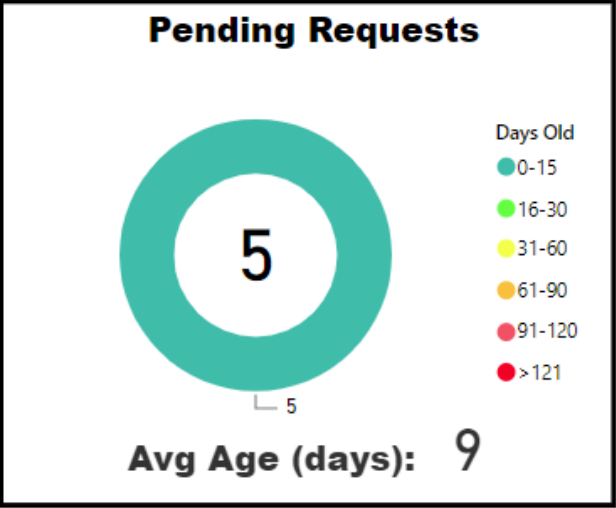


Service: **DFL** | Priority Type: **All** | Backlogged Requests: **0**  
 Avg Age of Backlog (days): **(Blank)**



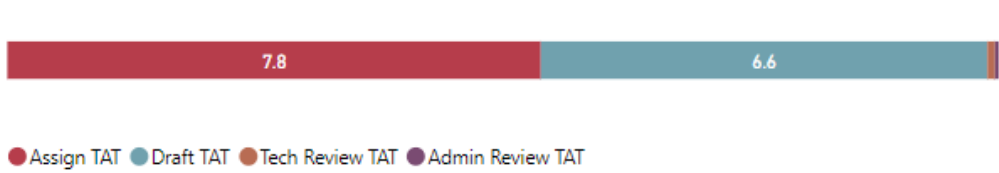
<b># of Unassigned</b> <b>2</b> ✓ Goal: 50 (+96%)	<b># Pending Draft</b> <b>2</b> ✓ Goal: 5 (+60%)
<b># Pending Tech</b> <b>1</b> ✓ Goal: 5 (+80%)	<b># Pending Admin</b> <b>0</b> ✓ Goal: 5 (+100%)

Goal= Threshold for the max # of requests in each bucket




<b>Overall TAT (MTD)</b> <b>14.6</b> ✓ Goal: 45, 46	<b>Analysis TAT (MTD)</b> <b>6.7</b> ✓ Goal: 45, 46
<b>Overall TAT (Past 90 Days)</b> <b>80.1</b> ! Goal: 45, 46	<b>Analysis TAT (Past 90 Days)</b> <b>19.2</b> ✓ Goal: 45, 46

### TAT by Phase of Work (MTD)




### Month to Date



### TAT by Phase of Work (Past 90 Days)



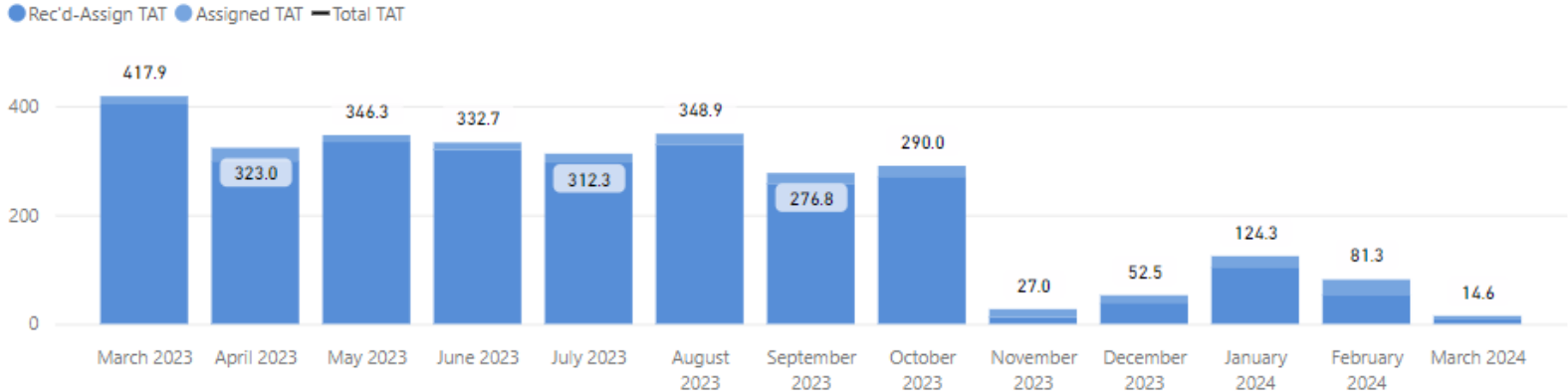
### 30 Day Avg (Over Past 90 Days)



Date Range

3/1/2023 3/31/2024

Total TAT by Month



**Request Type**

Multiple selections

Priority Type

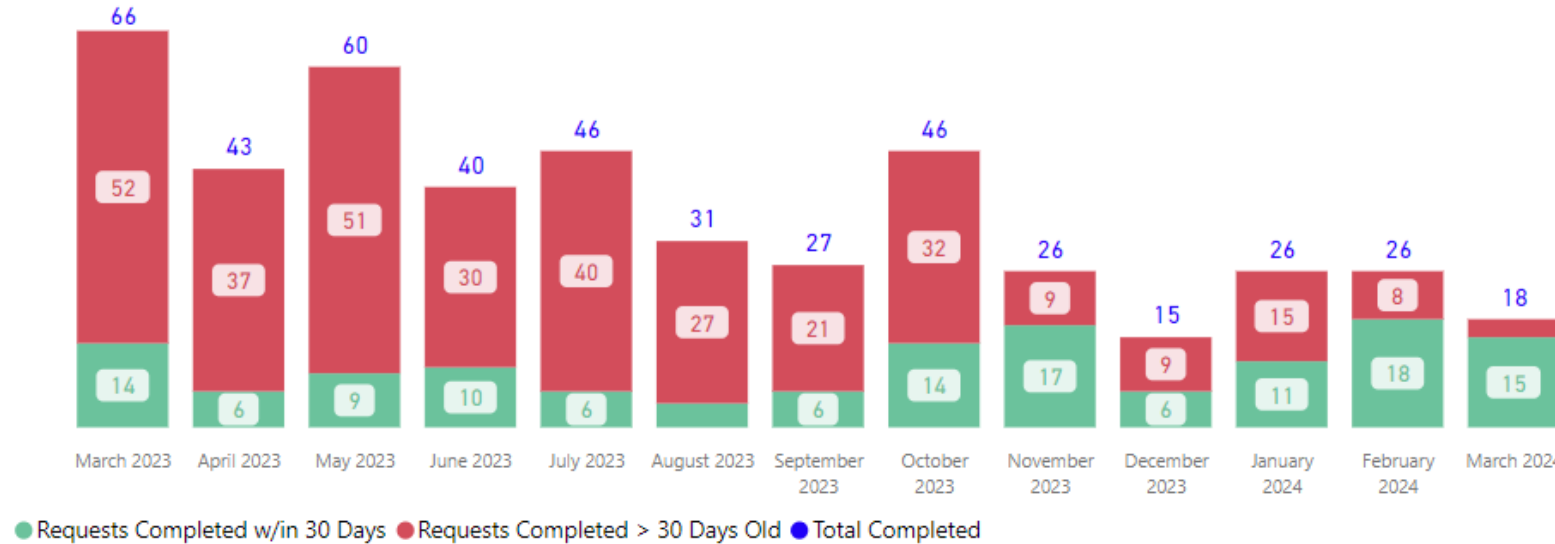
All

Selected Time Frame Averages

**273.73**  
 Total TAT (Rec'd-Compl.) Avg

**17.06**  
 Assigned TAT (Asgmt.-Compl.) Avg

Requests Completed




**Received to Complete**

**470**  
 Requests Completed

**334**  
 Requests Completed > 30 Days Old

**71.06 %**  
 % Completed > 30 Days Old



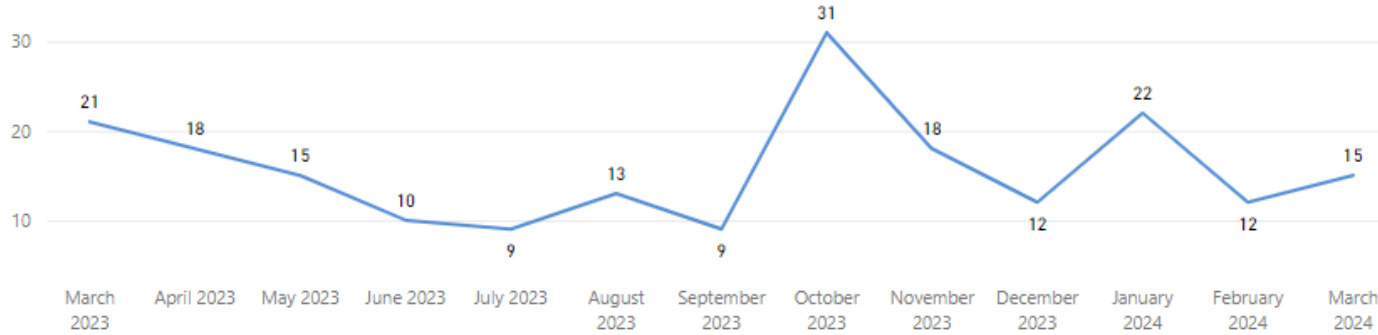
Requests more than 30 days old are considered to be backlogged requests

# DFL and DME

Service:  Priority Type:

**Received Filter**  
3/1/2023 3/31/2024

## Received by Month



**Total Received**

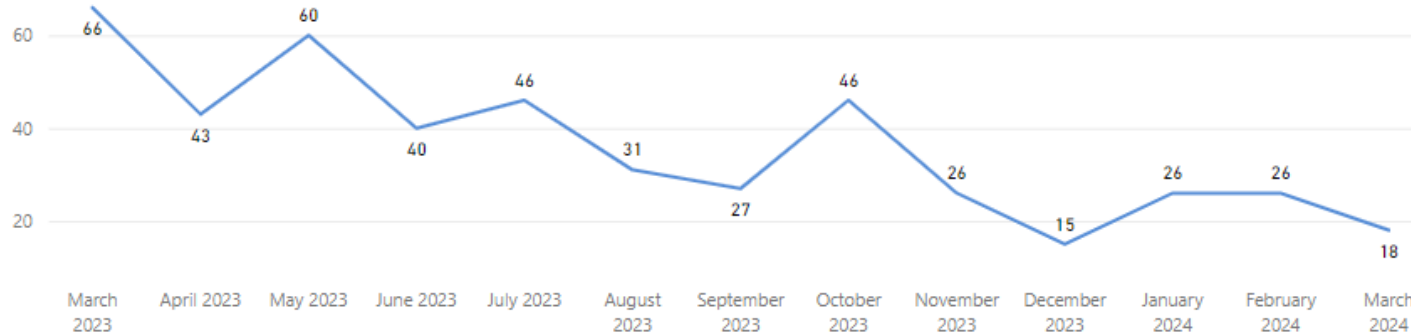
**205**

**Received per Month (Avg)\***

**16**

**Completed Filter**  
3/1/2023 3/31/2024

## Completed by Month




**Total Completed**

**470**


**Completed per Month (Avg)\***

**36**

\* months with zero activity are not calculated into the average



# Crime Scene Unit





Service

CSU Response

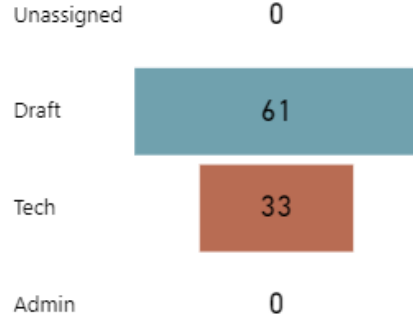
Priority Type

All

Backlogged Requests: 5

Avg Age of Backlog (days): 38

### Longest Time in Phase (Pending)



### # of Unassigned

0 ✓

Goal: 0

### # Pending Draft

21 ✓

Goal: 30 (+30%)

### # Pending Tech

45 !

Goal: 30 (-50%)

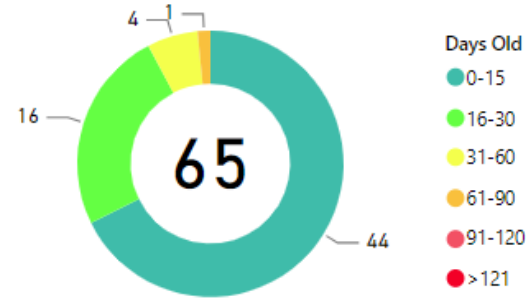
### # Pending Admin

0 ✓

Goal: 0

Goal= Threshold for the max # of requests in each bucket

### Pending Requests



Avg Age (days): 15

### Overall TAT (MTD)

18.3 ✓

Goal: 30, 31

### Analysis TAT (MTD)

18.3 ✓

Goal: 30, 31

### Overall TAT (Past 90 Days)

19.9 ✓

Goal: 30, 31

### Analysis TAT (Past 90 Days)

19.8 ✓


Goal: 30, 31

### TAT by Phase of Work (MTD)



● Assign TAT ● Draft TAT ● Tech Review TAT ● Admin Review TAT



### Month to Date



### TAT by Phase of Work (Past 90 Days)



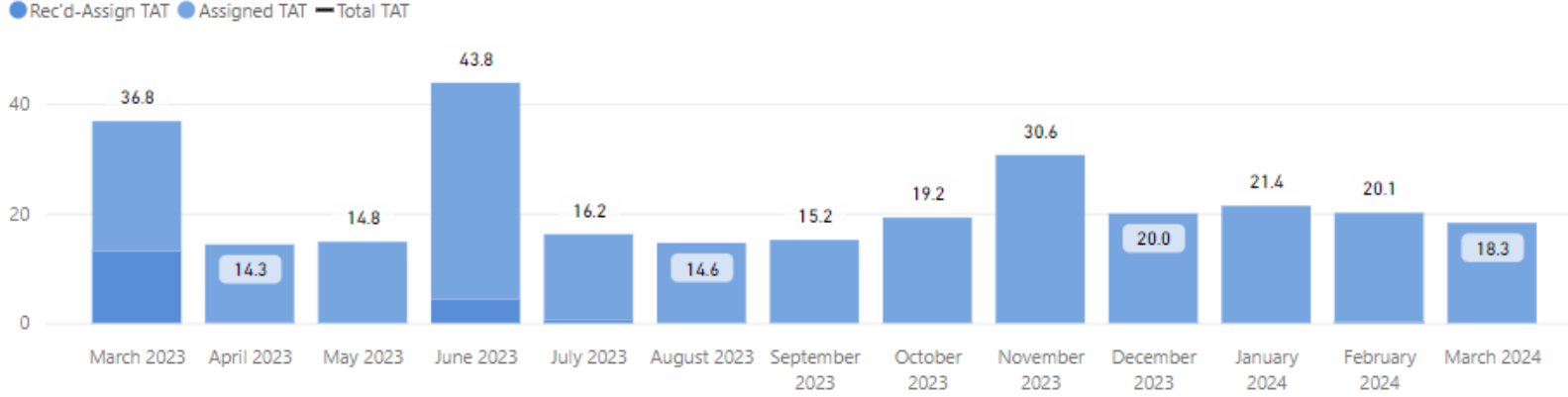
### 30 Day Avg (Over Past 90 Days)



### Date Range

3/1/2023 3/31/2024

### Total TAT by Month



### Request Type

CSU Response

Priority Type

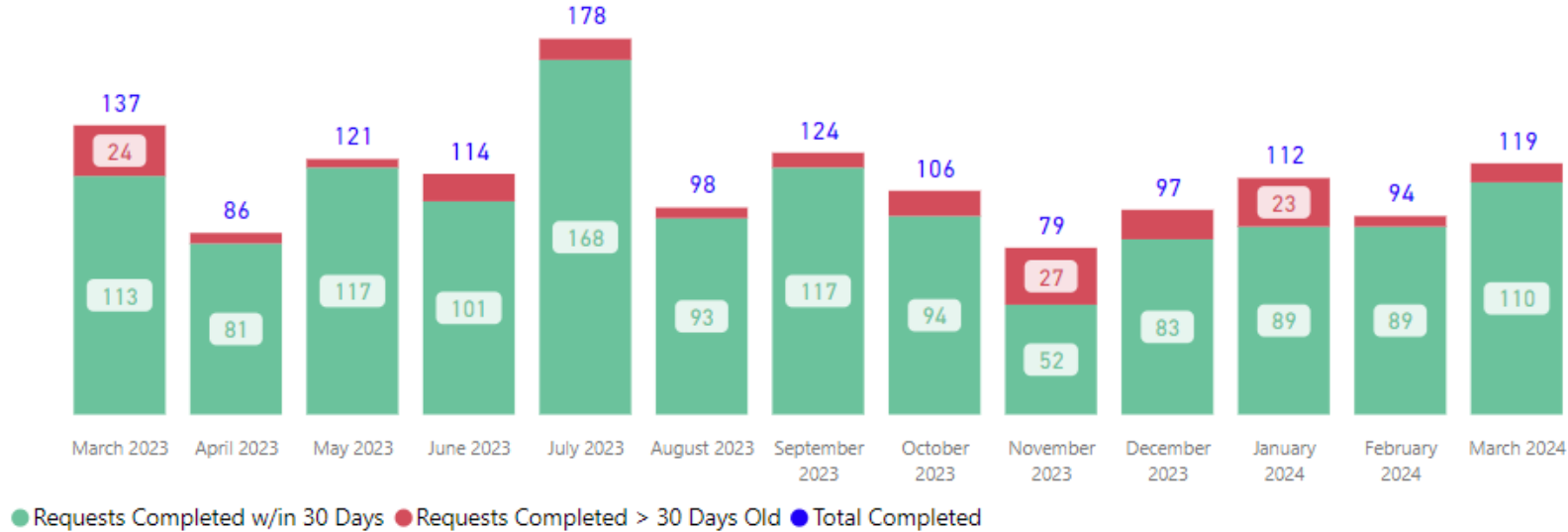
All

### Selected Time Frame Averages

**21.91**  
Total TAT (Rec'd-Compl.) Avg

**20.23**  
Assigned TAT (Asgmt.-Compl.) Avg

### Requests Completed



### Received to Complete

**1465**  
Requests Completed

**158**  
Requests Completed > 30 Days Old

**10.78 %**  
% Completed > 30 Days Old

Requests more than 30 days old are considered to be backlogged requests



Service

Priority Type

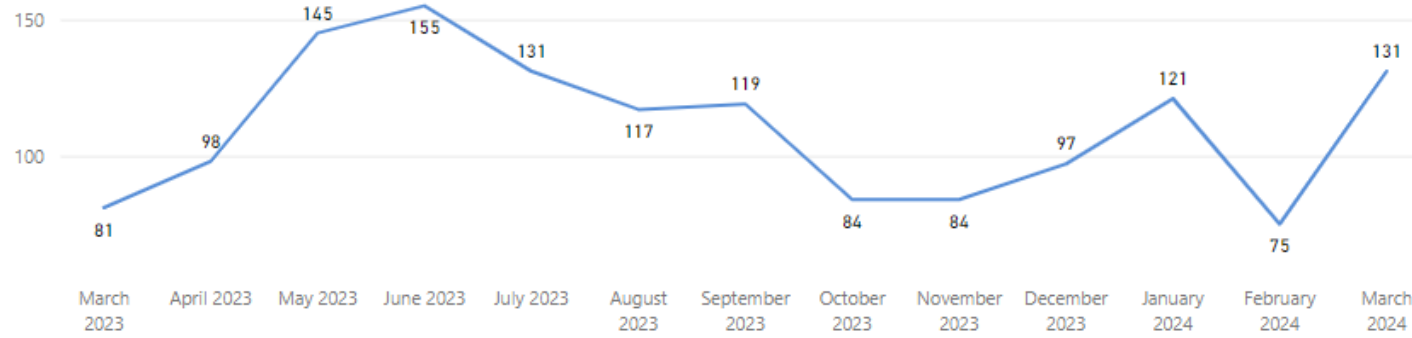
CSU Response

All

**Received Filter**

3/1/2023 3/31/2024

**Received by Month**



**Total Received**

**1,438**

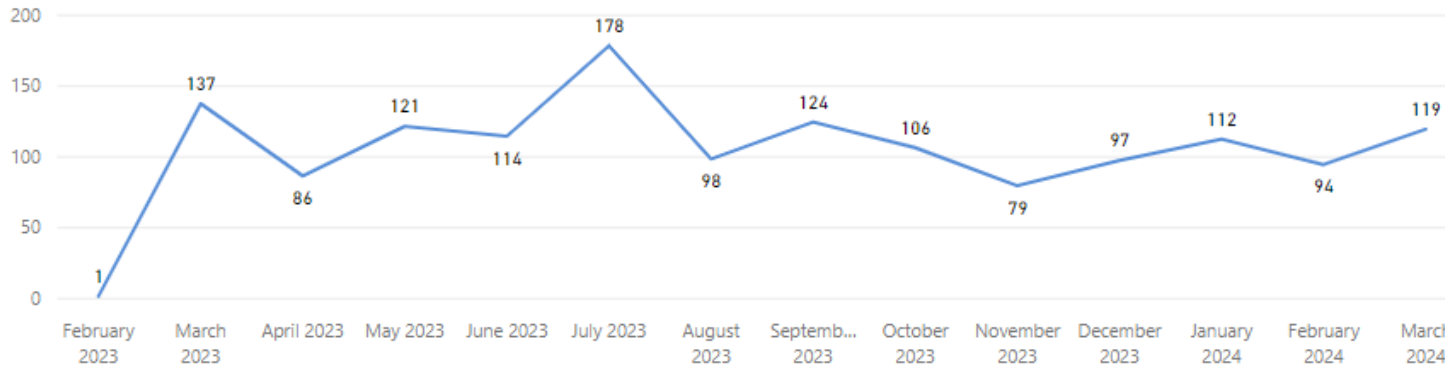
**Received per Month (Avg)\***

**111**

**Completed Filter**

3/1/2023 3/31/2024

**Completed by Month**




**Total Completed**

**1,466**

**Completed per Month (Avg)\***

**105**

**\* months with zero activity are not calculated into the average**



Service

CSU VEB

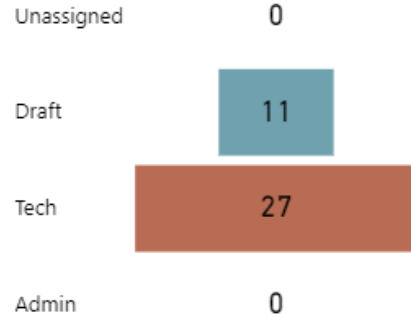
Priority Type

All

Backlogged Requests: 1

Avg Age of Backlog (days): 47

### Longest Time in Phase (Pending)



### # of Unassigned

0✓

Goal: 0

### # Pending Draft

5✓

Goal: 30 (+83.33%)

### # Pending Tech

21✓

Goal: 30 (+30%)

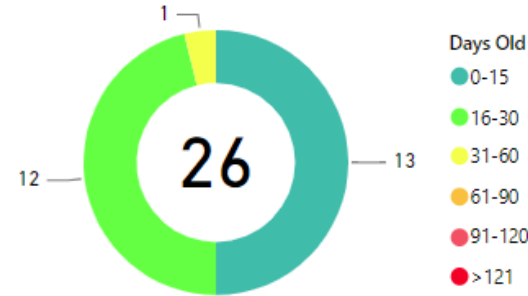
### # Pending Admin

0✓

Goal: 30 (+100%)

Goal= Threshold for the max # of requests in each bucket

### Pending Requests



Avg Age (days): 16

### Overall TAT (MTD)

20.8✓

Goal: 30, 31

### Overall TAT (Past 90 Days)

26.7✓

Goal: 30, 31

### Analysis TAT (MTD)

20.8✓

Goal: 30, 31

### Analysis TAT (Past 90 Days)

26.6✓

Goal: 30, 31

### TAT by Phase of Work (MTD)




Assign TAT Draft TAT Tech Review TAT Admin Review TAT



### TAT by Phase of Work (Past 90 Days)



### Month to Date



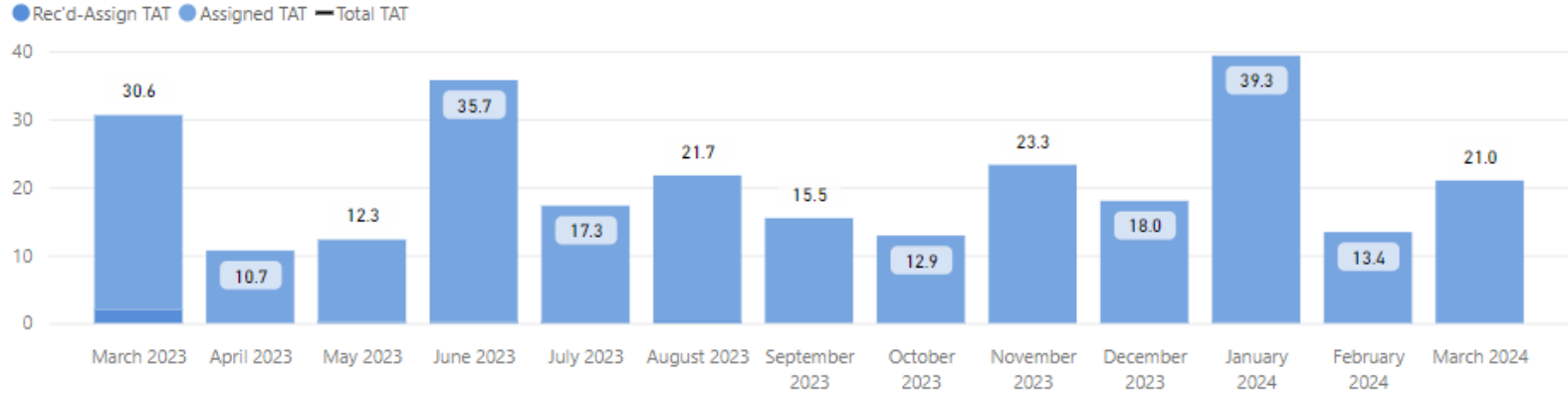
### 30 Day Avg (Over Past 90 Days)



### Date Range

3/1/2023 3/31/2024

### Total TAT by Month



### Request Type

CSU VEB

Priority Type

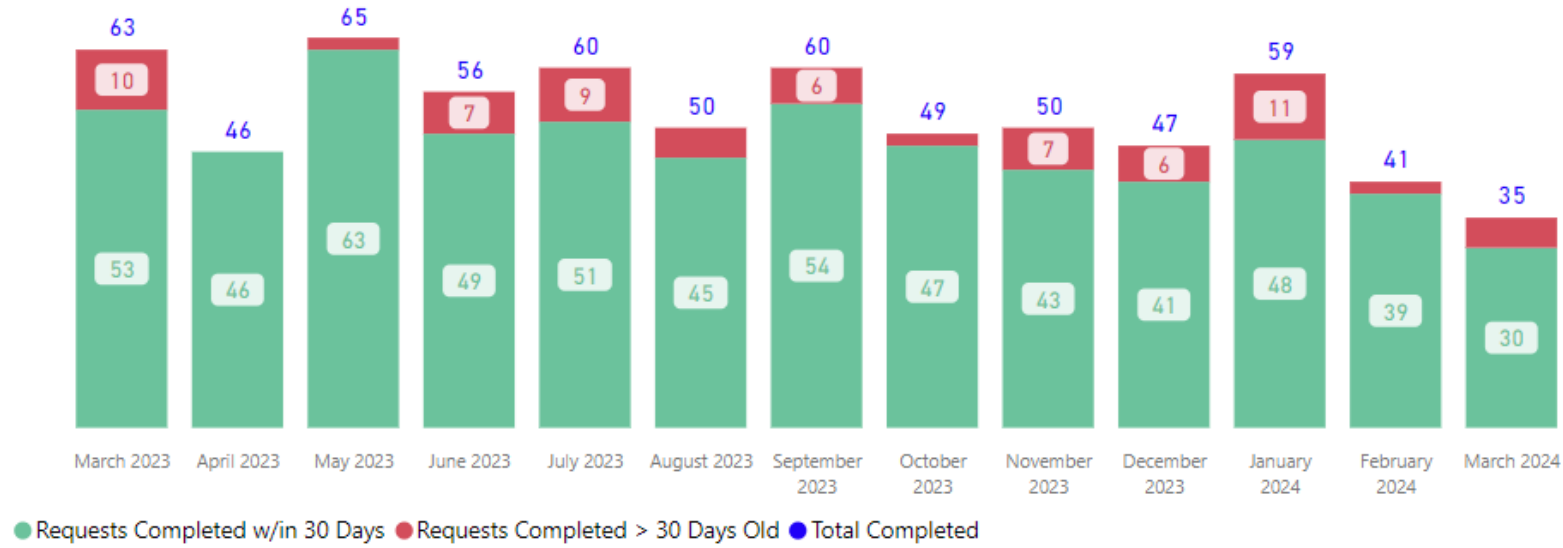
All

### Selected Time Frame Averages

**21.31**  
Total TAT (Rec'd-Compl.) Avg

**21.01**  
Assigned TAT (Asgmt.-Compl.) Avg

### Requests Completed




### Received to Complete

**681**  
Requests Completed

**72**  
Requests Completed > 30 Days Old

**10.57 %**  
% Completed > 30 Days Old

Requests more than 30 days old are considered to be backlogged requests



Service

CSU VEB

Priority Type

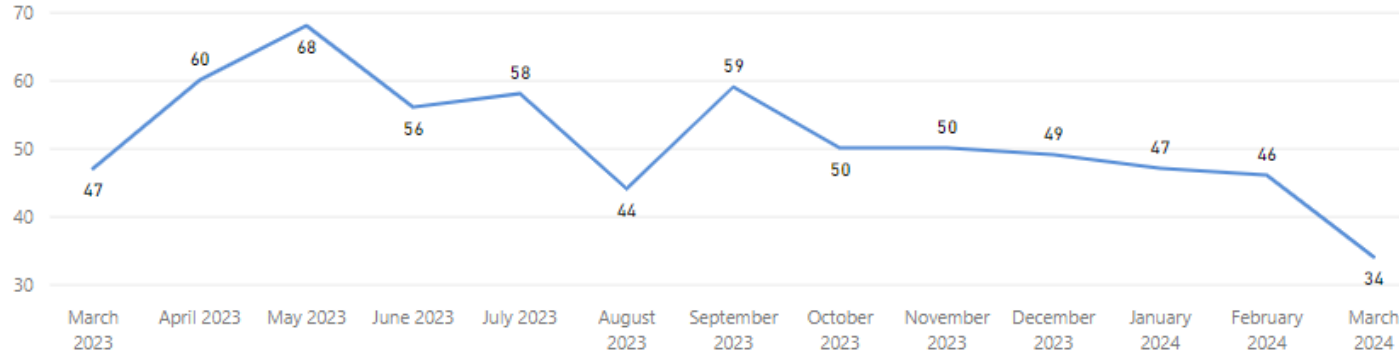
All

Received Filter

3/1/2023

3/31/2024

Received by Month



Total Received

668

Received per Month (Avg)\*

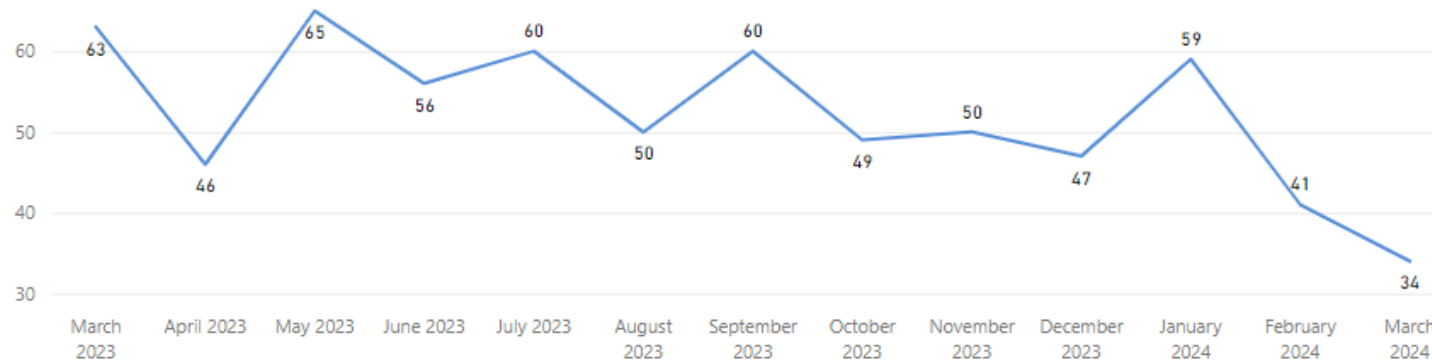
51

Completed Filter

3/1/2023

3/31/2024

Completed by Month



Total Completed

680

Completed per Month (Avg)\*

52

\* months with zero activity are not calculated into the average

