




# April 2024 Operations Data



# April 2024 Company Overview



## HFSC Turnaround Time (TAT)

### TAT Date Range\*

Porter Lee

Justice Trax

4/1/2024

4/30/2024

4/1/2024

4/30/2024

### Analysis TAT

**19**

### Overall TAT

**132**

\* Both Porter Lee and Justice Trax date ranges MUST be set to the same date range

## Backlog

Number of Requests  
Backlogged

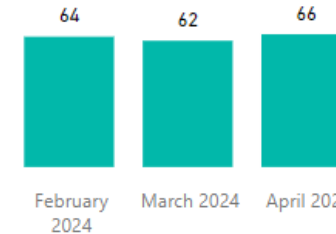
**4,631**

% of Requests in  
Backlog

**19.6%**

## Avg Age of Open Requests

### Avg Age of Open Request...



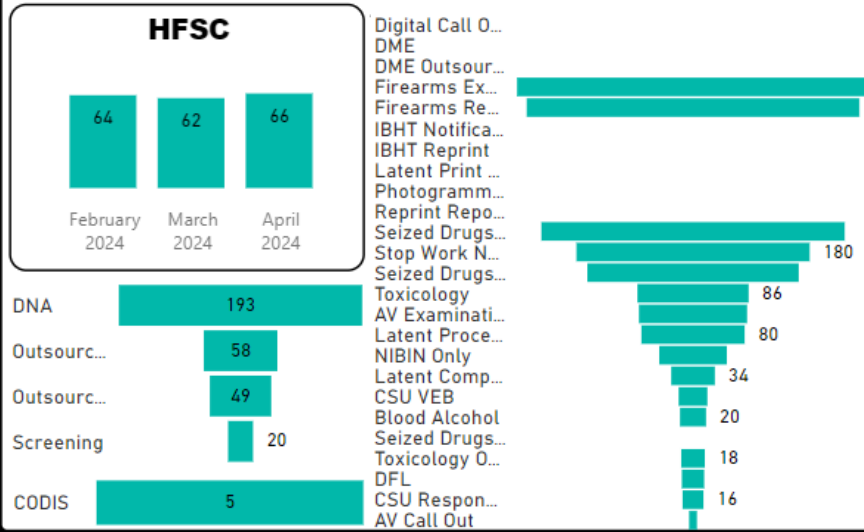
% Decrease in  
Avg Age of Open  
Requests\*

**38.3%**

\* compared to beginning of performance year

# April 2024 Company Overview

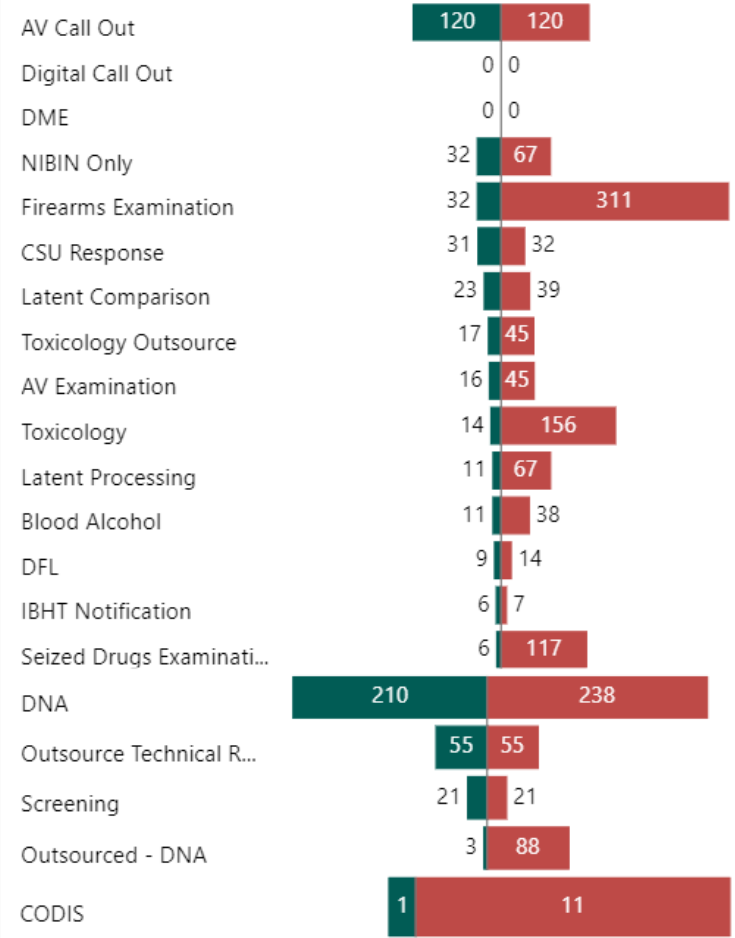
## Avg Age of Open Requests (Days)




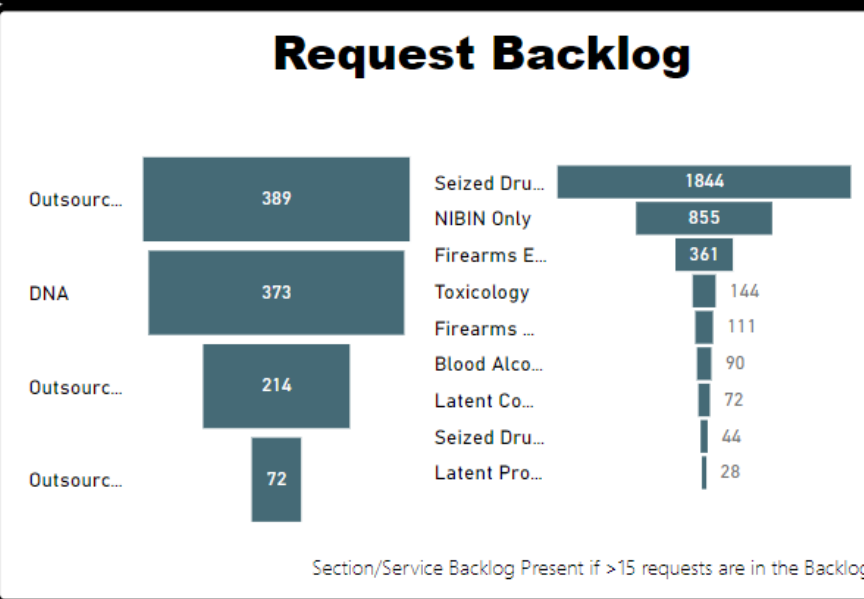
## Turnaround Time (Past 30 Days)

### HFSC

**19** Analysis TAT | **131** Overall TAT



## Request Backlog



# Key for Dashboard Section Pages

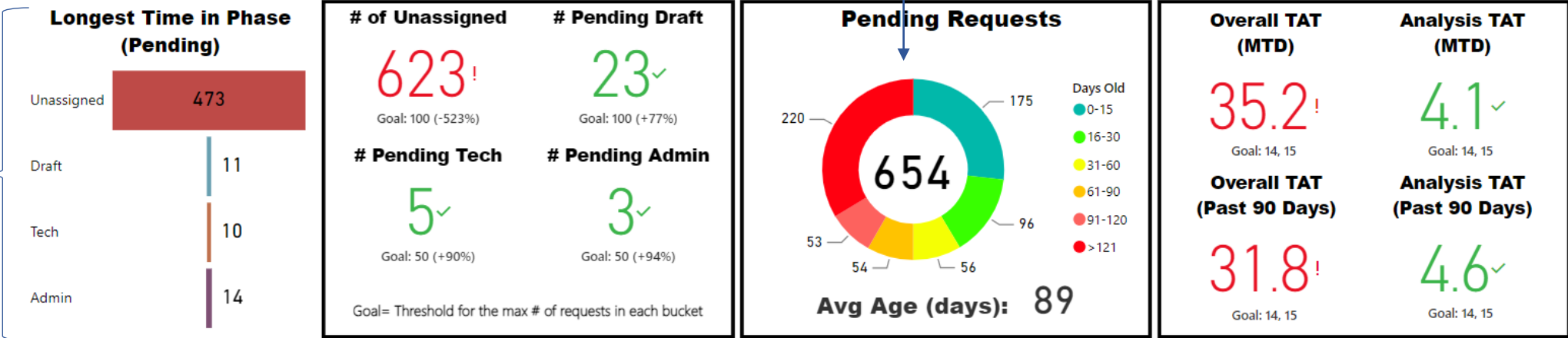
Center of ring=total pending cases  
 Ring=breakdown of age for all pending cases

Type of Testing →


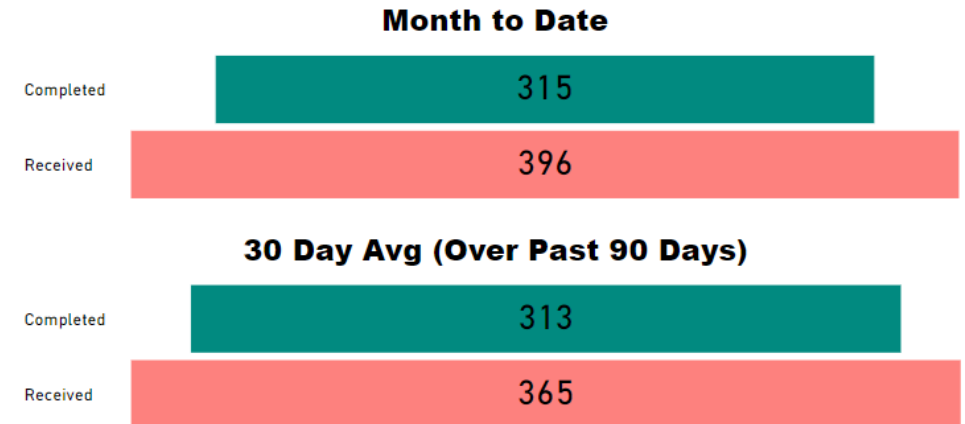
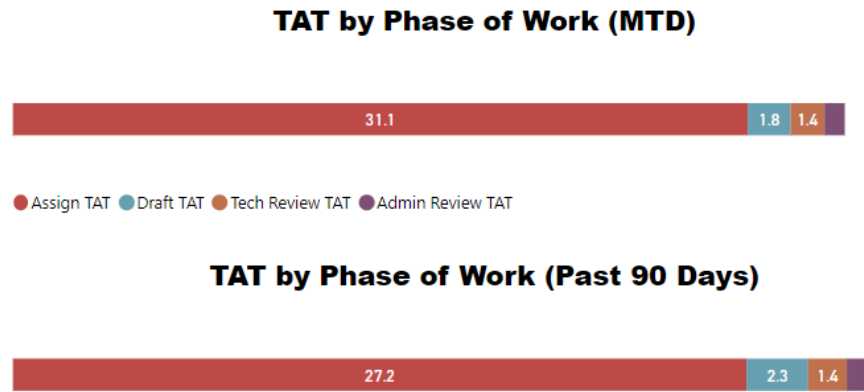
Service: **Seized Drugs Examination** | Priority Type: **All**

**Backlogged Requests: 383**  
**Avg Age of Backlog (days): 142**

Pending work



Turnaround time (days) by phase of work



TAT= Turnaround Time    MTD= Month to date    Backlogged Requests = Requests open over 30 days

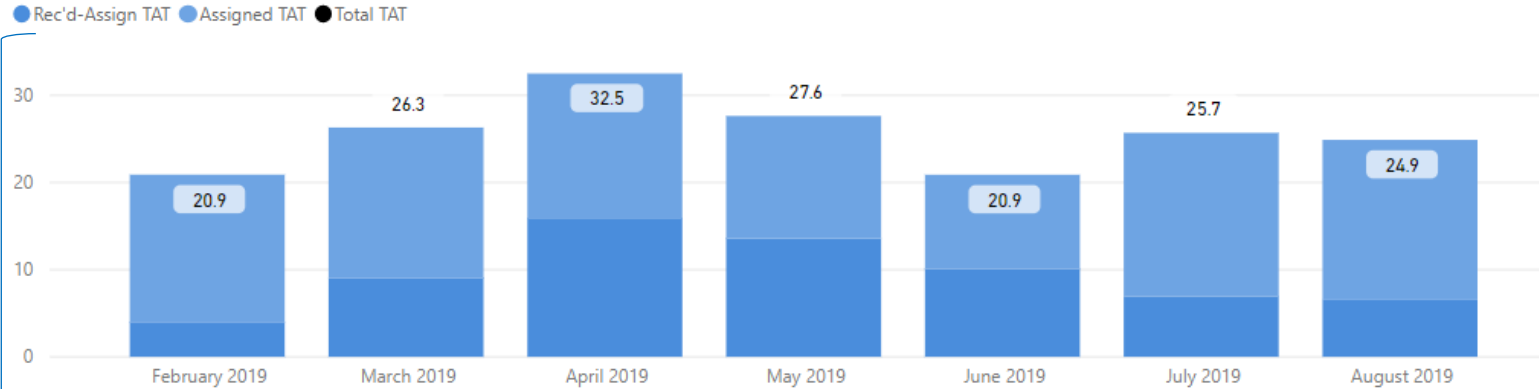
# Key for Dashboard Historical Pages 1/2

## Date Range

8/1/2018

8/31/2019

## Total TAT by Month



Type of testing

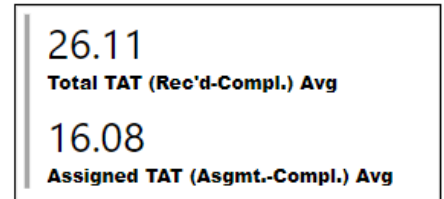
### Request Type

Firearms Examination

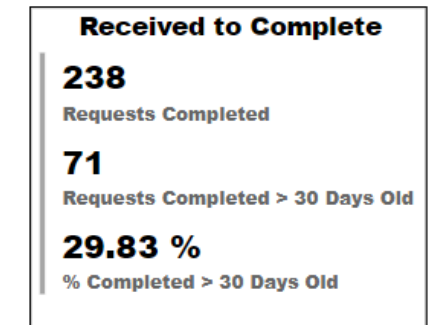
Priority Type: All

Report type

## Selected Time Frame Averages




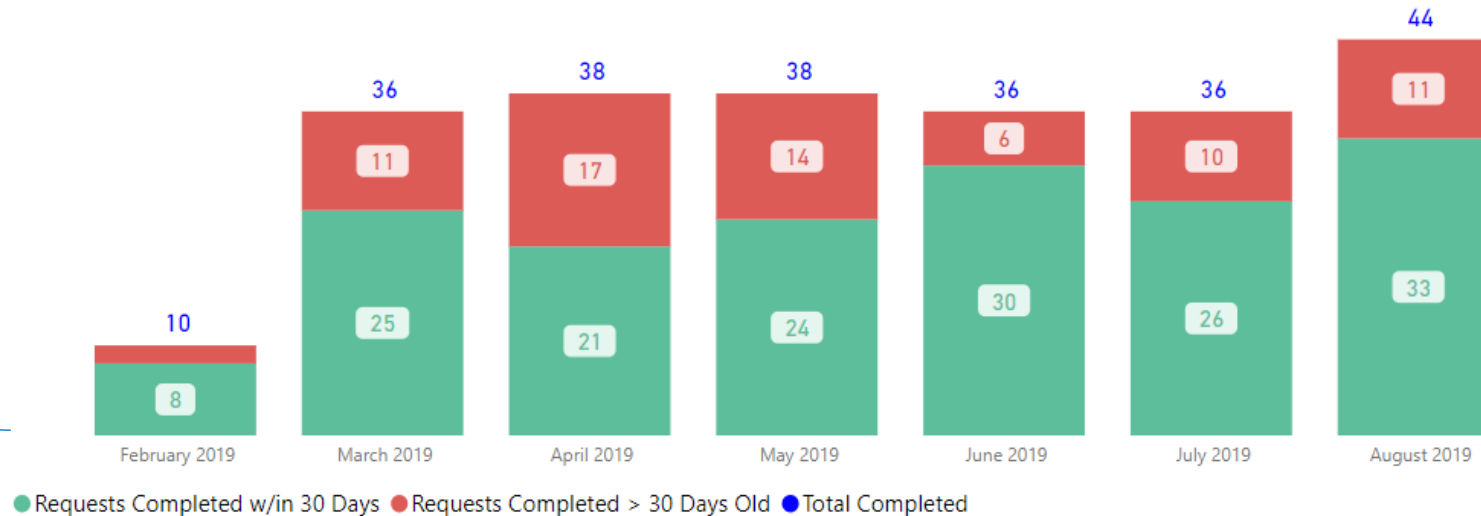
Overall average for the selected date range



Requests more than 30 days old are considered to be backlogged requests

Data broken down by month

## Requests Completed



TAT= Turnaround Time

# Key for Dashboard Historical Pages 2/2

Type of testing →

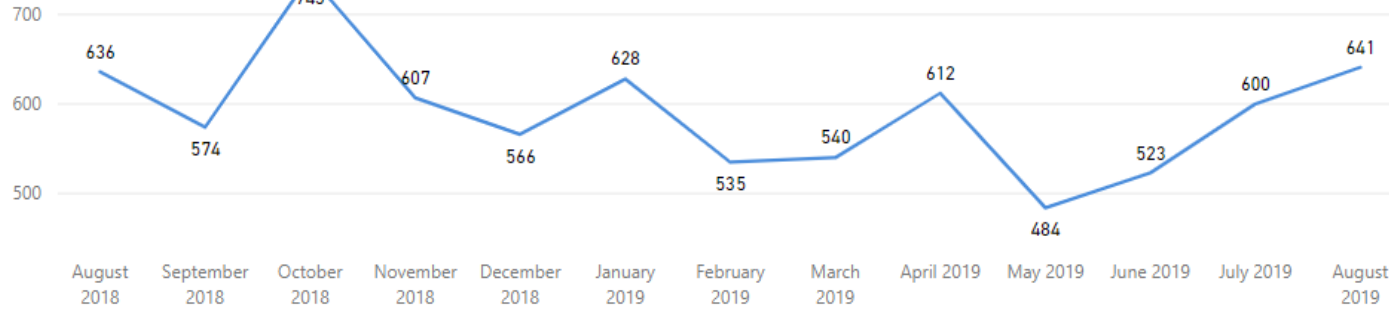
Service: Seized Drugs Examination  
 Priority Type: All

Report type

**Received Filter**

8/1/2018 8/31/2019

## Received by Month



## Total Received

7,689

Received per Month (Avg)\*

591

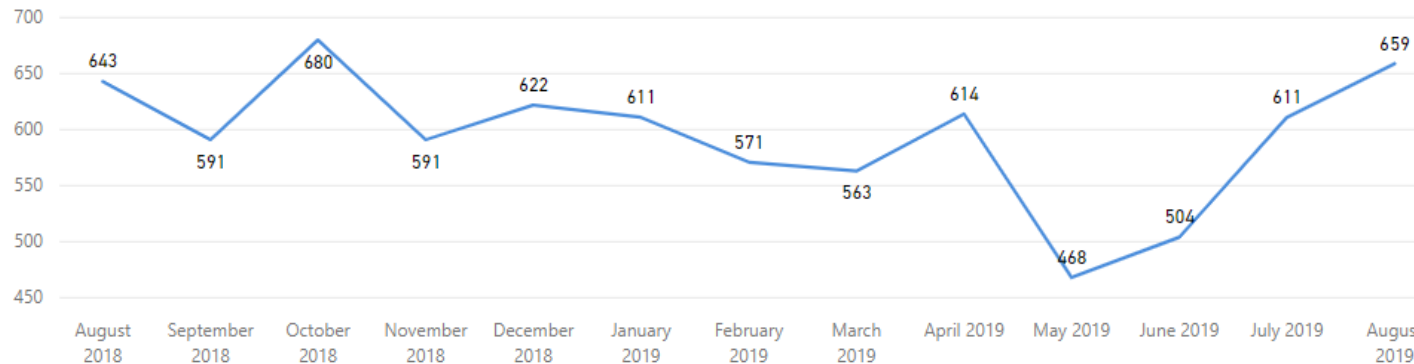
Overall average for the selected date range

Data broken down by month

**Completed Filter**

8/1/2018 8/31/2019

## Completed by Month



## Total Completed


7,728

Completed per Month (Avg)\*


594

Overall average for the selected date range

\* months with zero activity are not calculated into the average



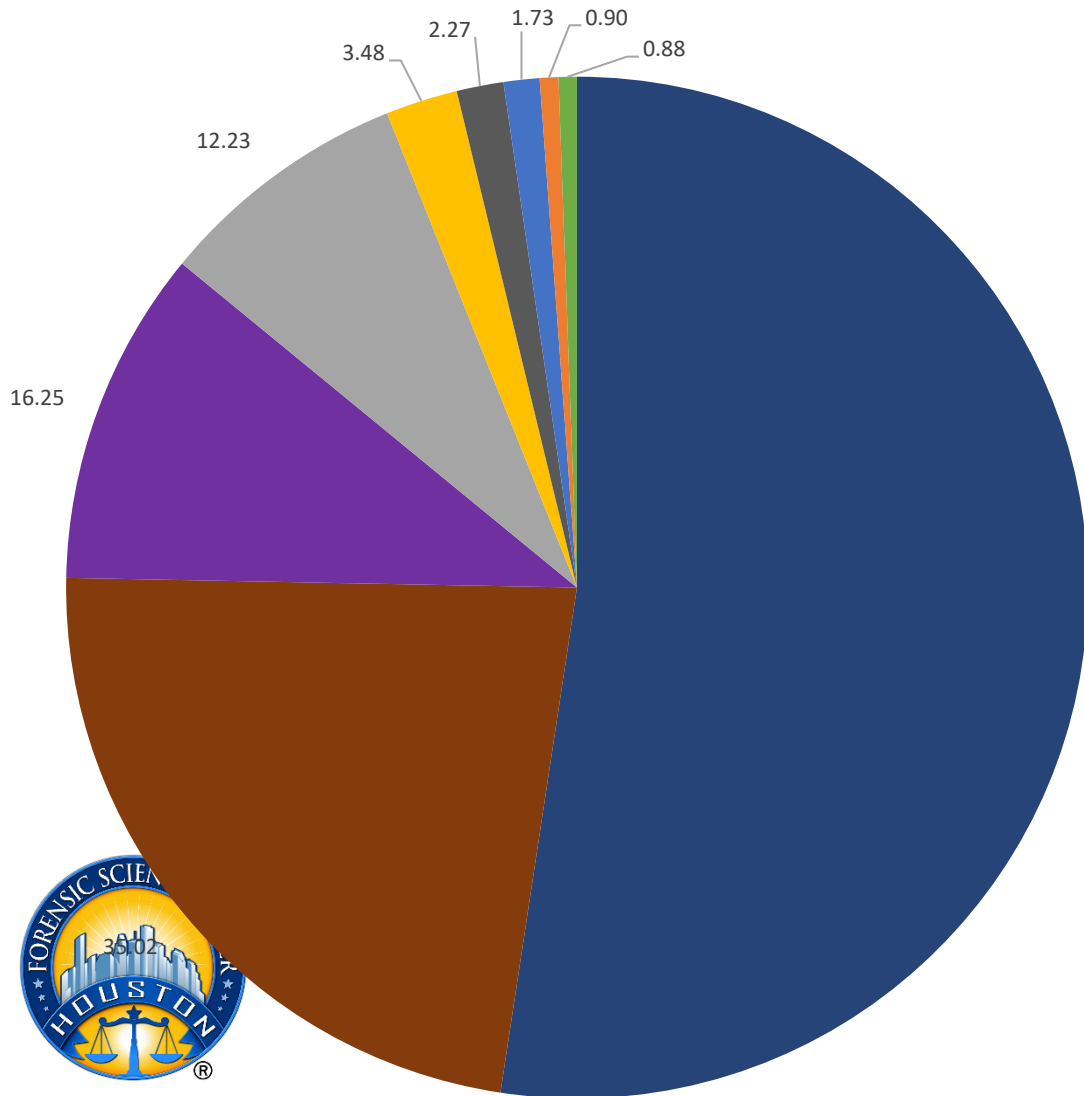
# Client Services and Case Management (CS/CM)



# CS/CM – April

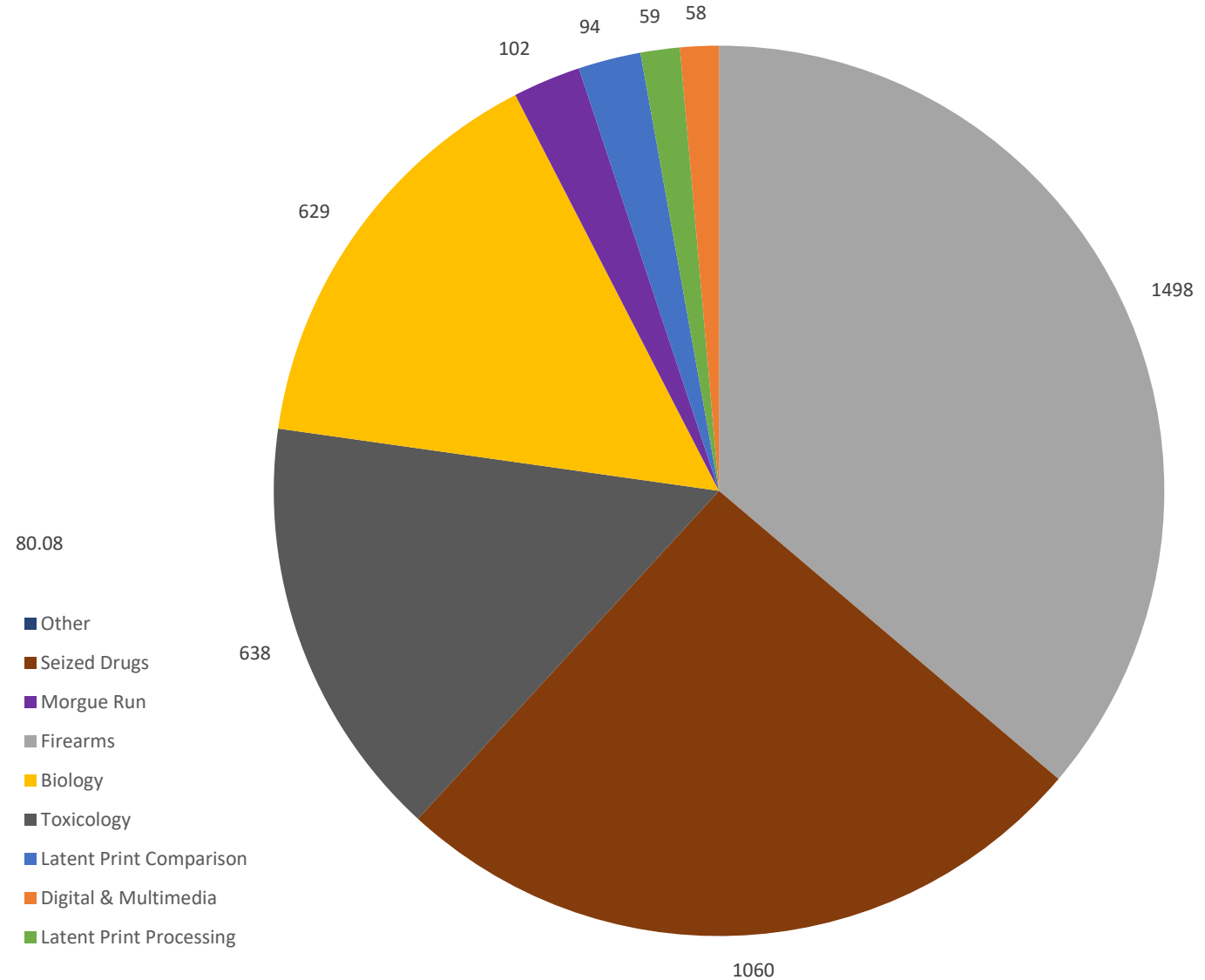
## Total Time by Section (Hours)

See Time Categories by Section slide for breakdown



# Evidence Handling

## Total Items by Section




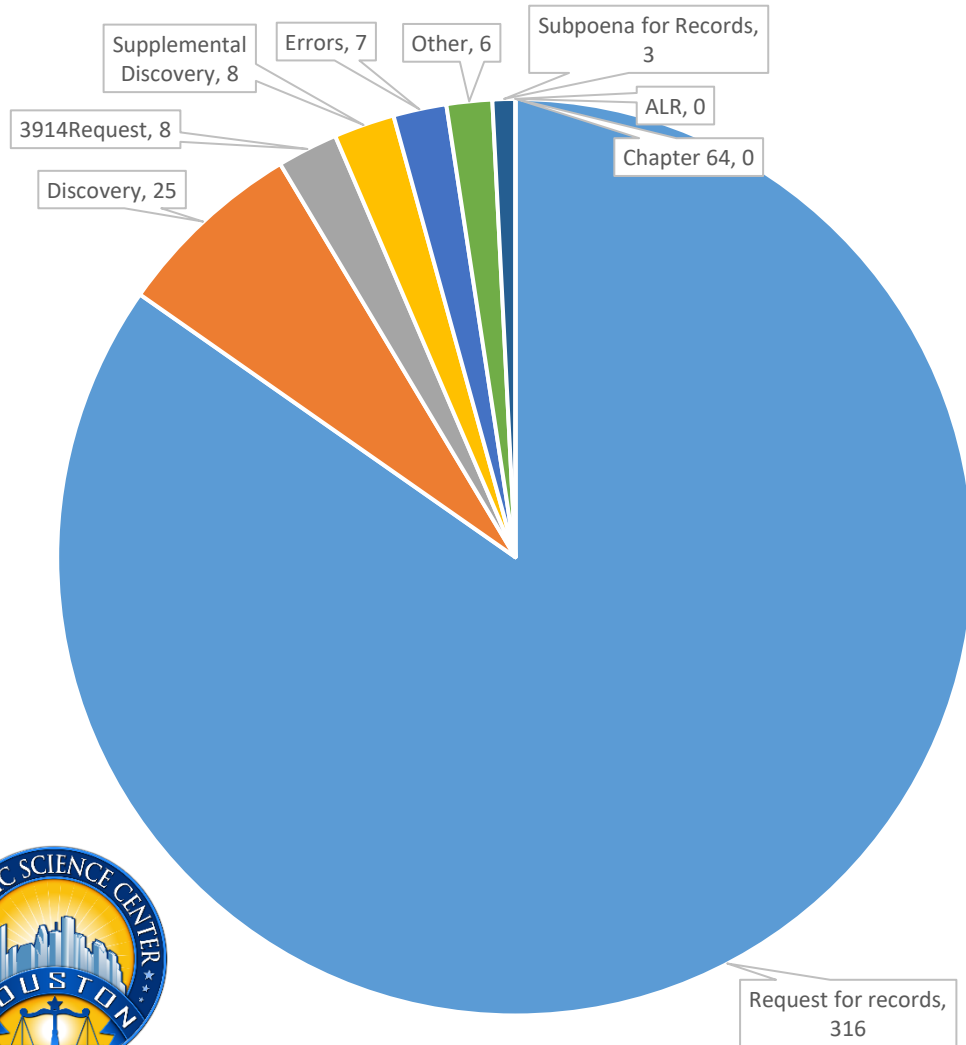
- Other
- Seized Drugs
- Morgue Run
- Firearms
- Biology
- Toxicology
- Latent Print Comparison
- Digital & Multimedia
- Latent Print Processing



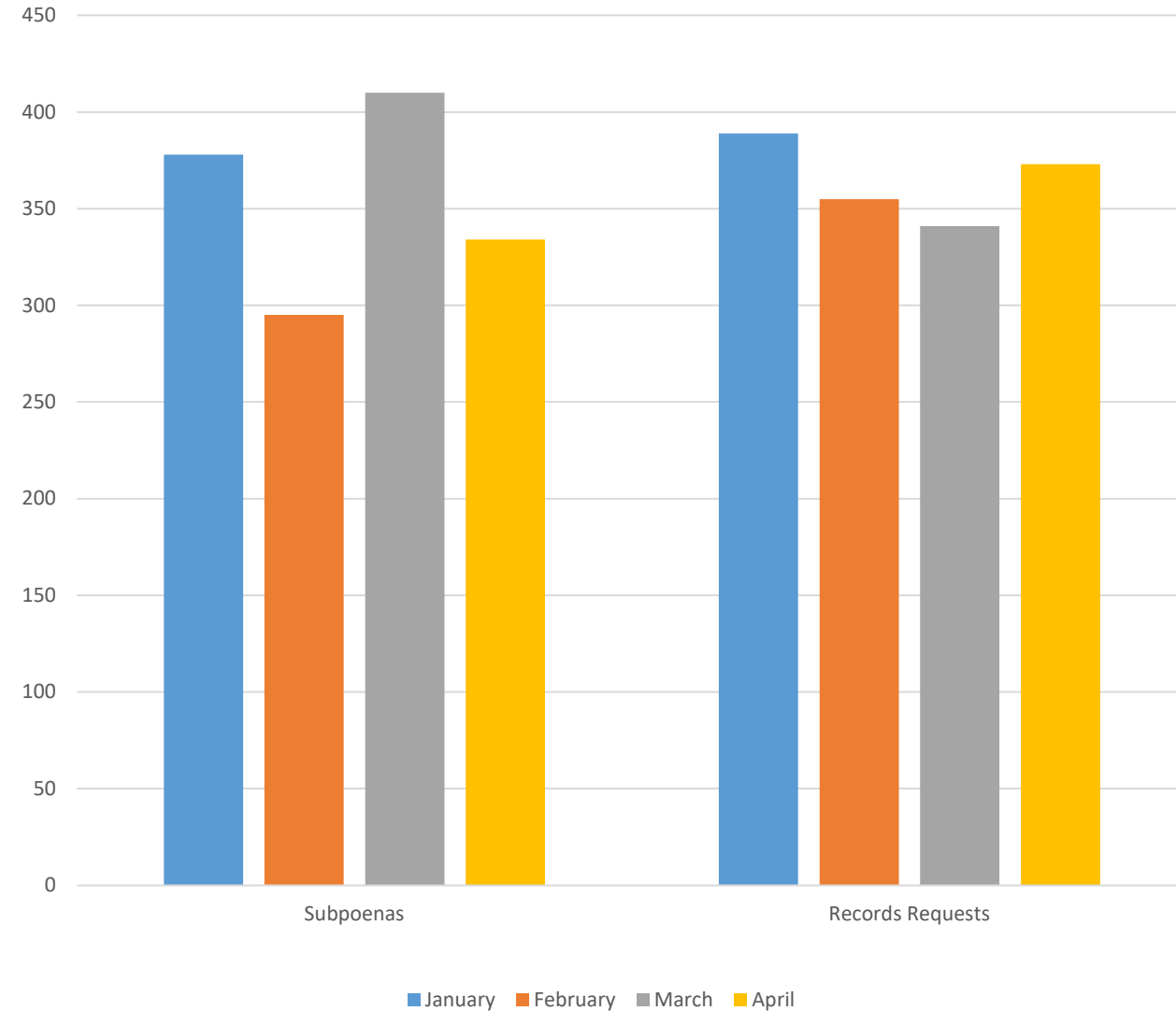
# CS/CM – April

# Administrative

Requests by Type



Subpoenas & Records Requests



# Time Categories – April

# Evidence Handling

25

20

15

10

5

0

- Toxicology
- Seized Drugs
- Other
- Morgue Run
- Latent Print Processing
- Latent Print Comparison
- Firearms
- Digital & Multimedia
- Biology

Escort/Detail Dead Time  
 Travel Time  
 Case Imports  
 SD Travel Time  
 JT Label Time  
 LIMS Receive Time  
 Evidence Check  
 SD Evidence Staging  
 LIMS Return Time  
 Morgue Run Travel Time  
 PR JT Receive Time  
 New Sub Time  
 Jefferson Dead Time  
 Weapons Room Receive  
 Property Room/NER Dead Time  
 Property Room/NER Return  
 Property Room/NER Receive  
 Morgue Run EMS Time  
 SD Assist  
 Morgue Run Receive Time  
 Weapons Room Return  
 Morgue Run Research  
 Weapons Room Evidence Check



Service

CSCM Tox Accession

Priority Type

All

Backlogged Requests: 0

Avg Age of Backlog (days): (Blank)

Longest Time in Phase (Pending)

Unassigned	0
Draft	0
Admin	0

# of Unassigned # Pending Draft

2✓

Goal: 150 (+98.67%)

0✓

Goal: 3 (+100%)

# Pending Admin

4✓

Goal: 60 (+93.33%)

Goal= Threshold for the max # of requests in each bucket

Pending Requests



- Days Old
- 0-15
- 16-30
- 31-60
- 61-90
- 91-120
- > 121

Avg Age (days): 0

Overall TAT (MTD)

0.9✓

Goal: 5, 10

Overall TAT (Past 90 Days)

0.9✓

Goal: 5, 10

Accessioning TAT is TAT for request received to assigned.

Accessioning TAT (MTD)

0.9✓

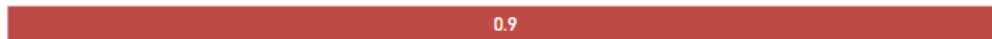
Goal: 5, 10

Accessioning TAT (Past 90 Days)

0.8✓

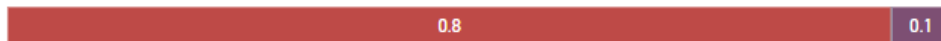
Goal: 5, 10

TAT by Phase of Work (MTD)




Assign TAT Draft TAT Admin Review TAT

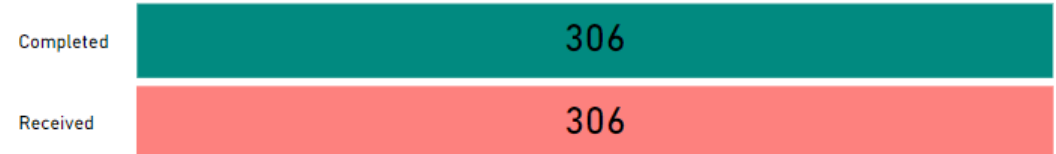
TAT by Phase of Work (Past 90 Days)



Month to Date



30 Day Avg (Over Past 90 Days)

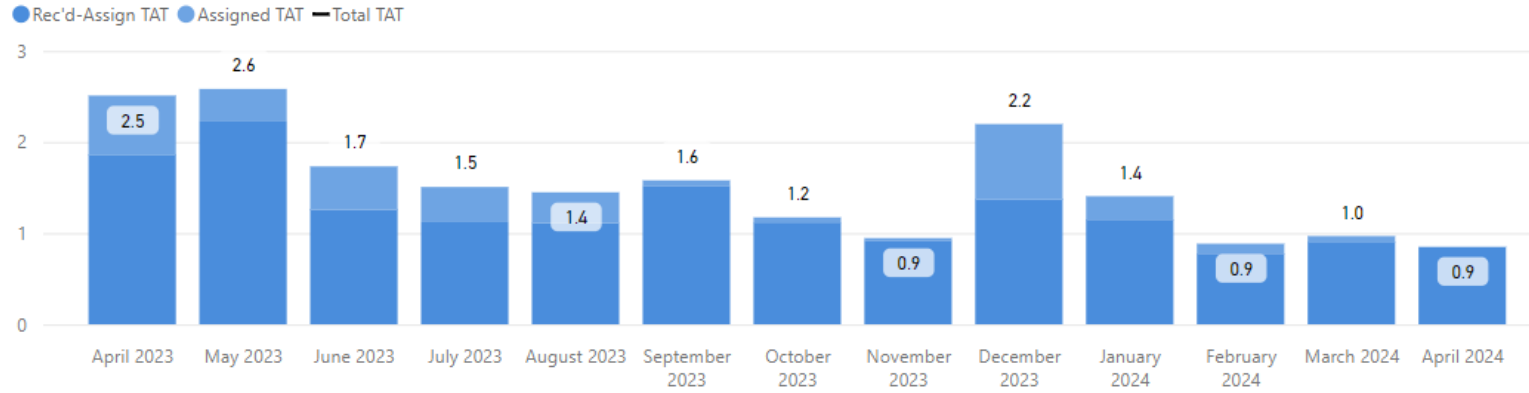


## Date Range

4/1/2023

4/30/2024

## Total TAT by Month



## Request Type

CSCM Tax Accession

Priority Type

All

## Selected Time Frame Averages

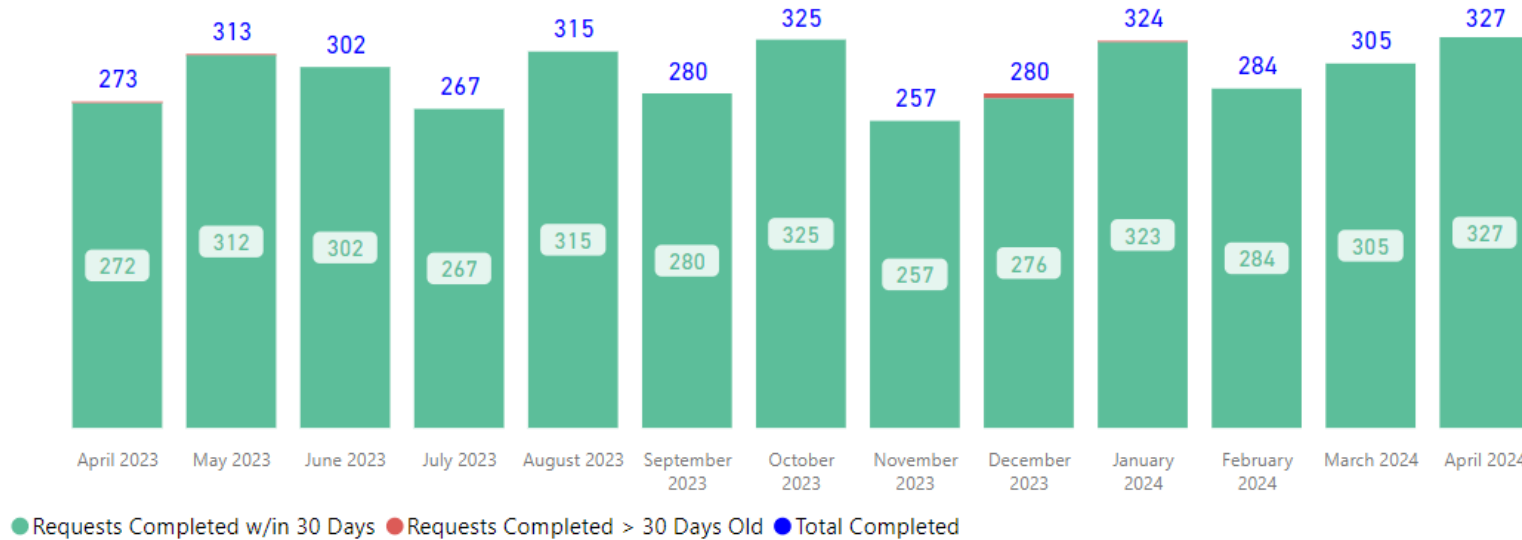
1.51

Total TAT (Rec'd-Compl.) Avg

0.27

Assigned TAT (Asgmt.-Compl.) Avg

## Requests Completed



## Received to Complete

3852

Requests Completed


7

Requests Completed > 30 Days Old

0.18 %

% Completed > 30 Days Old

Requests more than 30 days old are considered to be backlogged requests



Service

CSCM Tax Accession

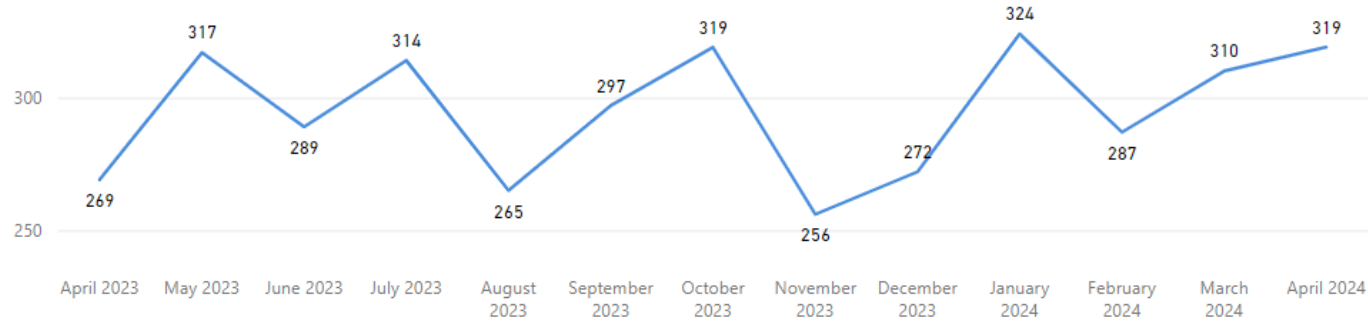
Priority Type

All

**Received Filter**

4/1/2023 4/30/2024

**Received by Month**



**Total Received**

3,838

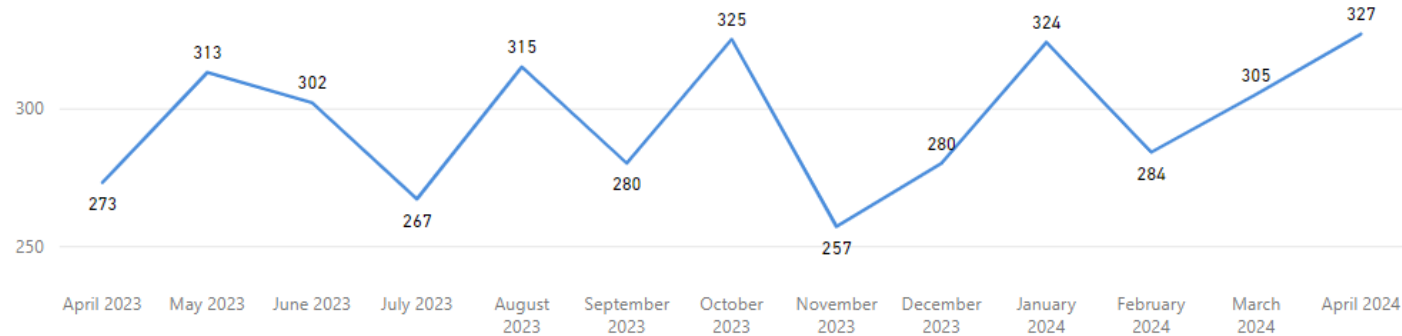
**Received per Month (Avg)\***

295

**Completed Filter**

4/1/2023 4/30/2024

**Completed by Month**




**Total Completed**

3,852

**Completed per Month (Avg)\***

296

\* months with zero activity are not calculated into the average



Service: **CSCM Tox Rejection** | Priority Type: **All** | Backlogged Requests: **0** | Avg Age of Backlog (days): **(Blank)**

Longest Time in Phase (Pending)		# of Unassigned	# Pending Draft	Pending Requests	Days Old ● 0-15 ● 16-30 ● 31-60 ● 61-90 ● 91-120 ● >121	Overall TAT (MTD)	Accessioning TAT (MTD)
Unassigned	0	0 ✓ Goal: 3 (+100%)	0 ✓ Goal: 5 (+100%)			0	
Draft	0	# Pending Admin		Overall TAT (Past 90 Days)	Accessioning TAT (Past 90 Days)		
Admin	0	0 ✓ Goal: 10 (+100%)		4.0 ✓ Goal: 5, 10	0.0 ✓ Goal: 5, 10		

Goal= Threshold for the max # of requests in each bucket

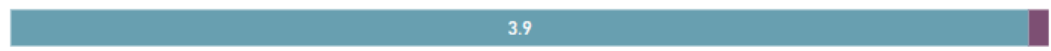
Avg Age (days): (Blank)

Accessioning TAT is TAT for request received to assigned.


**TAT by Phase of Work (MTD)**

● Assign TAT ● Draft TAT ● Admin Review TAT


**TAT by Phase of Work (Past 90 Days)**



**Month to Date**



**30 Day Avg (Over Past 90 Days)**



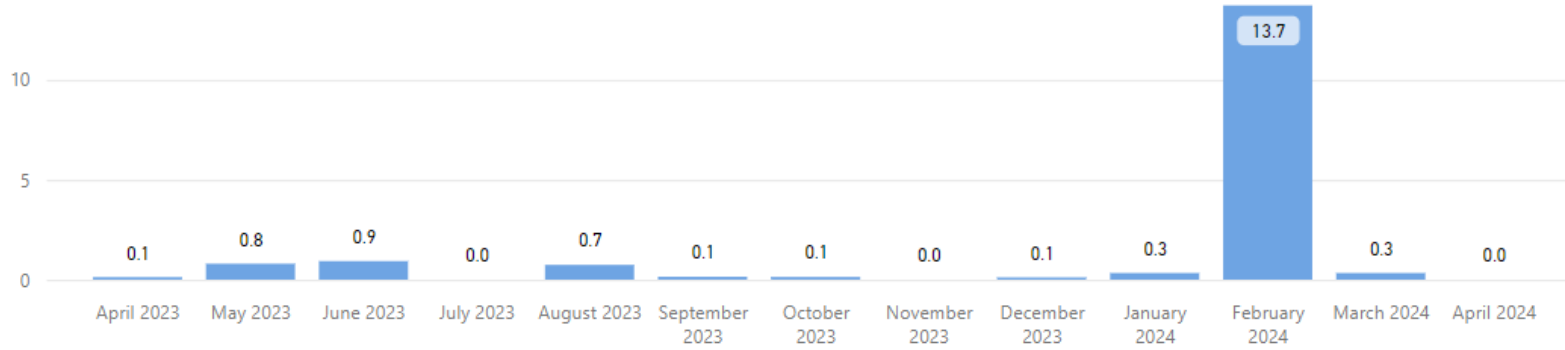
### Date Range

4/1/2023

4/30/2024

### Total TAT by Month

● Rec'd-Assign TAT ● Assigned TAT — Total TAT



### Request Type

CSCM Tox Rejection

Priority Type

All

### Selected Time Frame Averages

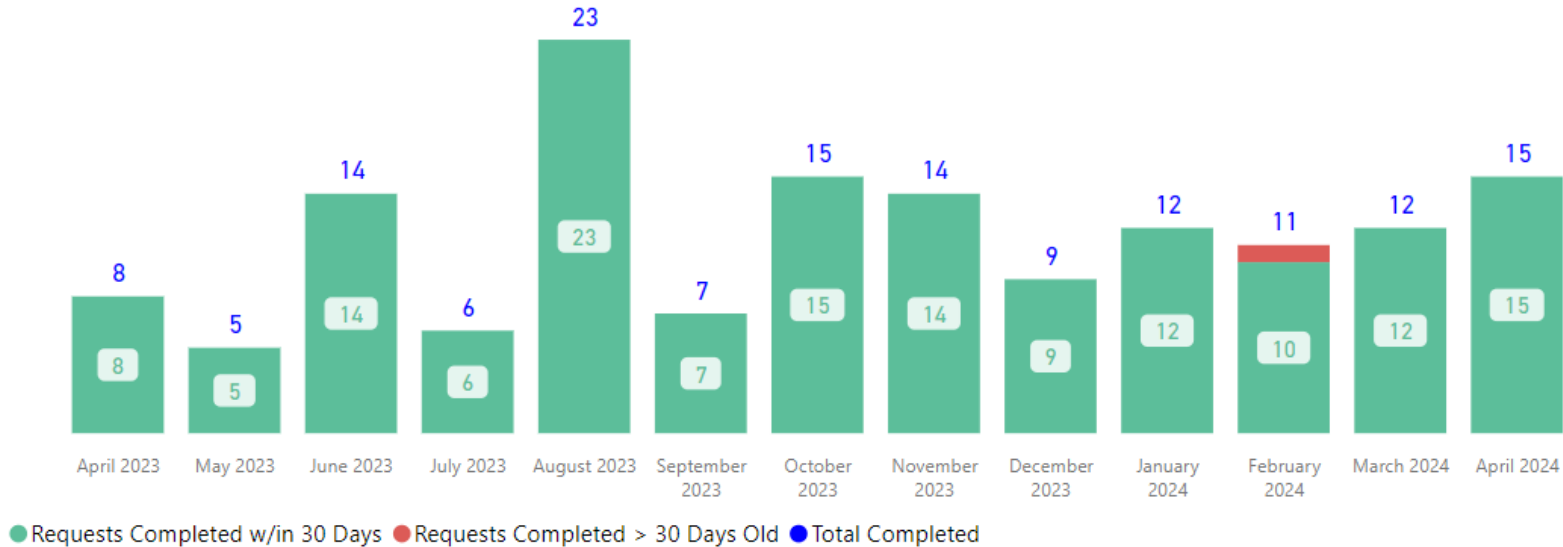
1.31

Total TAT (Rec'd-Compl.) Avg

1.31

Assigned TAT (Asgmt.-Compl.) Avg

### Requests Completed



### Received to Complete

151

Requests Completed


1

Requests Completed > 30 Days Old

0.66 %

% Completed > 30 Days Old

Requests more than 30 days old are considered to be backlogged requests



Service

CSCM Tax Rejection

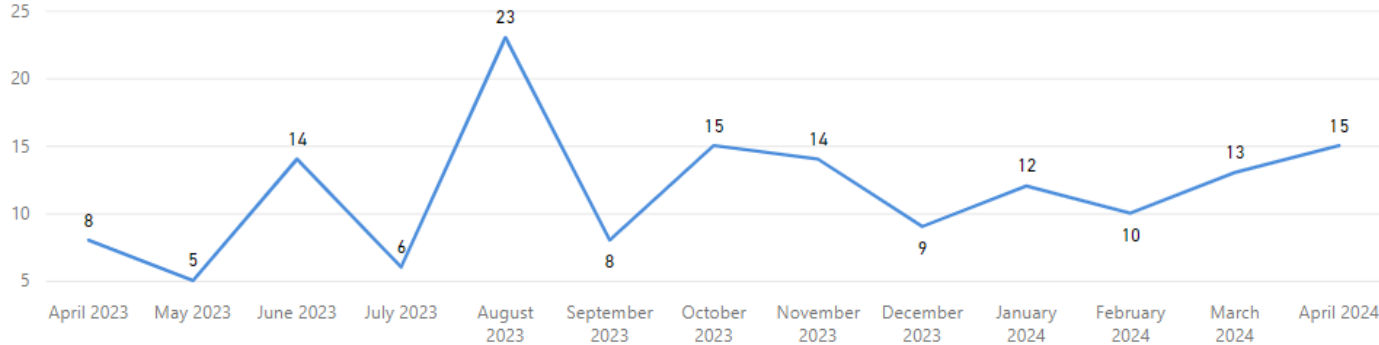
Priority Type

All

Received Filter

4/1/2023 4/30/2024

Received by Month



Total Received

152

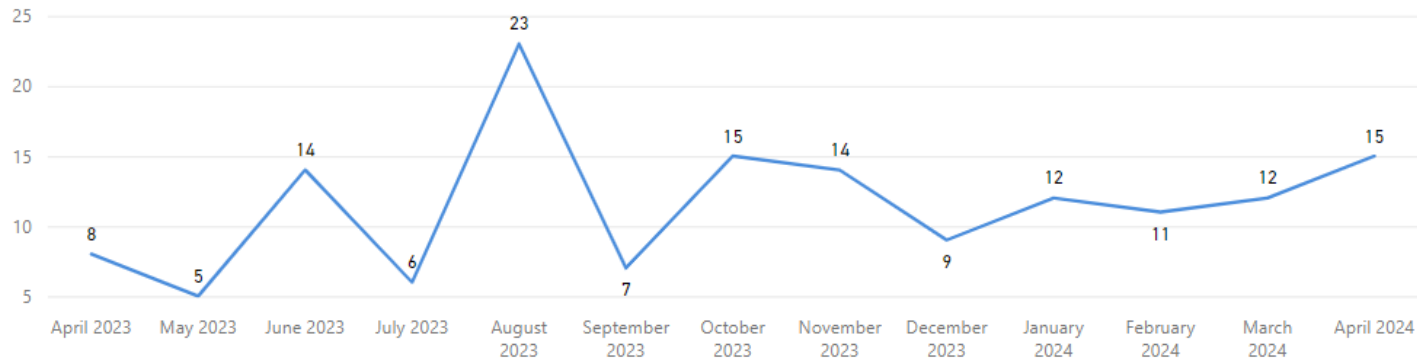
Received per Month (Avg)\*

12

Completed Filter

4/1/2023 4/30/2024

Completed by Month




Total Completed

151

Completed per Month (Avg)\*


12

\* months with zero activity are not calculated into the average



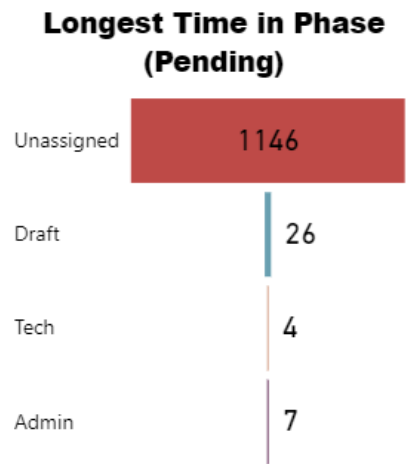


# Seized Drugs



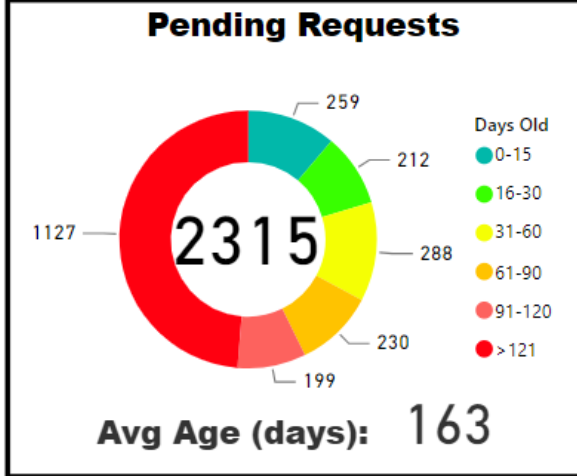
Service: **Seized Drugs Examination** | Priority Type: **All**

**Backlogged Requests: 1844**  
**Avg Age of Backlog (days): 201**



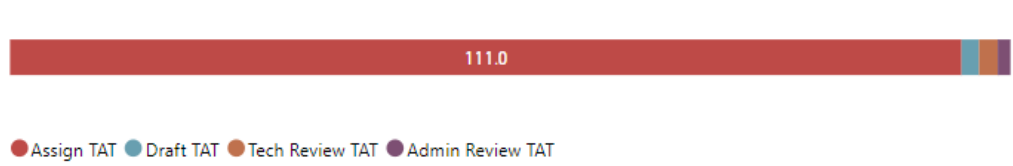
<b># of Unassigned</b> <b>2217!</b> Goal: 100 (-2117%)	<b># Pending Draft</b> <b>28✓</b> Goal: 100 (+72%)
<b># Pending Tech</b> <b>40✓</b> Goal: 50 (+20%)	<b># Pending Admin</b> <b>30✓</b> Goal: 50 (+40%)

Goal= Threshold for the max # of requests in each bucket




<b>Overall TAT (MTD)</b> <b>116.7!</b> Goal: 14, 15	<b>Analysis TAT (MTD)</b> <b>5.7✓</b> Goal: 14, 15
<b>Overall TAT (Past 90 Days)</b> <b>129.4!</b> Goal: 14, 15	<b>Analysis TAT (Past 90 Days)</b> <b>5.2✓</b> Goal: 14, 15

### TAT by Phase of Work (MTD)




### Month to Date



### TAT by Phase of Work (Past 90 Days)



### 30 Day Avg (Over Past 90 Days)



Service

Seized Drugs Examination

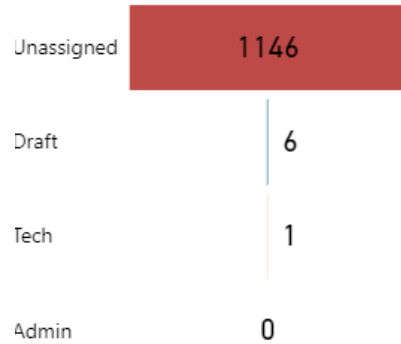
Priority Type

Mari

Backlogged Requests: 328

Avg Age of Backlog (days): 246

### Longest Time in Phase (Pending)



### # of Unassigned

400!

Goal: 100 (-300%)

### # Pending Draft

7✓

Goal: 100 (+93%)

### # Pending Tech

7✓

Goal: 50 (+86%)

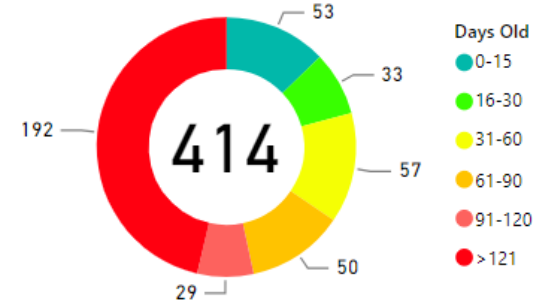
### # Pending Admin

0✓

Goal: 50 (+100%)

Goal= Threshold for the max # of requests in each bucket

### Pending Requests



Avg Age (days): 198

### Overall TAT (MTD)

334.6!

Goal: 14, 15

Overall TAT (Past 90 Days)

293.6!

Goal: 14, 15

### Analysis TAT (MTD)

7.9✓

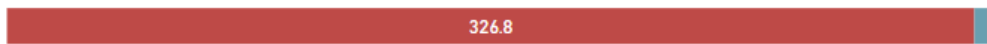
Goal: 14, 15

Analysis TAT (Past 90 Days)

7.2✓


Goal: 14, 15

### TAT by Phase of Work (MTD)



Assign TAT Draft TAT Tech Review TAT Admin Review TAT



### Month to Date



### TAT by Phase of Work (Past 90 Days)



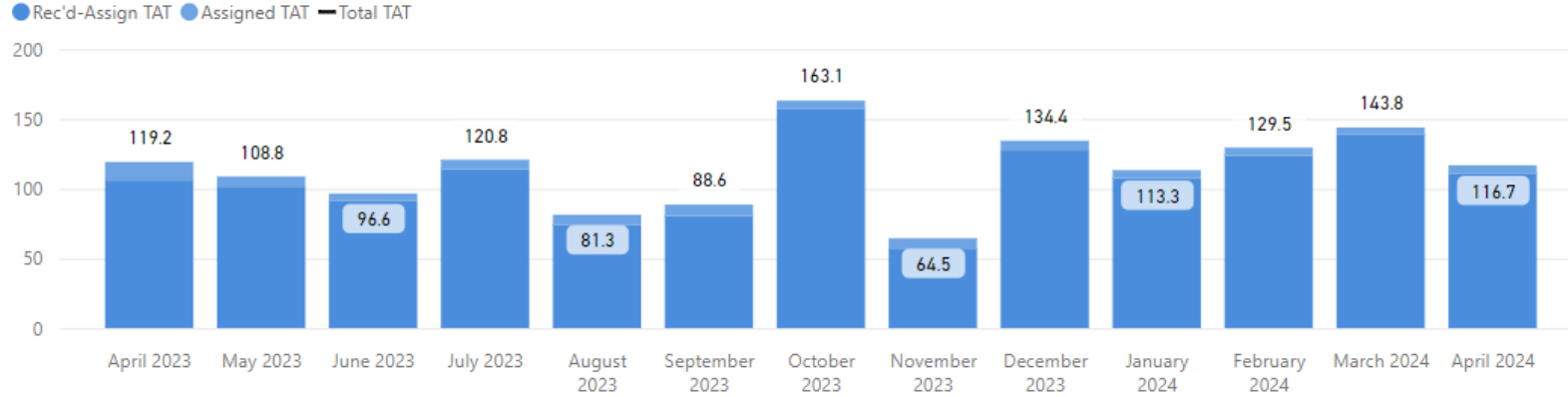
### 30 Day Avg (Over Past 90 Days)



### Date Range

4/1/2023 4/30/2024

### Total TAT by Month



### Request Type

Seized Drugs Examination

Priority Type

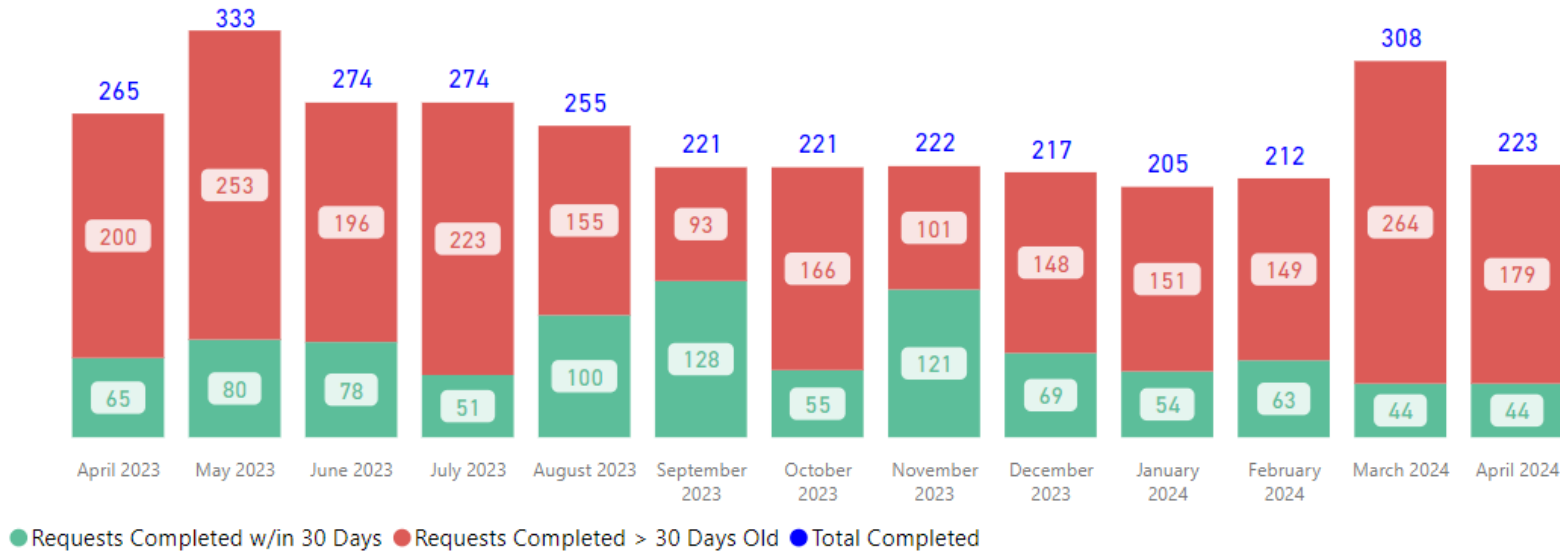
All

### Selected Time Frame Averages

**114.00**  
Total TAT (Rec'd-Compl.) Avg

**6.96**  
Assigned TAT (Asgmt.-Compl.) Avg

### Requests Completed




### Received to Complete

**3230**  
Requests Completed

**2278**  
Requests Completed > 30 Days Old

**70.53 %**  
% Completed > 30 Days Old

Requests more than 30 days old are considered to be backlogged requests



Service

Seized Drugs Examination

Priority Type

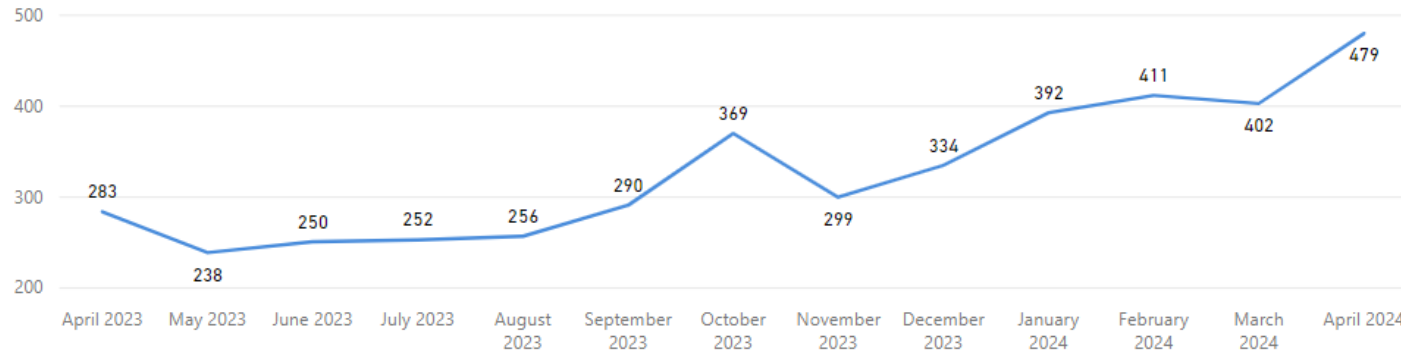
All

Received Filter

4/1/2023

4/30/2024

Received by Month



Total Received

4,255

Received per Month (Avg)\*

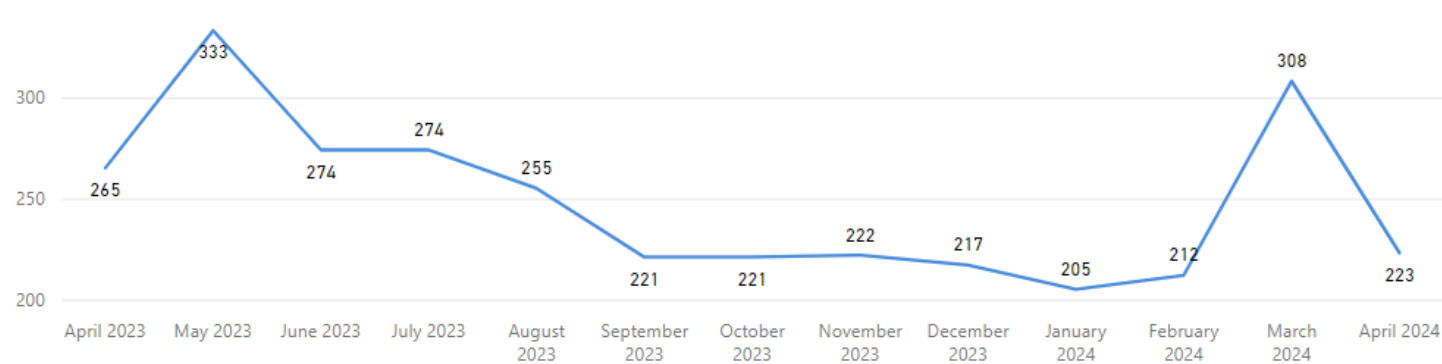
327

Completed Filter

4/1/2023

4/30/2024

Completed by Month




Total Completed

3,230


Completed per Month (Avg)\*

248

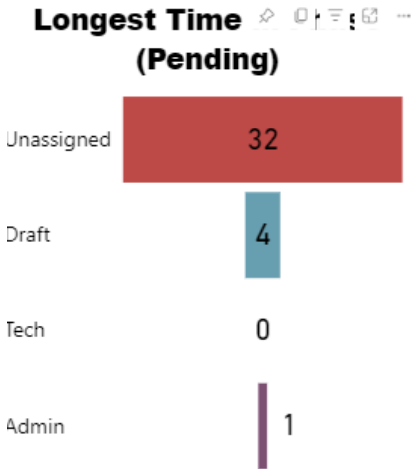
\* months with zero activity are not calculated into the average



# Toxicology

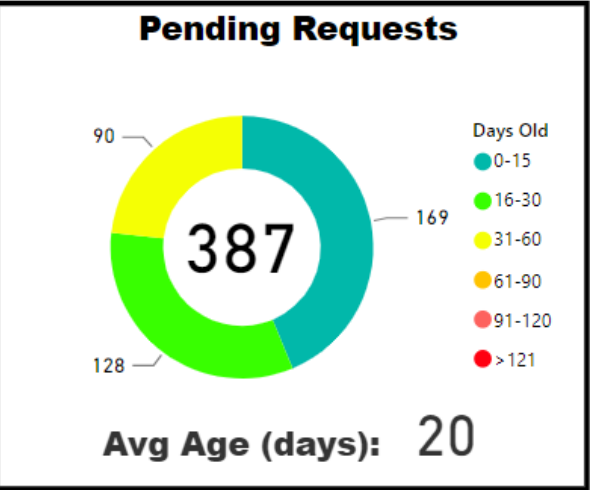


Service: **Blood Alcohol** | Priority Type: **All** | **Backlogged Requests: 90** | **Avg Age of Backlog (days): 36**



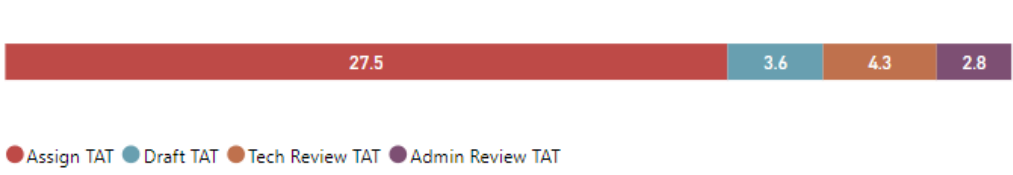
<b># of Unassigned</b> <b>304!</b> Goal: 50 (-508%)	<b># Pending Draft</b> <b>39✓</b> Goal: 120 (+67.5%)
<b># Pending Tech</b> <b>1✓</b> Goal: 90 (+98.89%)	<b># Pending Admin</b> <b>43✓</b> Goal: 90 (+52.22%)

Goal= Threshold for the max # of requests in each bucket




<b>Overall TAT (MTD)</b> <b>38.4!</b> Goal: 30, 31	<b>Analysis TAT (MTD)</b> <b>10.8✓</b> Goal: 30, 31
<b>Overall TAT (Past 90 Days)</b> <b>35.9!</b> Goal: 30, 31	<b>Analysis TAT (Past 90 Days)</b> <b>17.8✓</b> Goal: 30, 31

**TAT by Phase of Work (MTD)**




**Month to Date**



**TAT by Phase of Work (Past 90 Days)**



**30 Day Avg (Over Past 90 Days)**



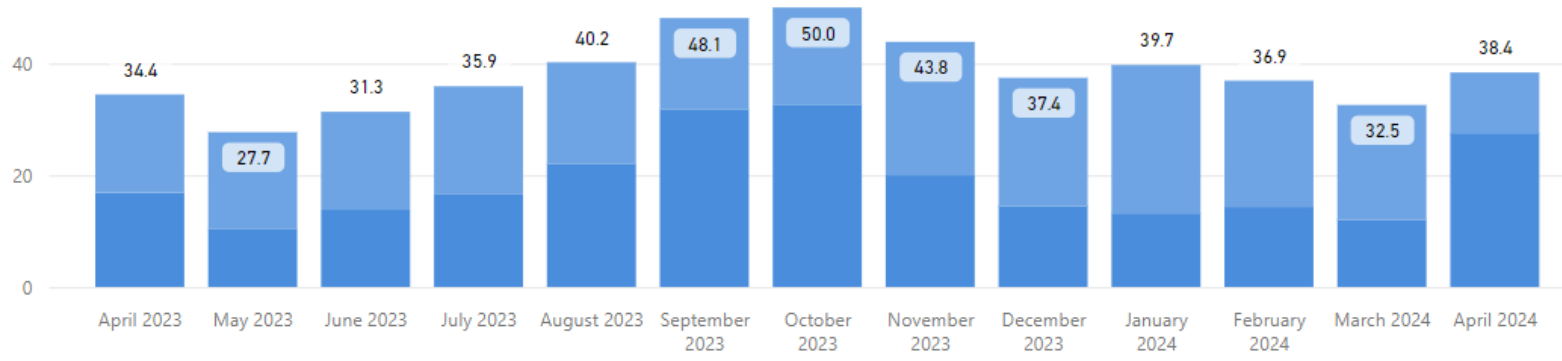
### Date Range

4/1/2023

4/30/2024

### Total TAT by Month

● Rec'd-Assign TAT ● Assigned TAT — Total TAT



### Request Type

Blood Alcohol

Priority Type

All

### Selected Time Frame Averages

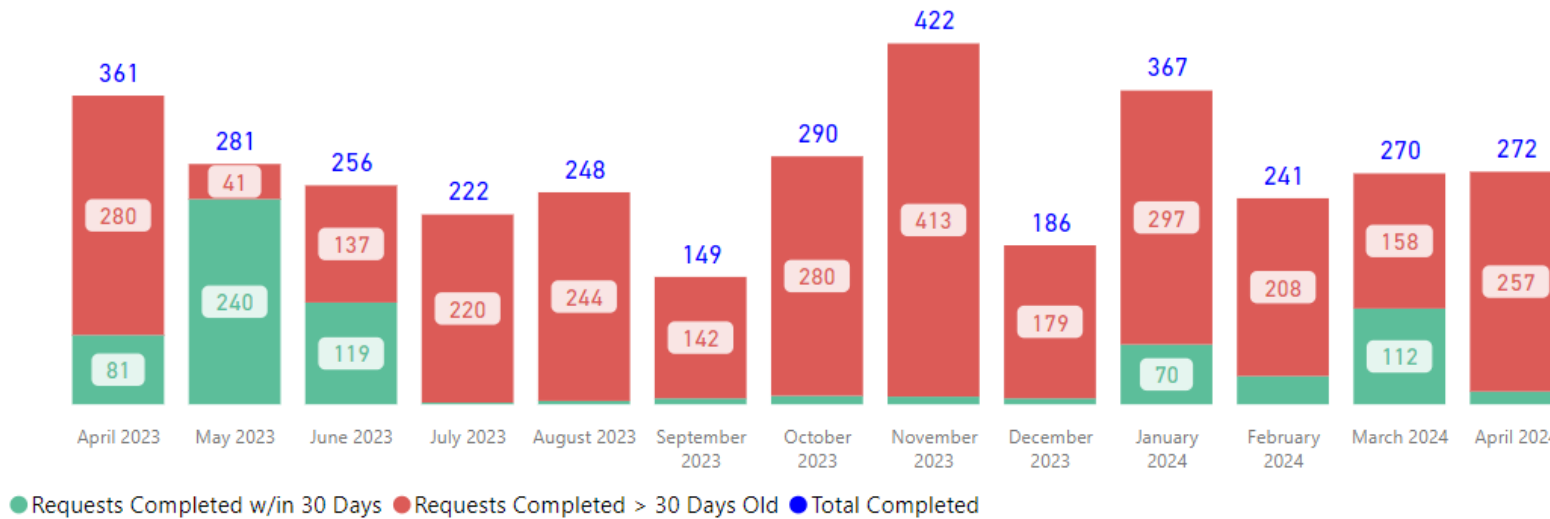
38.14

Total TAT (Rec'd-Compl.) Avg

19.64

Assigned TAT (Asgmt.-Compl.) Avg

### Requests Completed



### Received to Complete

3565


Requests Completed

2856

Requests Completed > 30 Days Old

80.11 %

% Completed > 30 Days Old



Requests more than 30 days old are considered to be backlogged requests



Service

Blood Alcohol

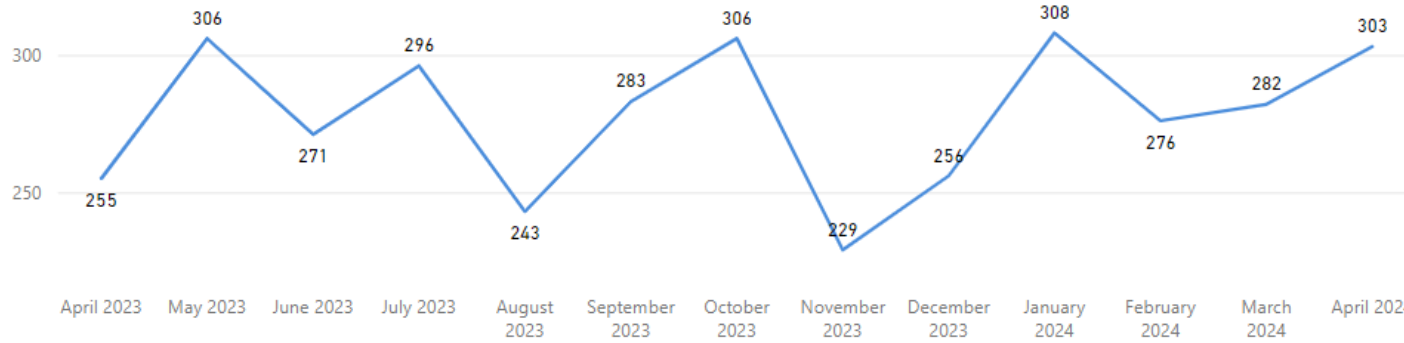
Priority Type

All

**Received Filter**

4/1/2023 4/30/2024

**Received by Month**



**Total Received**

**3,614**

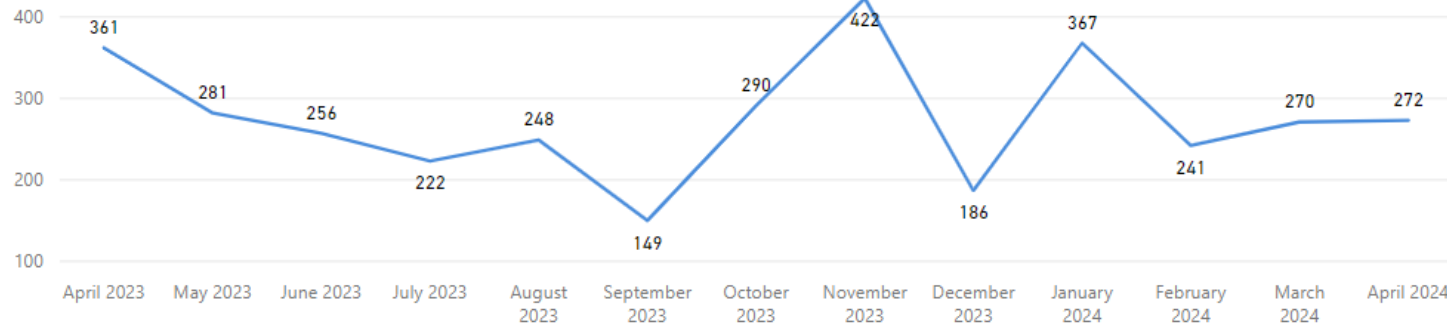
**Received per Month (Avg)\***

**278**

**Completed Filter**

4/1/2023 4/30/2024

**Completed by Month**




**Total Completed**

**3,565**

**Completed per Month (Avg)\***

**274**

\* months with zero activity are not calculated into the average



Service

Toxicology

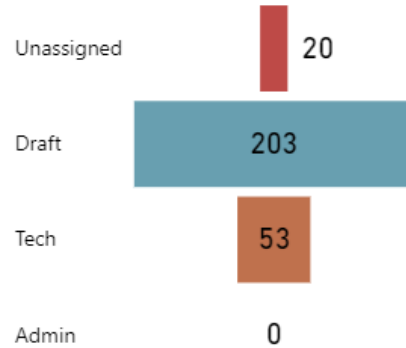
Priority Type

All

Backlogged Requests: 144

Avg Age of Backlog (days): 101

### Longest Time in Phase (Pending)



### # of Unassigned

23✓

Goal: 120 (+80.83%)

### # Pending Draft

147!

Goal: 30 (-390%)

### # Pending Tech

5✓

Goal: 30 (+83.33%)

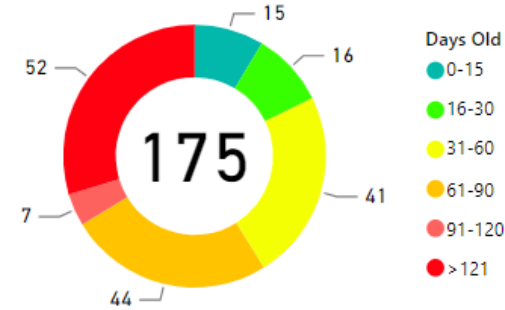
### # Pending Admin

0✓

Goal: 30 (+100%)

Goal= Threshold for the max # of requests in each bucket

### Pending Requests



Avg Age (days): 86

### Overall TAT (MTD)

156.3!

Goal: 90, 91

### Overall TAT (Past 90 Days)

123.3!

Goal: 90, 91

### Analysis TAT (MTD)

13.7✓

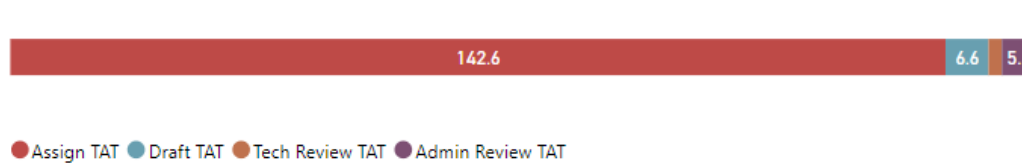
Goal: 90, 91

### Analysis TAT (Past 90 Days)

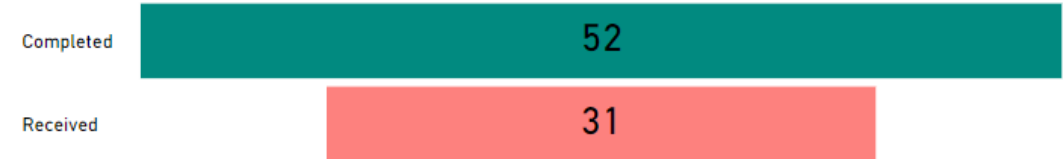
18.3✓

Goal: 90, 91

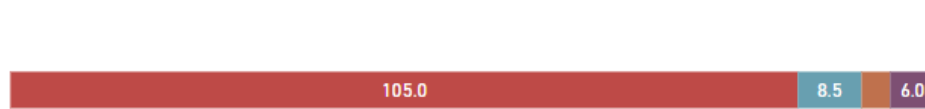
### TAT by Phase of Work (MTD)





### Month to Date



### TAT by Phase of Work (Past 90 Days)



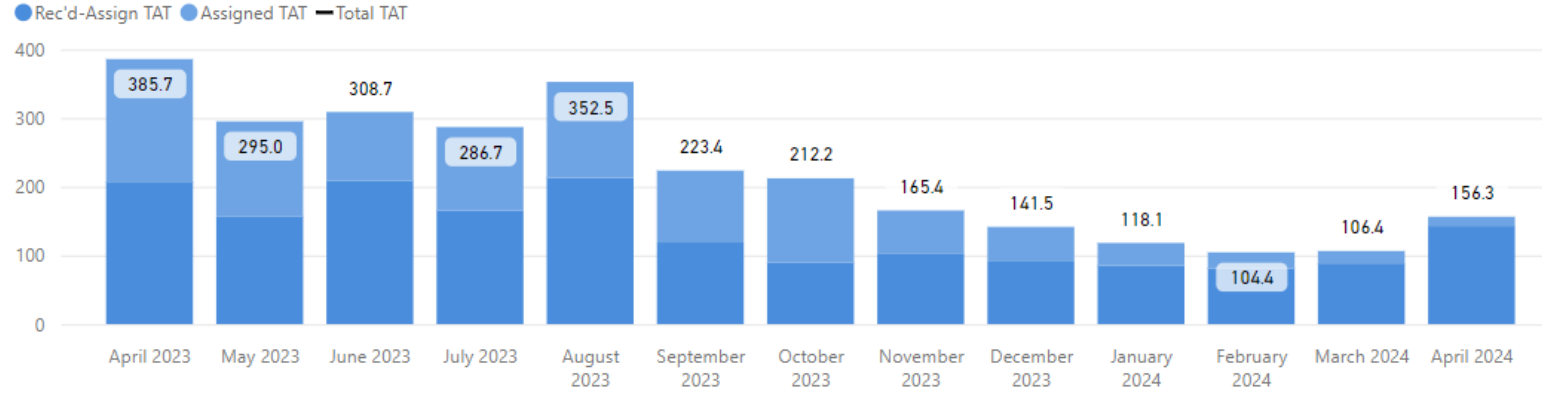
### 30 Day Avg (Over Past 90 Days)



### Date Range

4/1/2023 4/30/2024

### Total TAT by Month



### Request Type

Toxicology

Priority Type

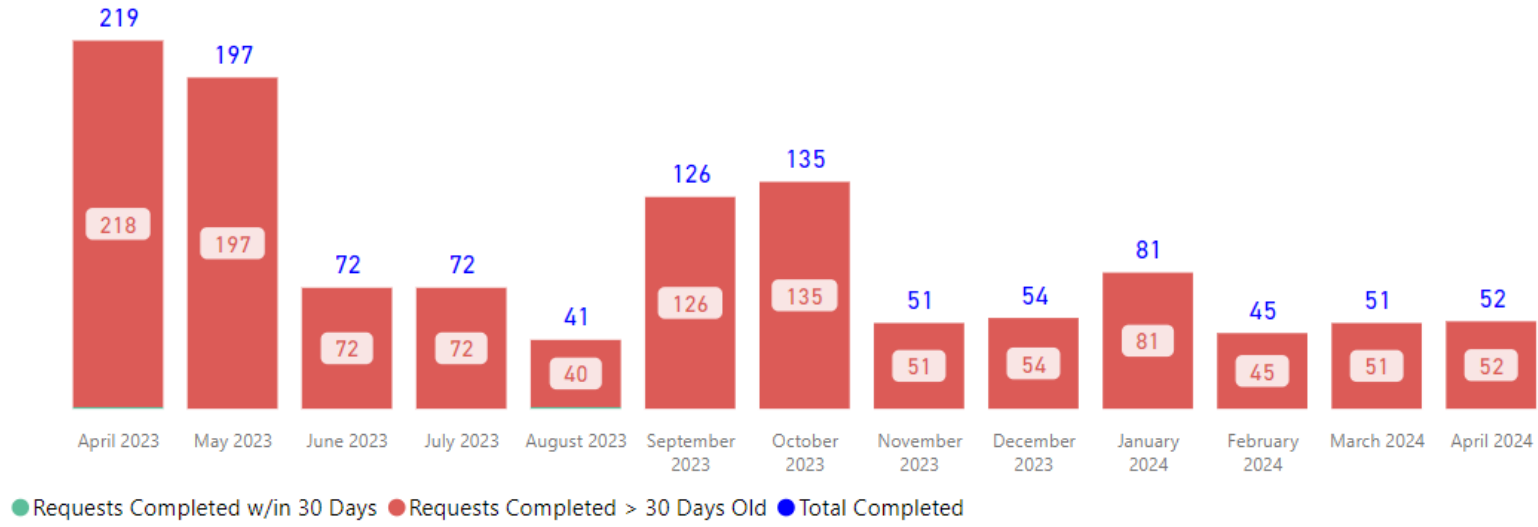
All

### Selected Time Frame Averages

**251.34**  
Total TAT (Rec'd-Compl.) Avg

**108.07**  
Assigned TAT (Asgmt.-Compl.) Avg

### Requests Completed



### Received to Complete

**1196**  
Requests Completed

**1194**  
Requests Completed > 30 Days Old

**99.83 %**  
% Completed > 30 Days Old

Requests more than 30 days old are considered to be backlogged requests



Service

Toxicology

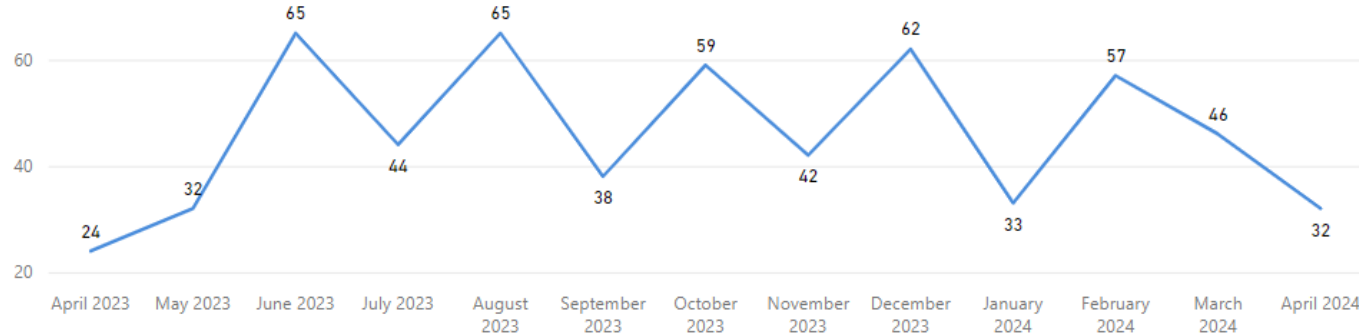
Priority Type

All

**Received Filter**

4/1/2023 4/30/2024

**Received by Month**



**Total Received**

599

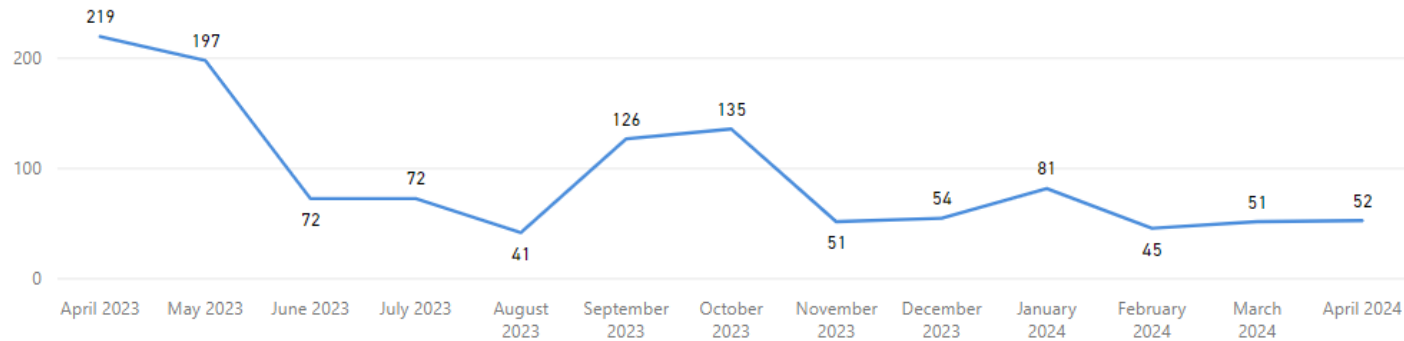
**Received per Month (Avg)\***

46

**Completed Filter**

4/1/2023 4/30/2024

**Completed by Month**




**Total Completed**

1,196


**Completed per Month (Avg)\***

92

\* months with zero activity are not calculated into the average



# Firearms



Service

Firearms Examination

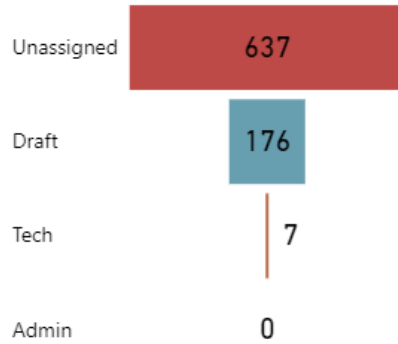
Priority Type

All

Backlogged Requests: 361

Avg Age of Backlog (days): 287

### Longest Time in Phase (Pending)



# of Unassigned

369!

Goal: 10 (-3590%)

# Pending Draft

10✓

Goal: 14 (+28.57%)

# Pending Tech

4✓

Goal: 9 (+55.56%)

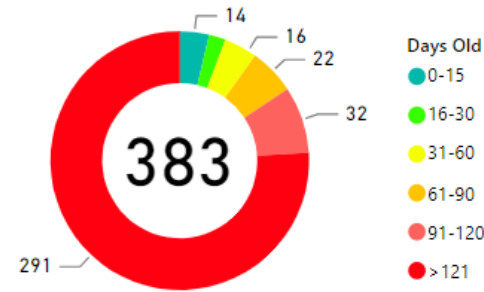
# Pending Admin

0✓

Goal: 5 (+100%)

Goal= Threshold for the max # of requests in each bucket

### Pending Requests



Avg Age (days): 272

Overall TAT (MTD)

310.7!

Goal: 40, 41

Overall TAT (Past 90 Days)

264.8!

Goal: 40, 41

Analysis TAT (MTD)

32.2✓

Goal: 40, 41

Analysis TAT (Past 90 Days)

36.0✓

Goal: 40, 41

### TAT by Phase of Work (MTD)

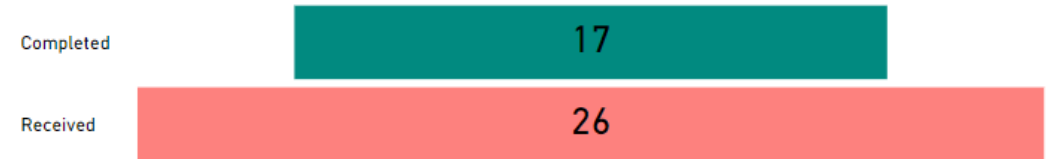


Assign TAT Draft TAT Tech Review TAT Admin Review TAT



### TAT by Phase of Work (Past 90 Days)



### Month to Date



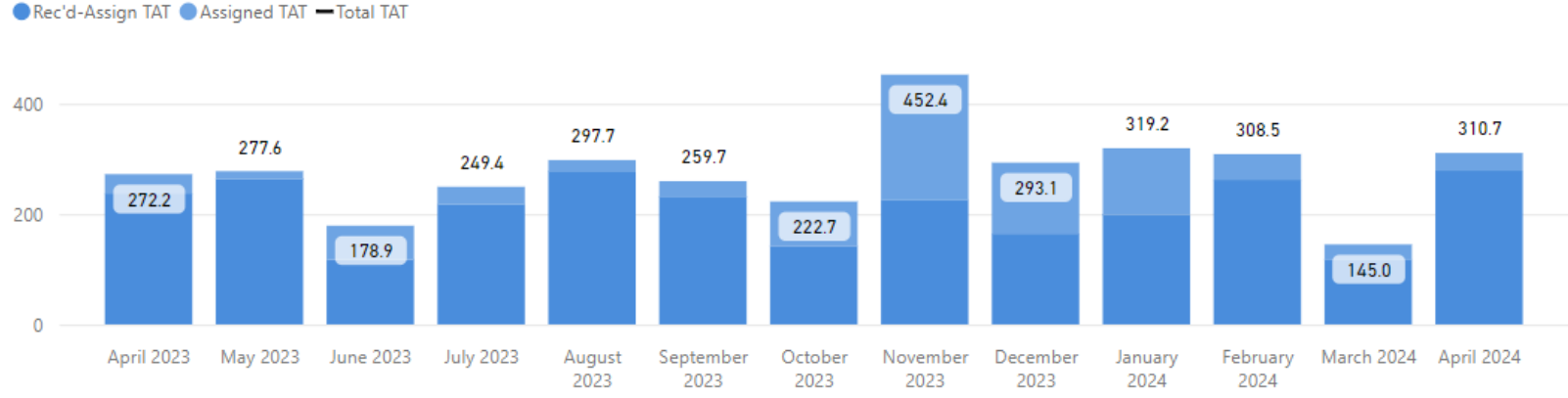
### 30 Day Avg (Over Past 90 Days)



### Date Range

4/1/2023 4/30/2024

### Total TAT by Month



### Request Type

Firearms Examination

Priority Type

All

### Selected Time Frame Averages

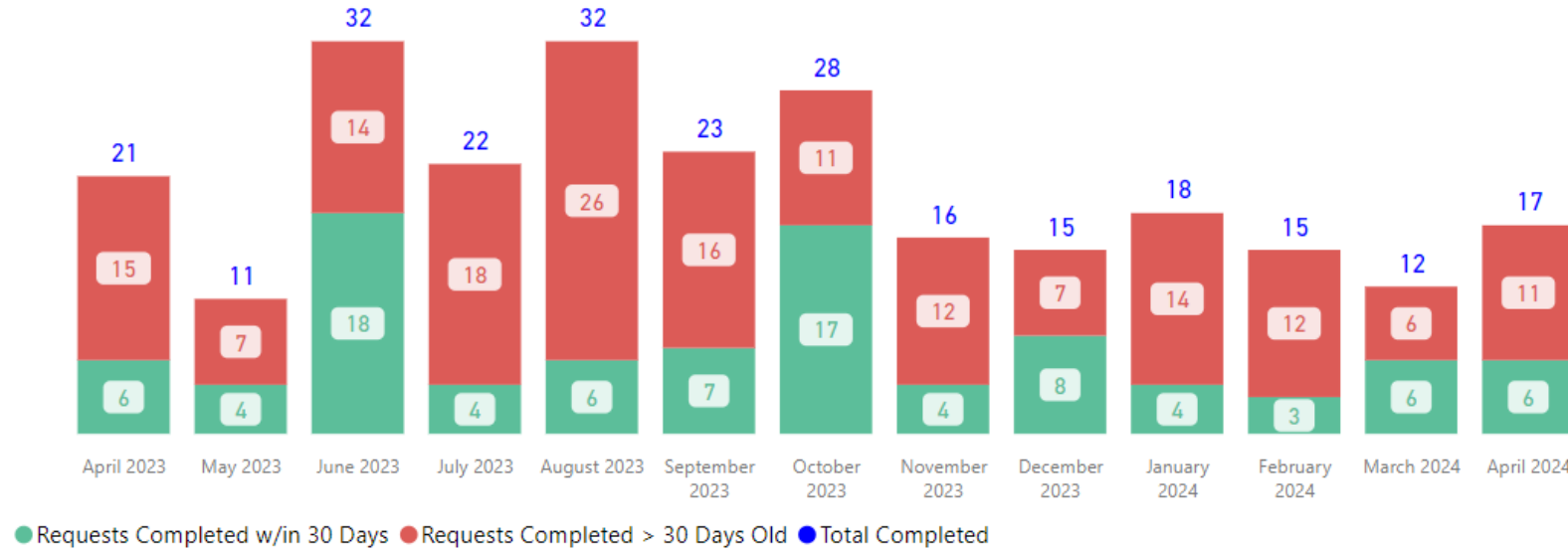
270.02

Total TAT (Rec'd-Compl.) Avg

62.72

Assigned TAT (Asgmt.-Compl.) Avg

### Requests Completed



### Received to Complete

262

Requests Completed

169

Requests Completed > 30 Days Old

64.50 %

% Completed > 30 Days Old



Requests more than 30 days old are considered to be backlogged requests

Service

Priority Type

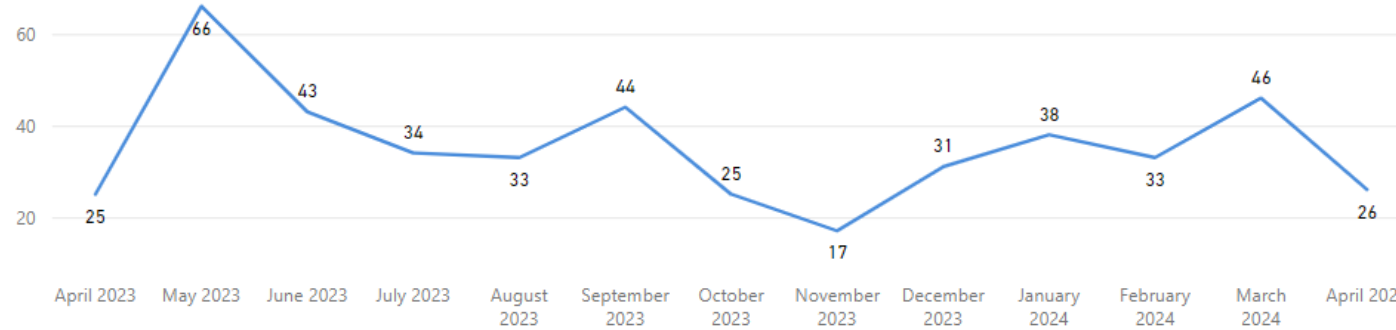
Firearms Examination

All

Received Filter

4/1/2023 4/30/2024

Received by Month



Total Received

461

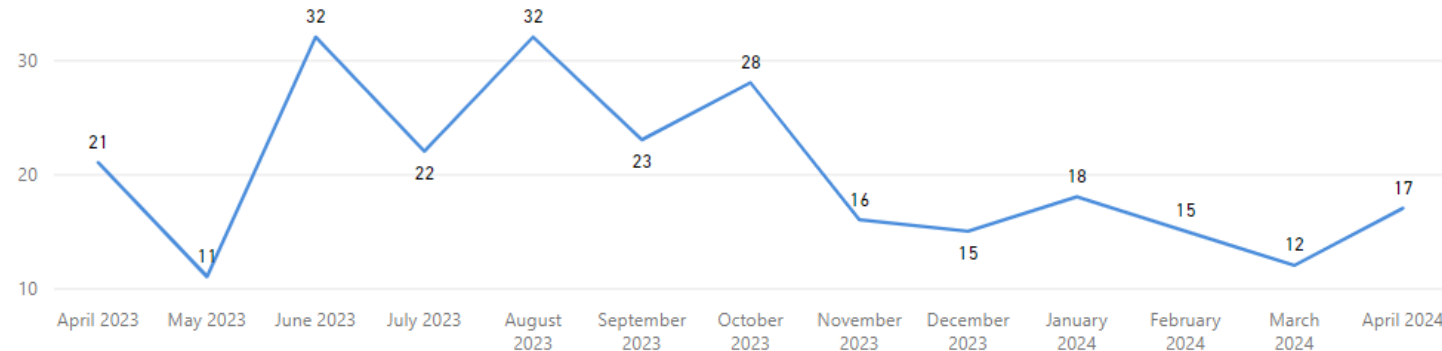
Received per Month (Avg)\*

35

Completed Filter

4/1/2023 4/30/2024

Completed by Month




Total Completed

262

Completed per Month (Avg)\*

20

\* months with zero activity are not calculated into the average





Service

NIBIN Only

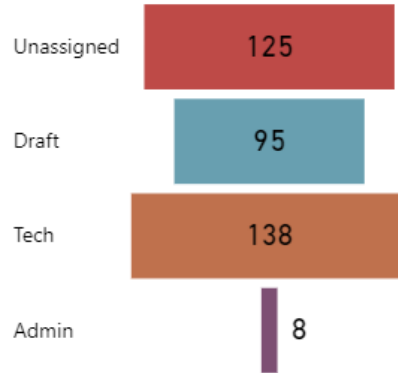
Priority Type

All

Backlogged Requests: 855

Avg Age of Backlog (days): 69

### Longest Time in Phase (Pending)



### # of Unassigned

1206!

Goal: 20 (-5930%)

### # Pending Draft

27✓

Goal: 35 (+22.86%)

### # Pending Tech

25!

Goal: 20 (-25%)

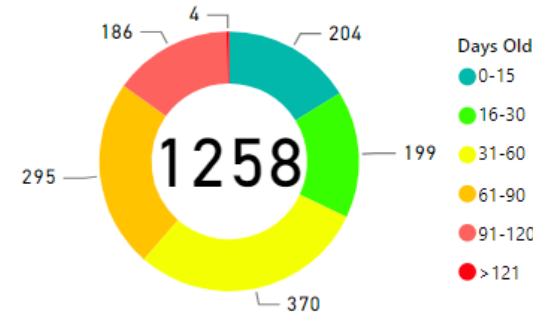
### # Pending Admin

1✓

Goal: 20 (+95%)

Goal= Threshold for the max # of requests in each bucket

### Pending Requests



Avg Age (days): 52

### Overall TAT (MTD)

67.2!

Goal: 7, 8

### Overall TAT (Past 90 Days)

59.4!

Goal: 7, 8

### Analysis TAT (MTD)

32.3!

Goal: 7, 8

### Analysis TAT (Past 90 Days)

27.7!

Goal: 7, 8

### TAT by Phase of Work (MTD)



Assign TAT Draft TAT Tech Review TAT Admin Review TAT

### Month to Date

Completed

117

Received

406

### TAT by Phase of Work (Past 90 Days)




### 30 Day Avg (Over Past 90 Days)

Completed

176

Received

395



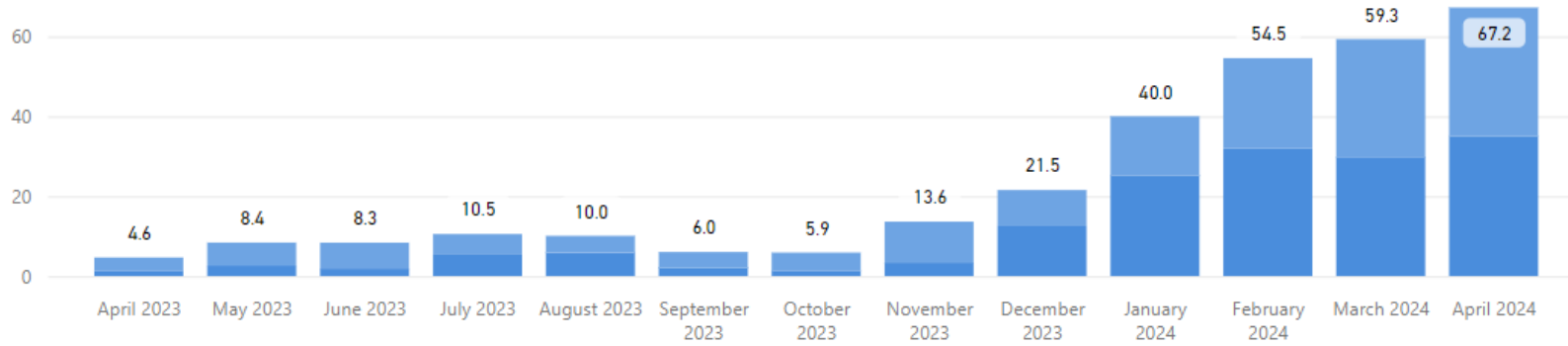
## Date Range

4/1/2023

4/30/2024

## Total TAT by Month

● Rec'd-Assign TAT ● Assigned TAT — Total TAT



## Request Type

NIBIN Only

Priority Type

All

## Selected Time Frame Averages

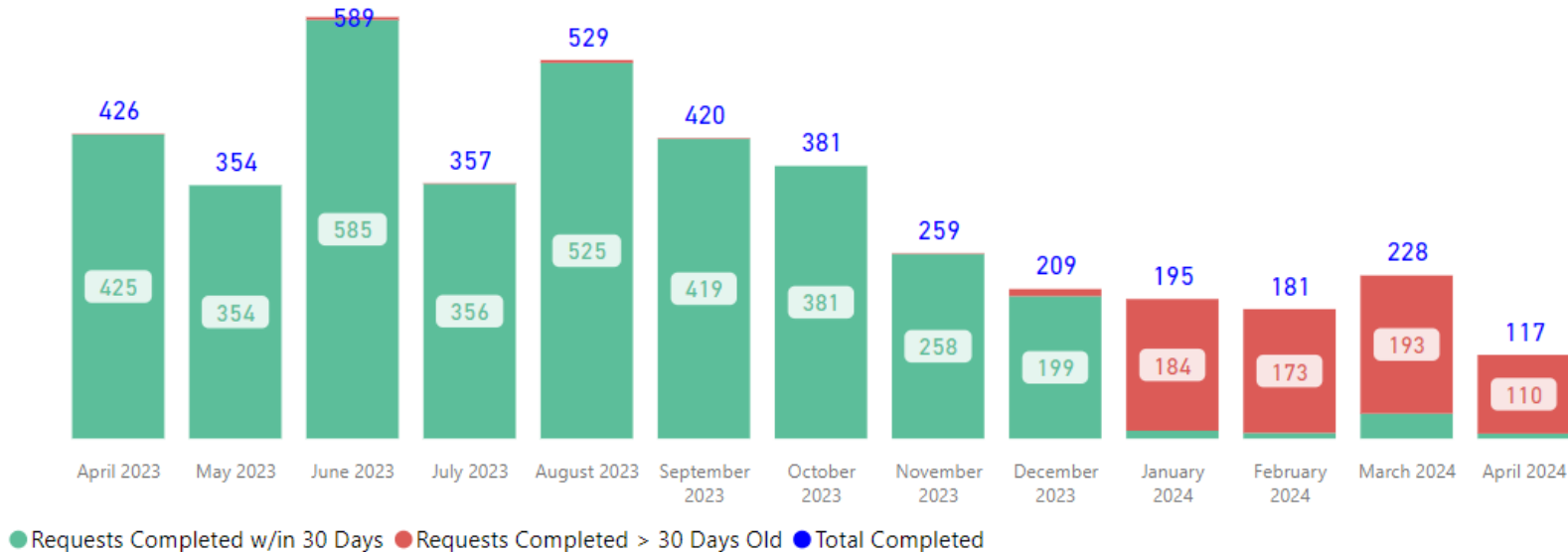
16.67

Total TAT (Rec'd-Compl.) Avg

8.67

Assigned TAT (Asgmt.-Compl.) Avg

## Requests Completed



## Received to Complete

4245


Requests Completed

682

Requests Completed > 30 Days Old

16.07 %

% Completed > 30 Days Old



Requests more than 30 days old are considered to be backlogged requests

Service

NIBIN Only

Priority Type

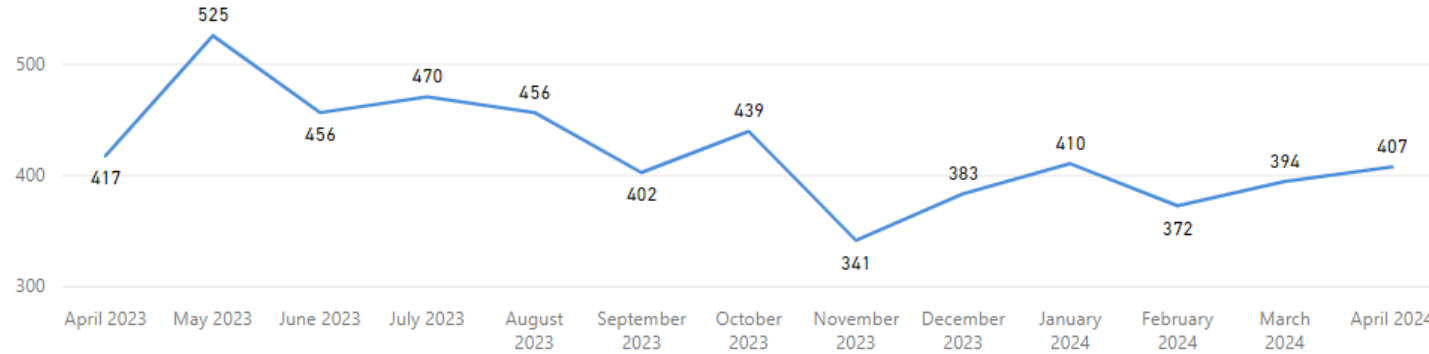
All

### Received Filter

4/1/2023

4/30/2024

### Received by Month



**Total Received**

**5,472**

**Received per Month (Avg)\***

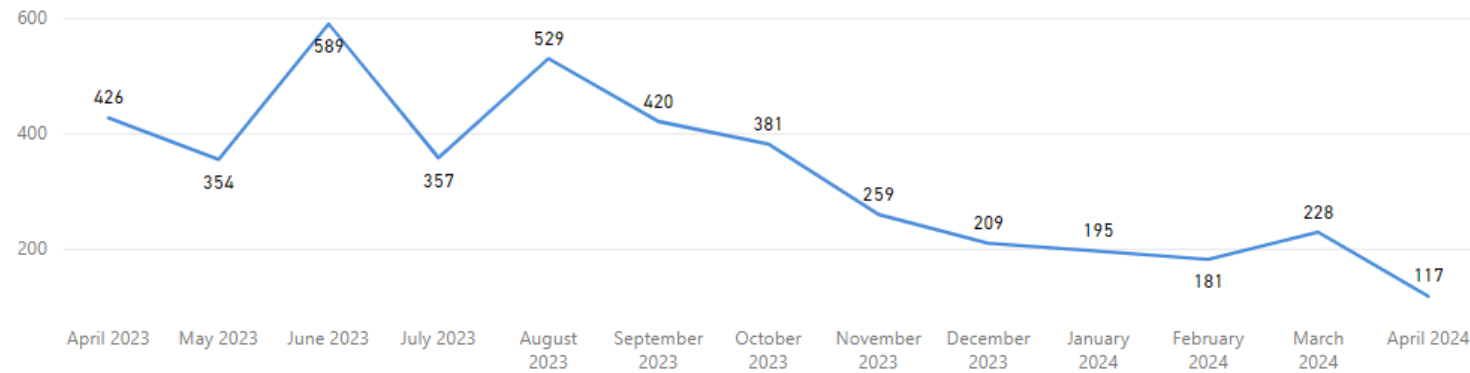
**421**

### Completed Filter

4/1/2023

4/30/2024

### Completed by Month




**Total Completed**

**4,245**


**Completed per Month (Avg)\***

**327**

\* months with zero activity are not calculated into the average

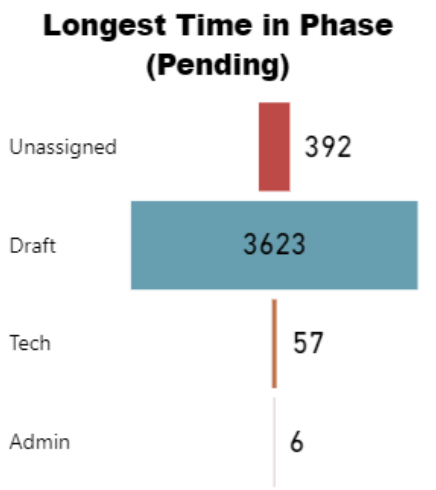


# Forensic Biology



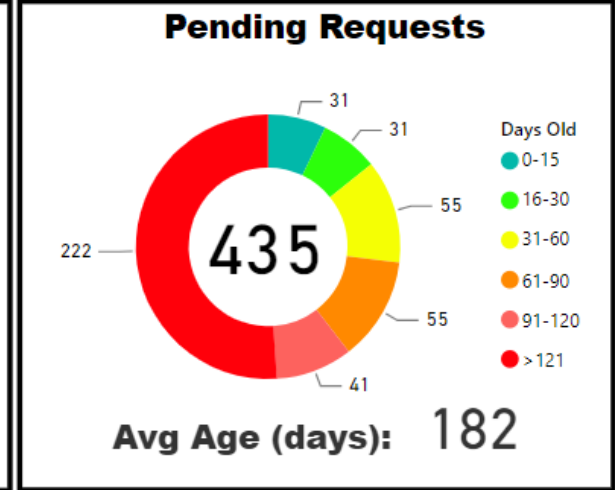
Section: **DNA** Request Type: **All**

**Backlogged Requests: 373**  
**Avg Age of Backlog (days): 209**



<b># of Unassigned</b> <b>116!</b> Goal: 20 (-480%)	<b># Pending Draft</b> <b>307!</b> Goal: 24 (-1179.17%)
<b># Pending Tech</b> <b>8✓</b> Goal: 24 (+66.67%)	<b># Pending Admin</b> <b>4✓</b> Goal: 20 (+80%)

Goal= Threshold for the max # of requests in each bucket




<b>Overall TAT (MTD)</b> <b>237.9!</b> Goal: 30, 31	<b>Analysis TAT (MTD)</b> <b>209.6!</b> Goal: 30, 31
<b>Overall TAT (Past 90 Days)</b> <b>284.6!</b> Goal: 30, 31	<b>Analysis TAT (Past 90 Days)</b> <b>232.3!</b> Goal: 30, 31

**TAT by Phase of Work (MTD)**





**Month to Date**



**TAT by Phase of Work (Past 90 Days)**



**30 Day Avg (Over Past 90 Days)**



This slide represents SAKs worked at HFSC instead of being outsourced, this is a limited subset of kits that require more complex reporting

Section: **DNA** Request Type: **SAK** **Backlogged Requests: 4**  
**Avg Age of Backlog (days): 313**

**Longest Time in Phase (Pending)**

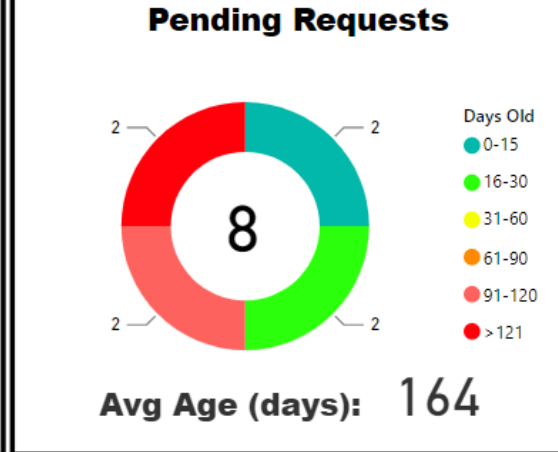
Unassigned	0
Draft	510
Tech	0
Admin	0

**# of Unassigned**  
 0 ✓  
 Goal: 20 (+100%)

**# Pending Tech**  
 0 ✓  
 Goal: 24 (+100%)


**# Pending Admin**  
 0 ✓  
 Goal: 20 (+100%)

Goal= Threshold for the max # of requests in each bucket



<b>Overall TAT (MTD)</b>	<b>Analysis TAT (MTD)</b>
314.5!	237.0!
Goal: 30, 31	Goal: 30, 31
<b>Overall TAT (Past 90 Days)</b>	<b>Analysis TAT (Past 90 Days)</b>
513.0!	336.9!
Goal: 30, 31	Goal: 30, 31

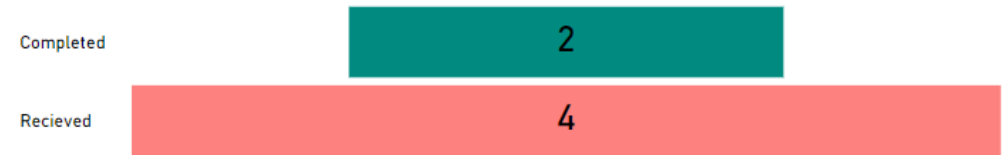
**TAT by Phase of Work (MTD)**




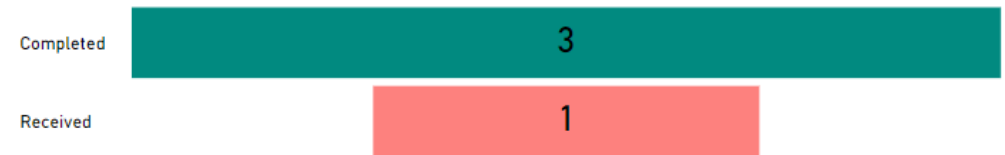
**TAT by Phase of Work (Past 90 Days)**



**Month to Date**



**30 Day Avg (Over Past 90 Days)**

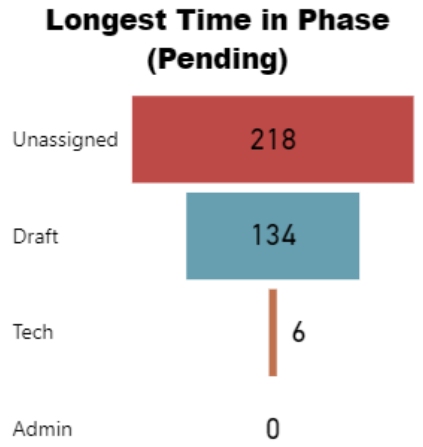


# Sexual Assault Kit Testing- currently HFSC is outsourcing SAKs to aid in timely testing

SAKs →

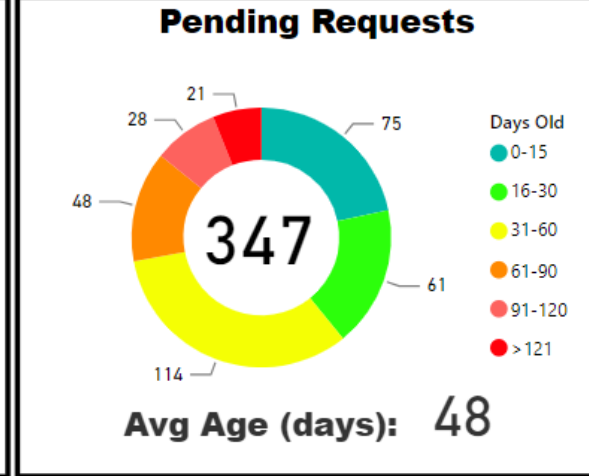
Section: **Outsourced - DNA** | Request Type: **All**

**Backlogged Requests: 211**  
**Avg Age of Backlog (days): 69**




<b># of Unassigned</b> <b>339!</b> Goal: 100 (-239%)	<b># Pending Draft</b> <b>5✓</b> Goal: 100 (+95%)
<b># Pending Tech</b> <b>3✓</b> Goal: 100 (+97%)	<b># Pending Admin</b> <b>0✓</b> Goal: 100 (+100%)

Goal= Threshold for the max # of requests in each bucket




<b>Overall TAT (MTD)</b> <b>88.6✓</b> Goal: 100, 100	<b>Analysis TAT (MTD)</b> <b>3.4✓</b> Goal: 100, 100
<b>Overall TAT (Past 90 Days)</b> <b>128.5!</b> Goal: 100, 100	<b>Analysis TAT (Past 90 Days)</b> <b>4.5✓</b> Goal: 100, 100

TAT by Phase of Work (MTD)




Month to Date

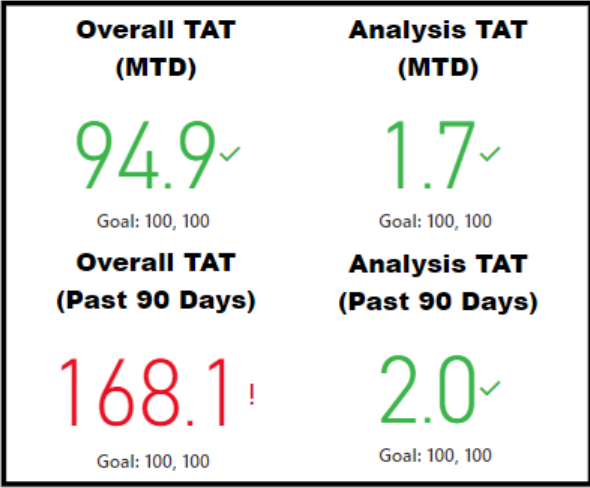
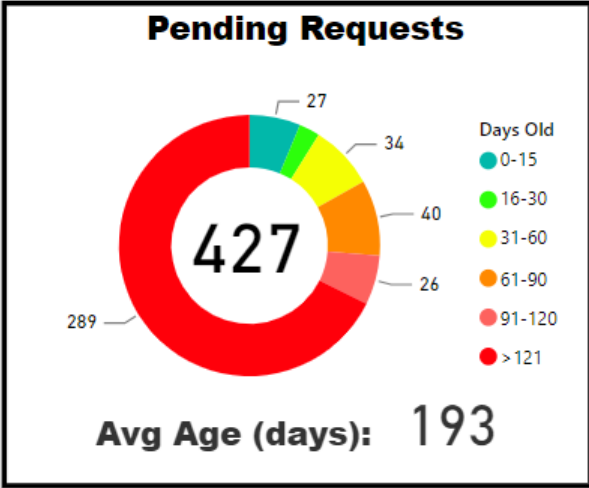
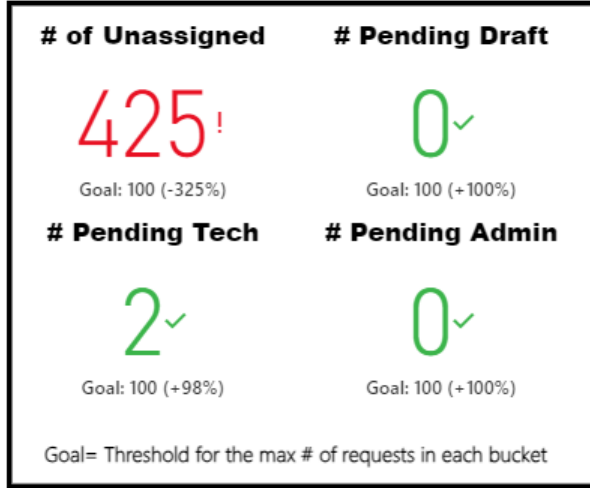
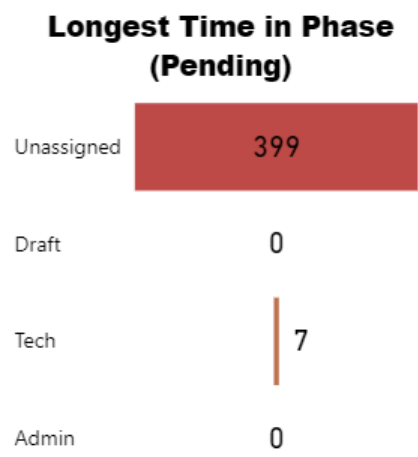


TAT by Phase of Work (Past 90 Days)



30 Day Avg (Over Past 90 Days)






**TAT by Phase of Work (MTD)**





**Month to Date**



**TAT by Phase of Work (Past 90 Days)**



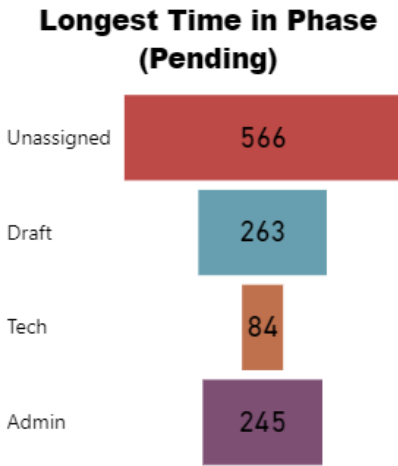
**30 Day Avg (Over Past 90 Days)**





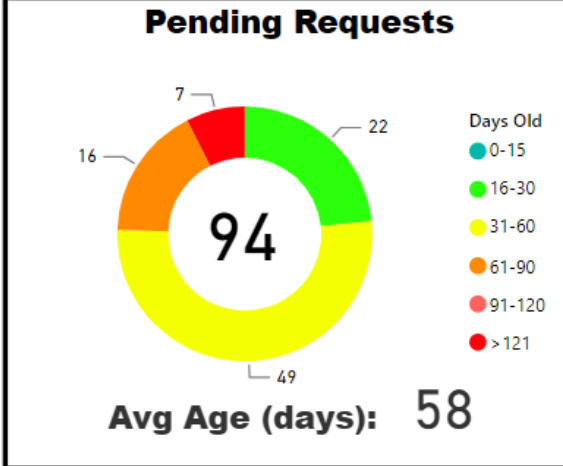
# Review and CODIS entry of Outsourced Testing

Section: **Outsource Technical Revi...** | Request Type: **All** | **Backlogged Requests: 72** | **Avg Age of Backlog (days): 68**




<b># of Unassigned</b> 1 ✓ Goal: 100 (+99%)	<b># Pending Draft</b> 5 ✓ Goal: 100 (+95%)
<b># Pending Tech</b> 66 ✓ Goal: 100 (+34%)	<b># Pending Admin</b> 22 ✓ Goal: 100 (+78%)

Goal = Threshold for the max # of requests in each bucket

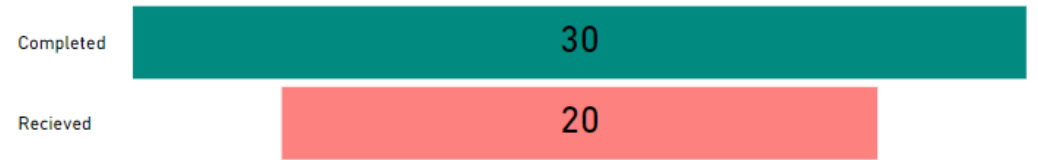


<b>Overall TAT (MTD)</b> 55.0 ✓ Goal: 100, 100	<b>Analysis TAT (MTD)</b> 55.0 ✓ Goal: 100, 100
<b>Overall TAT (Past 90 Days)</b> 43.2 ✓ Goal: 100, 100	<b>Analysis TAT (Past 90 Days)</b> 43.2 ✓ Goal: 100, 100

TAT by Phase of Work (MTD)





Month to Date



TAT by Phase of Work (Past 90 Days)

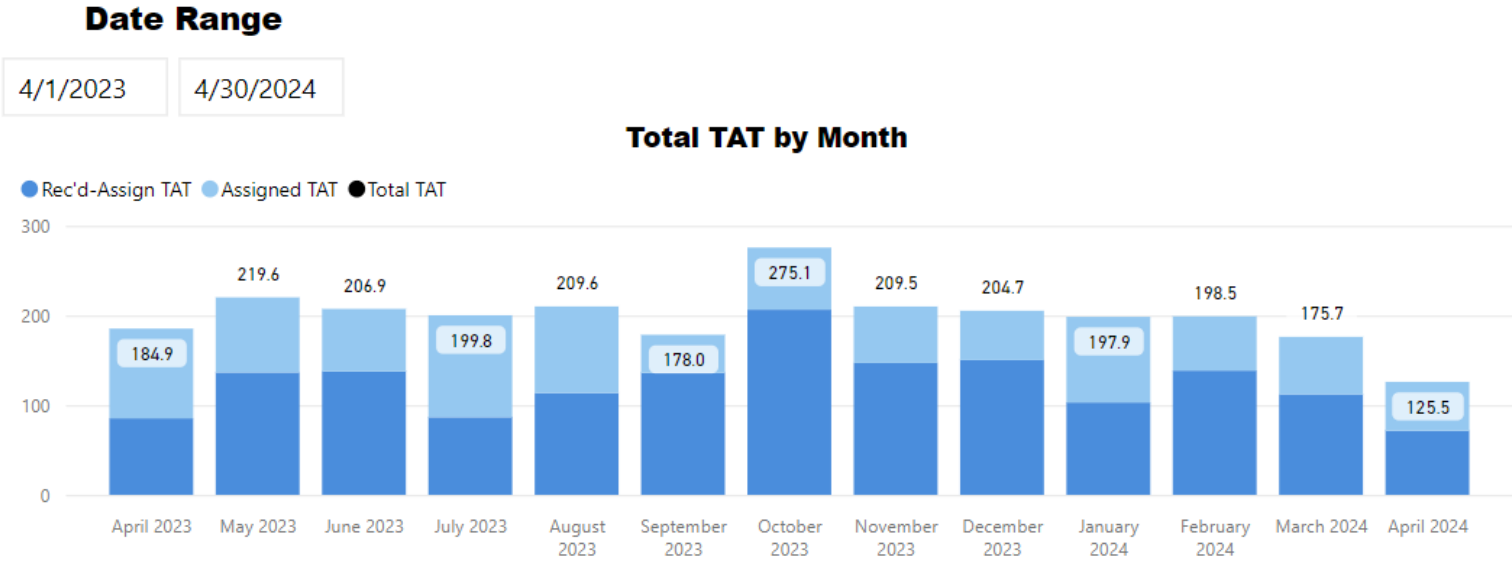


30 Day Avg (Over Past 90 Days)



Includes both DNA requests that will be worked at HFSC as well as requests that will be outsourced

DNA, Outsourced-DNA, and Outsourced-Non-SAK



### Request Type

Multiple selections

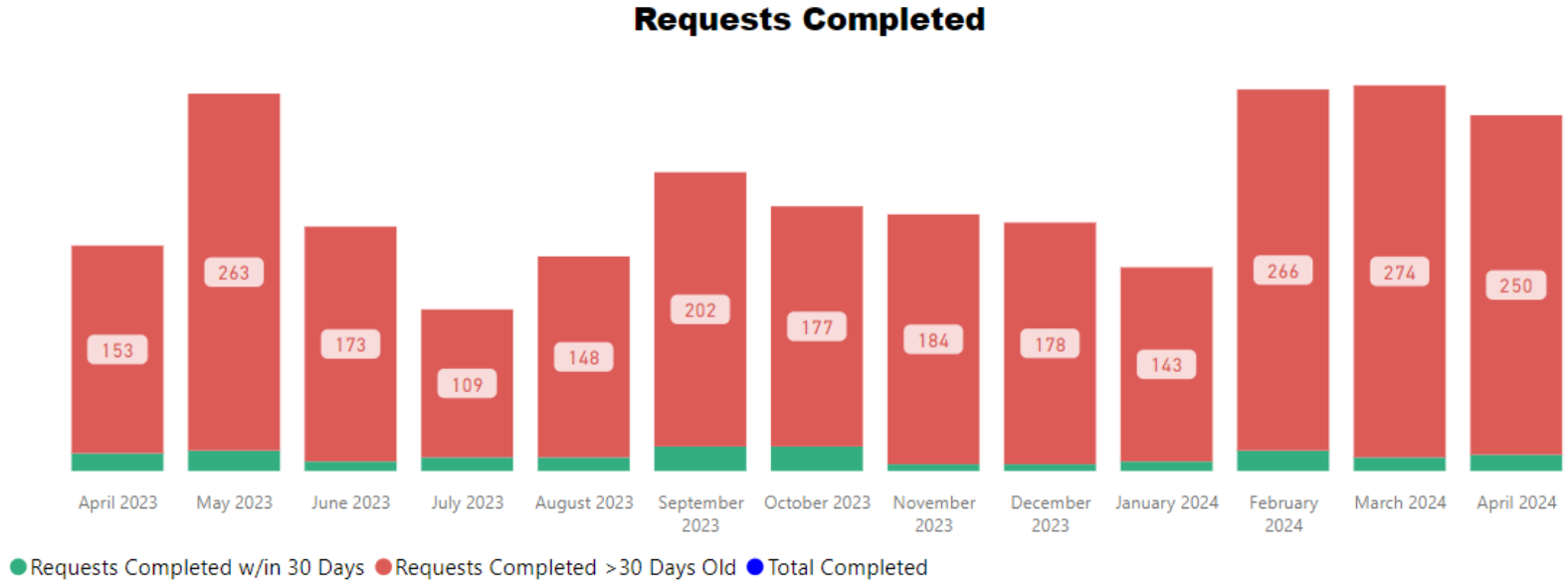
Request Type

All

### Selected Time Frame Averages

**196.61**  
Total TAT (Rec'd-Compl.) Avg

**71.19**  
Assigned TAT (Asgmt.-Compl.) Avg



### Received to Complete

**2665**  
Requests Completed

**2520**  
Requests Completed > 30 Days

**94.56 %**  
% Completed > 30 Days

Requests more than 30 days old are considered to be backlogged requests



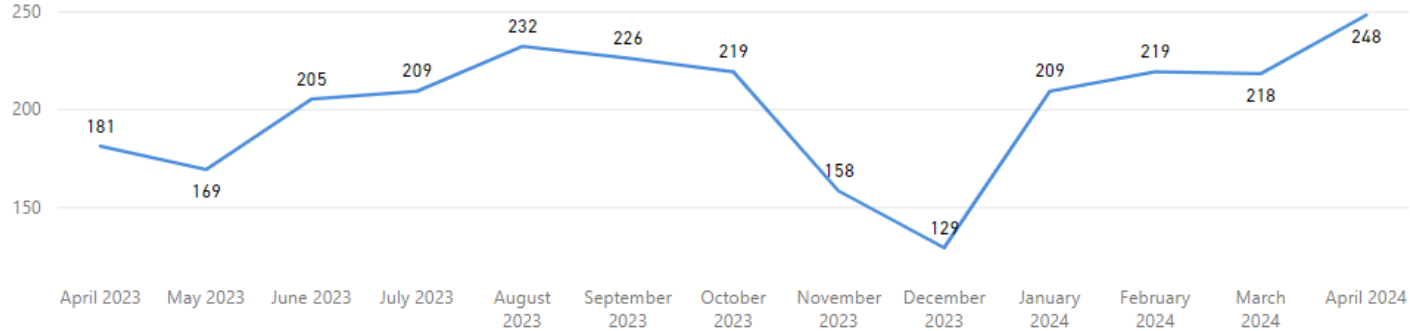
Includes both DNA requests that will be worked at HFSC as well as requests that will be outsourced

DNA,  
Outsourced-  
DNA, and  
Outsourced-  
Non-SAK

Section:  Request Type:

**Received Filter**  
4/1/2023 4/30/2024

**Received by Month**



**Total Received**

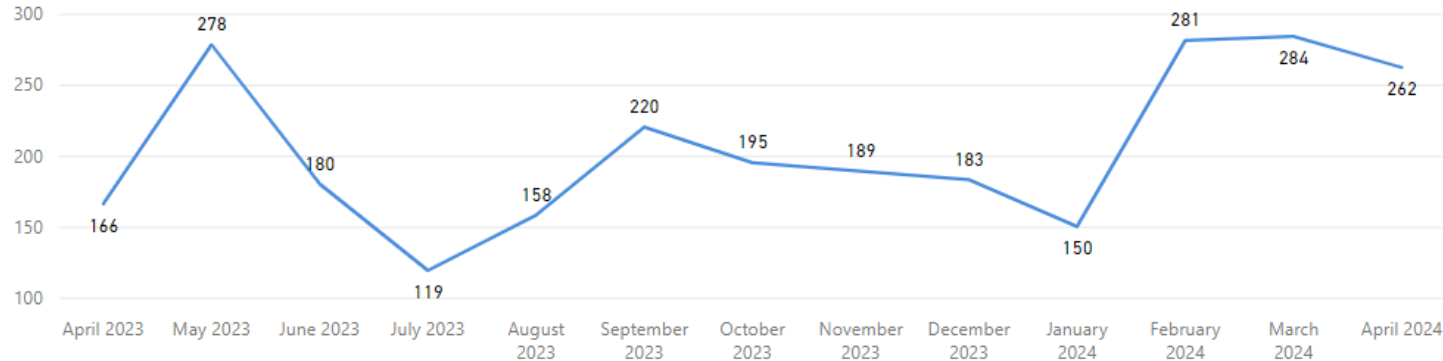
2622

**Received per Month (Avg)\***

202

**Completed Filter**  
4/1/2023 4/30/2024

**Completed by Month**




**Total Completed**

2665

**Completed per Month (Avg)\***

205

\* months with zero activity are not calculated into the average

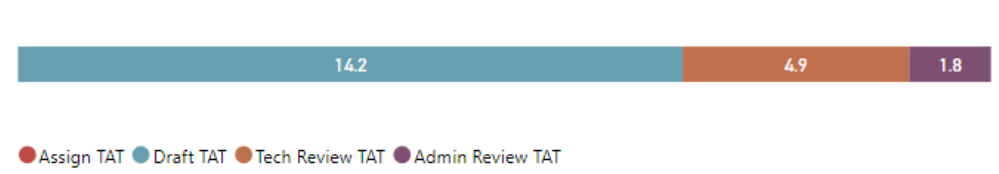


Section: **Screening** | Request Type: **All** | **Backlogged Requests: 5** | **Avg Age of Backlog (days): 65**

Longest Time in Phase (Pending)		# of Unassigned	# Pending Draft	Pending Requests		Overall TAT (MTD)	Analysis TAT (MTD)
Unassigned	0	0 ✓ Goal: 10 (+100%)	18! Goal: 14 (-28.57%)	<p><b>Avg Age (days): 20</b></p>		20.9! Goal: 10, 11	20.9! Goal: 10, 11
Draft	81	# Pending Tech: 1 ✓ Goal: 16 (+93.75%)	# Pending Admin: 2 ✓ Goal: 12 (+83.33%)			Overall TAT (Past 90 Days): 23.8! Goal: 10, 11	Analysis TAT (Past 90 Days): 23.8! Goal: 10, 11
Tech	0						
Admin	0						

Goal= Threshold for the max # of requests in each bucket


**TAT by Phase of Work (MTD)**





**TAT by Phase of Work (Past 90 Days)**



**Month to Date**



**30 Day Avg (Over Past 90 Days)**

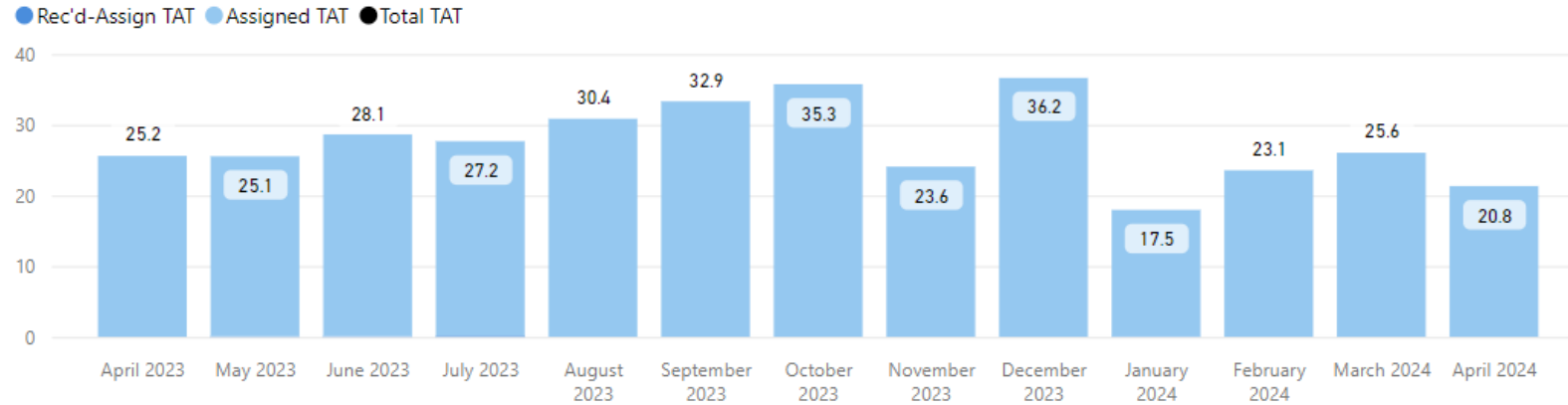


### Date Range

4/1/2023

4/30/2024

### Total TAT by Month



### Request Type

Screening

Request Type

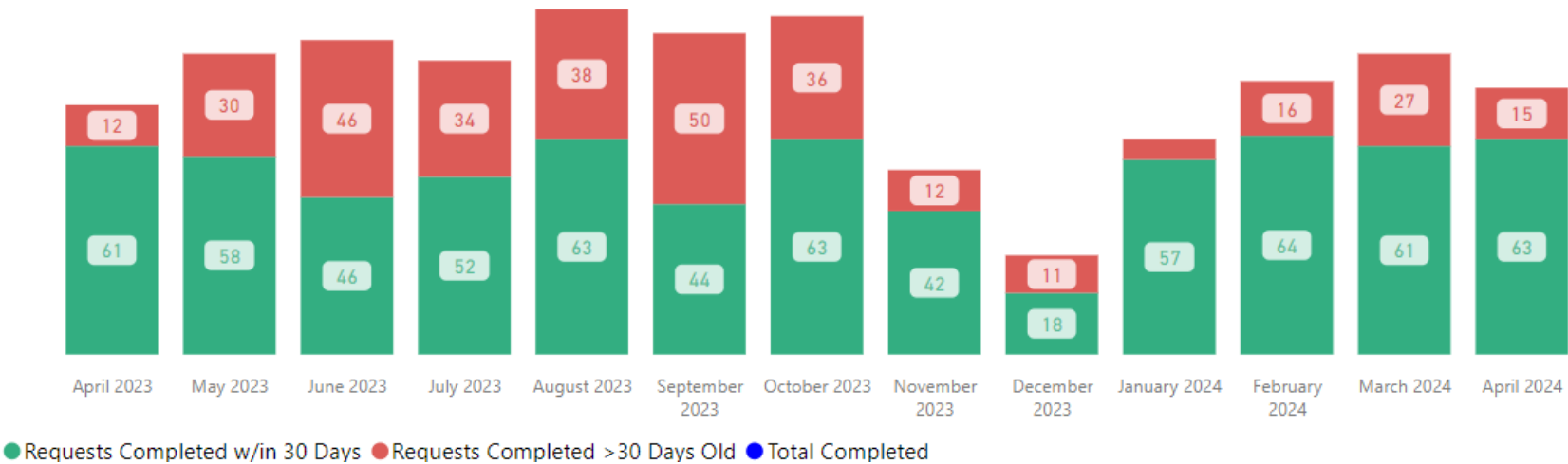
All

### Selected Time Frame Averages

**27.09**  
Total TAT (Rec'd-Compl.) Avg

**27.53**  
Assigned TAT (Asgmt.-Compl.) Avg

### Requests Completed




### Received to Complete

**1025**  
Requests Completed

**333**  
Requests Completed > 30 Days

**32.49 %**  
% Completed > 30 Days



Requests more than 30 days old are considered to be backlogged requests

Section

Screening

Request Type

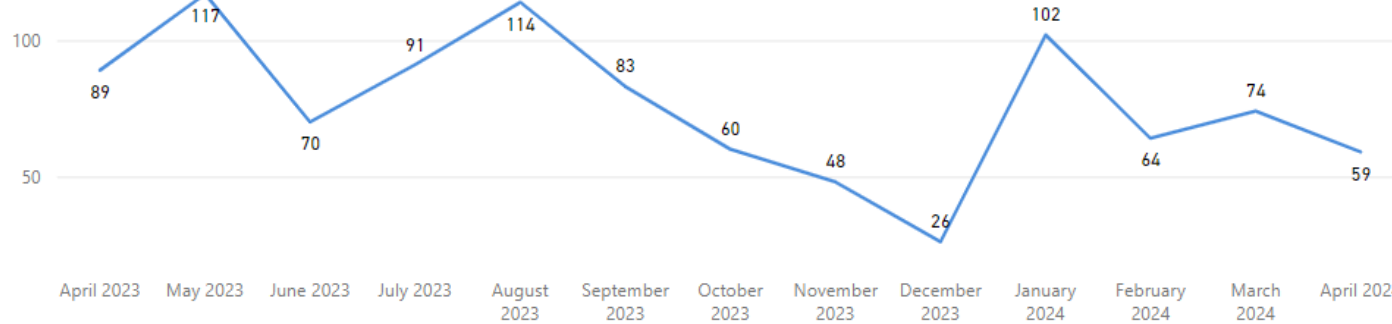
All

**Received Filter**

4/1/2023

4/30/2024

**Received by Month**



**Total Received**

997

**Received per Month (Avg)\***

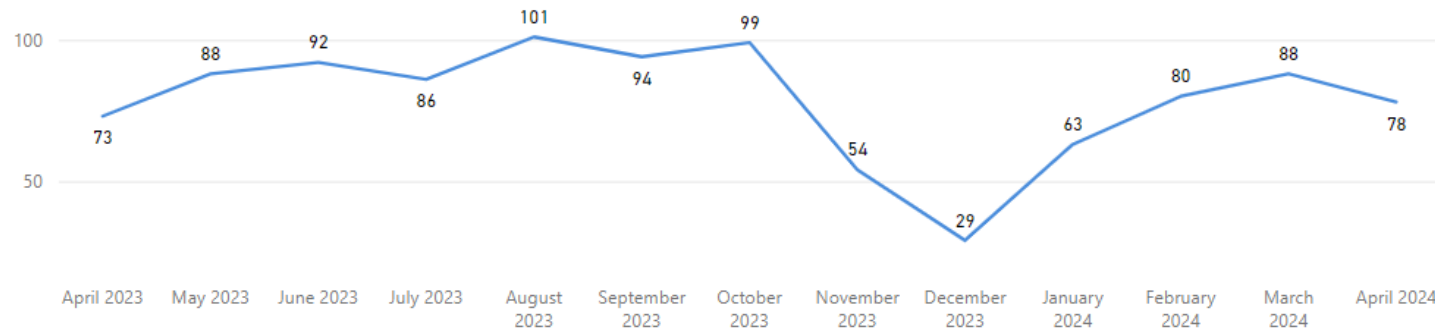
77

**Completed Filter**

4/1/2023

4/30/2024

**Completed by Month**




**Total Completed**

1025

**Completed per Month (Avg)\***

79

\* months with zero activity are not calculated into the average



Section

**CODIS**

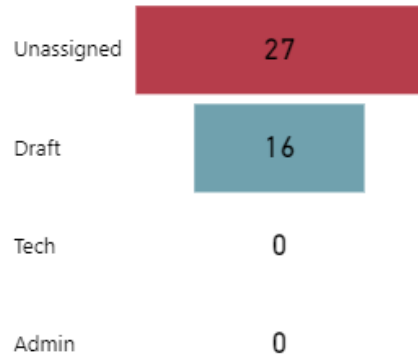
Request Type

**All**

**Backlogged Requests: 0**

**Avg Age of Backlog (days): (Blank)**

**Longest Time in Phase (Pending)**



**# of Unassigned**

25✓

Goal: 100 (+75%)

**# Pending Draft**

1✓

Goal: 20 (+95%)

**# Pending Tech**

0✓

Goal: 15 (+100%)

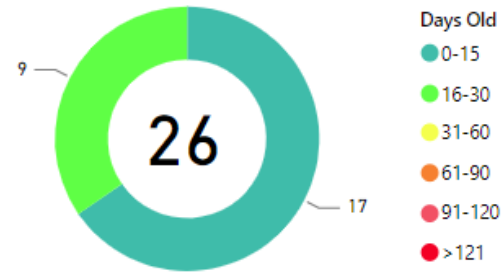
**# Pending Admin**

0✓

Goal: 0

Goal= Threshold for the max # of requests in each bucket

**Pending Requests**



**Avg Age (days): 11**

**Overall TAT (MTD)**

18.3✓

Goal: 30, 31

**Analysis TAT (MTD)**

2.3✓

Goal: 30, 31

**Overall TAT (Past 90 Days)**

14.2✓

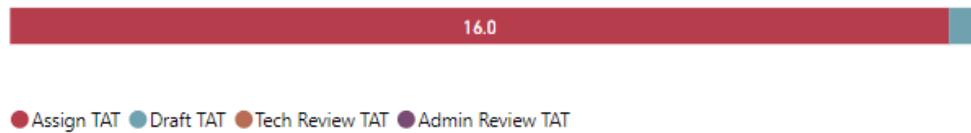
Goal: 30, 31

**Analysis TAT (Past 90 Days)**


2.4✓

Goal: 30, 31

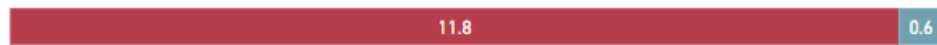
**TAT by Phase of Work (MTD)**





**Month to Date**



**TAT by Phase of Work (Past 90 Days)**



**30 Day Avg (Over Past 90 Days)**



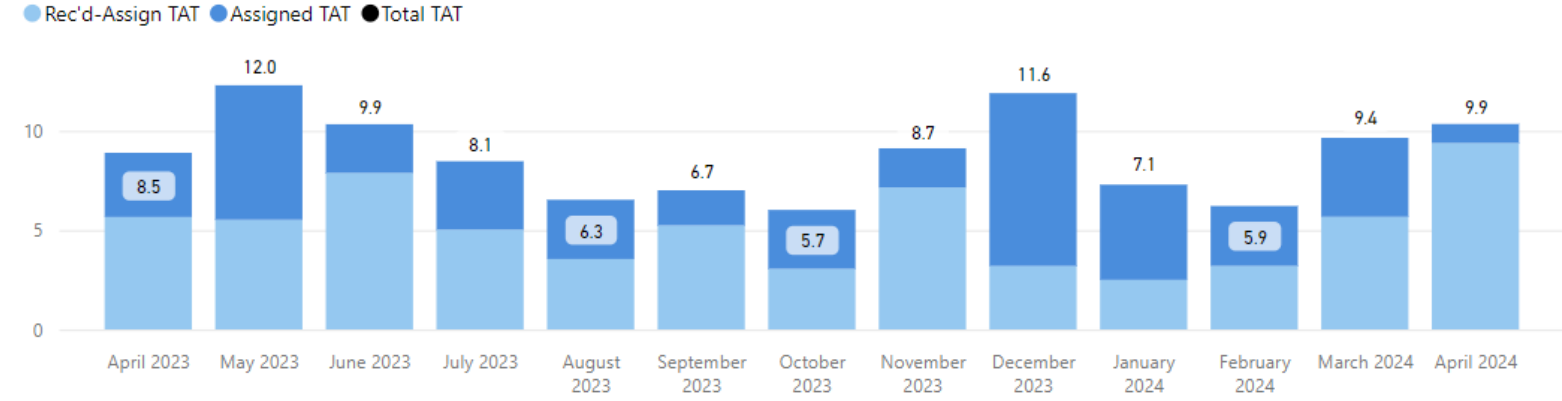
### Date Range

4/1/2023 4/30/2024

### Request Type

CODIS

### Total TAT by Month

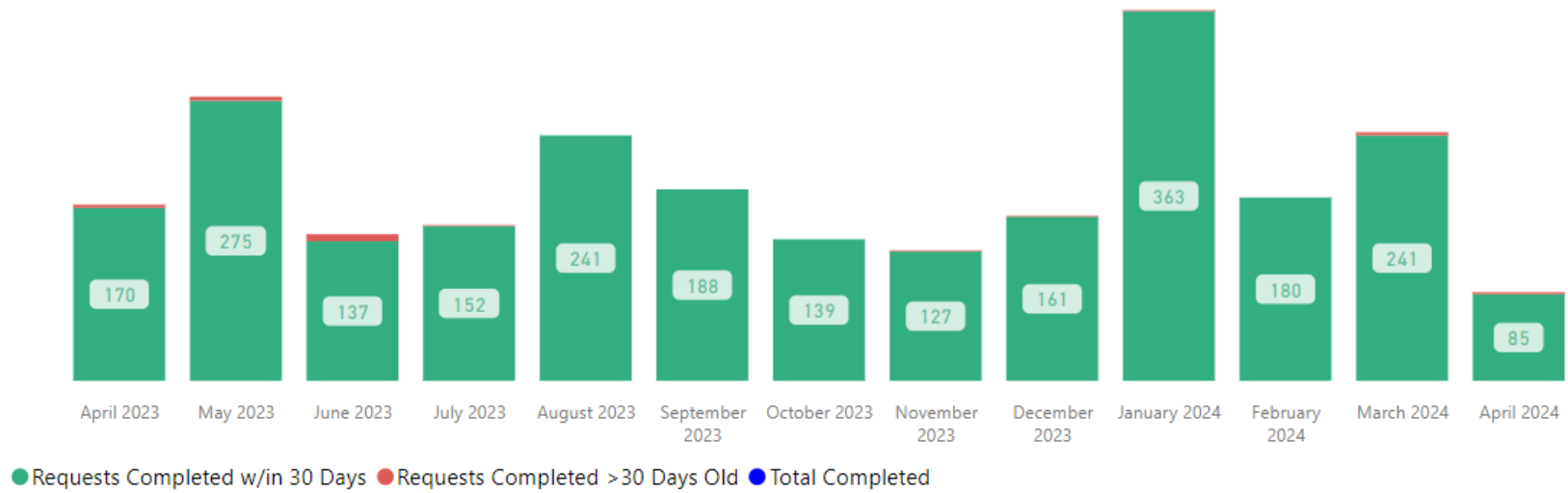


### Selected Time Frame Averages

**8.40**  
Total TAT (Rec'd-Compl.) Avg

**3.95**  
Assigned TAT (Asgmt.-Compl.) Avg

### Requests Completed




### Received to Complete

**2482**  
Requests Completed

**23**  
Requests Completed > 30 Days

**0.93 %**  
% Completed > 30 Days

Requests more than 30 days old are considered to be backlogged requests





Section

CODIS

Hit Type

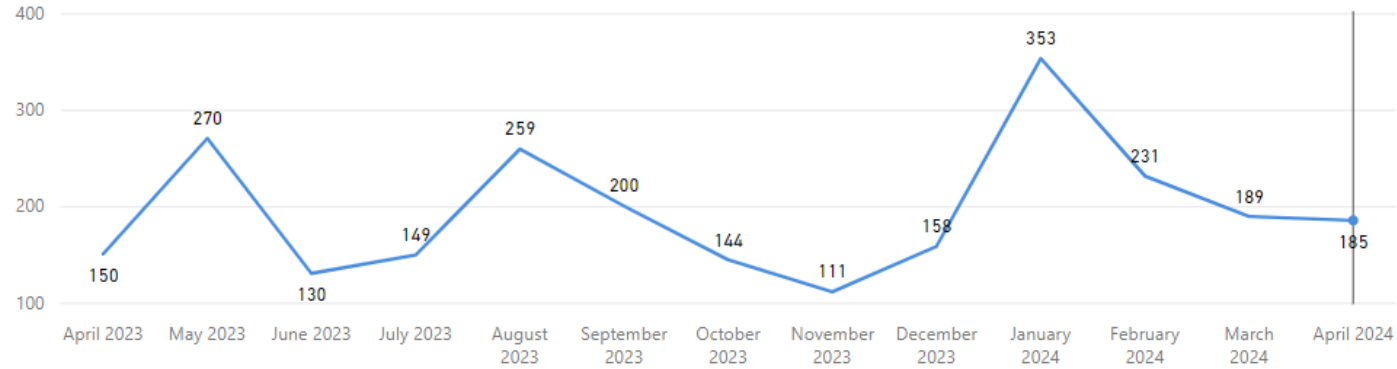
All

Received Filter

4/1/2023

4/30/2024

### Received by Month



Total Received

2529

Received per Month (Avg)\*

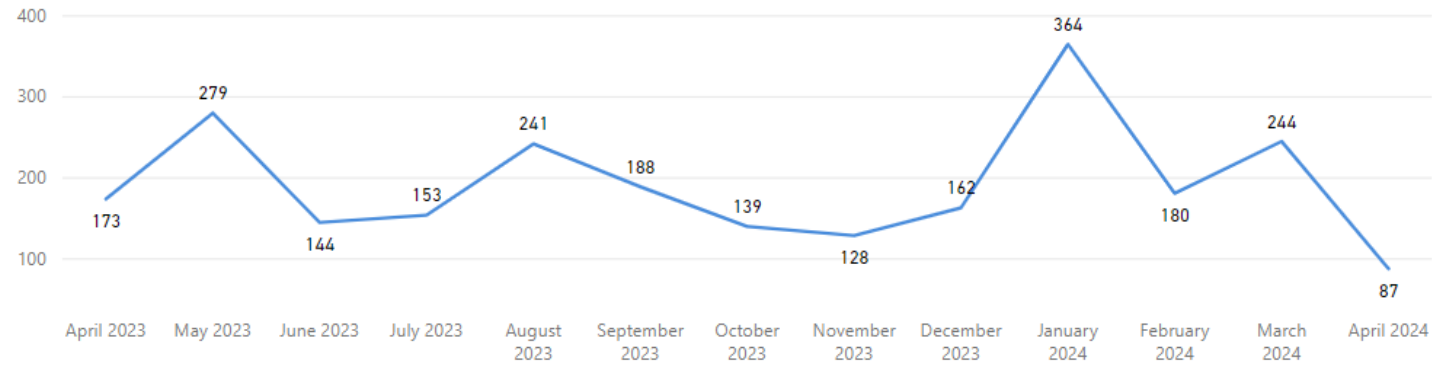
195

Completed Filter

4/1/2023

4/30/2024

### Completed by Month




Total Completed

2482


Completed per Month (Avg)\*

191

\* months with zero activity are not calculated into the average



# Latent Prints



Service

Latent Comparison

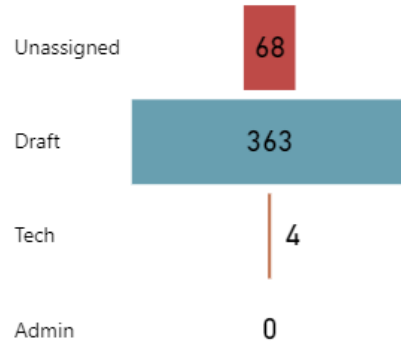
Priority Type

All

Backlogged Requests: 72

Avg Age of Backlog (days): 56

### Longest Time in Phase (Pending)



### # of Unassigned

121 ✓

Goal: 230 (+47.39%)

### # Pending Draft

22 ✓

Goal: 50 (+56%)

### # Pending Tech

4 ✓

Goal: 50 (+92%)

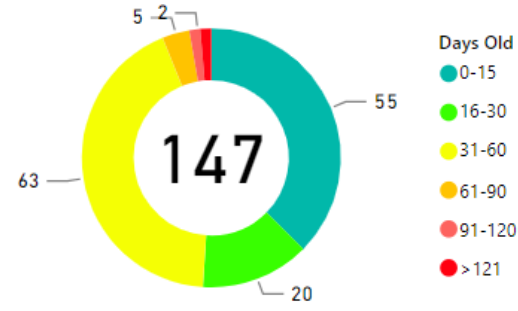
### # Pending Admin

0 ✓

Goal: 50 (+100%)

Goal= Threshold for the max # of requests in each bucket

### Pending Requests



Avg Age (days): 34

### Overall TAT (MTD)

38.1 ✓

Goal: 45, 46

### Overall TAT (Past 90 Days)

32.9 ✓

Goal: 45, 46

### Analysis TAT (MTD)

22.4 ✓

Goal: 45, 46

### Analysis TAT (Past 90 Days)

16.0 ✓

Goal: 45, 46

### TAT by Phase of Work (MTD)



● Assign TAT ● Draft TAT ● Tech Review TAT ● Admin Review TAT

### TAT by Phase of Work (Past 90 Days)



### Month to Date

Completed

40

Received

88


### 30 Day Avg (Over Past 90 Days)

Completed

58

Received

89



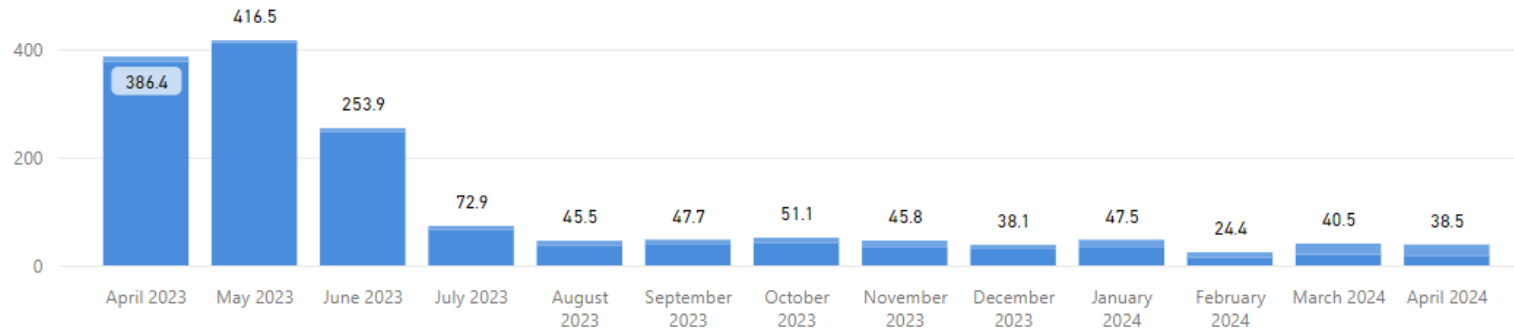
### Date Range

4/1/2023

4/30/2024

### Total TAT by Month

● Rec'd-Assign TAT ● Assigned TAT — Total TAT



### Request Type

Latent Comparison

Priority Type

All

### Selected Time Frame Averages

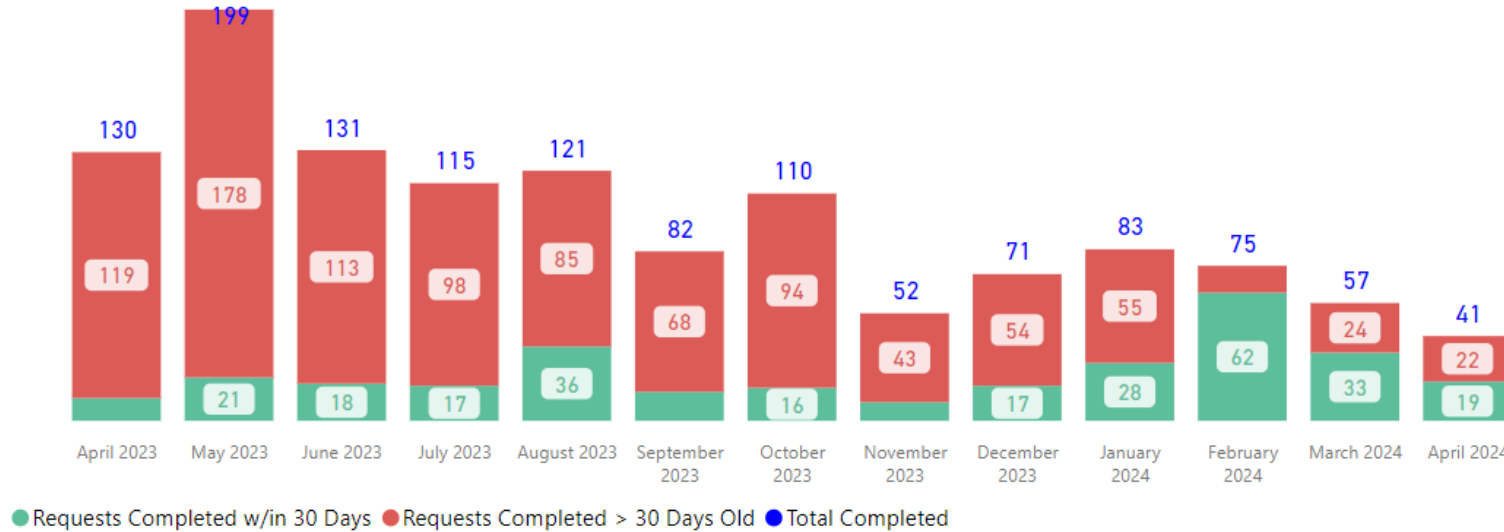
161.45

Total TAT (Rec'd-Compl.) Avg

9.45

Assigned TAT (Asgmt.-Compl.) Avg

### Requests Completed



### Received to Complete

1267

Requests Completed


966

Requests Completed > 30 Days Old

76.24 %

% Completed > 30 Days Old

Requests more than 30 days old are considered to be backlogged requests



Service

Latent Comparison

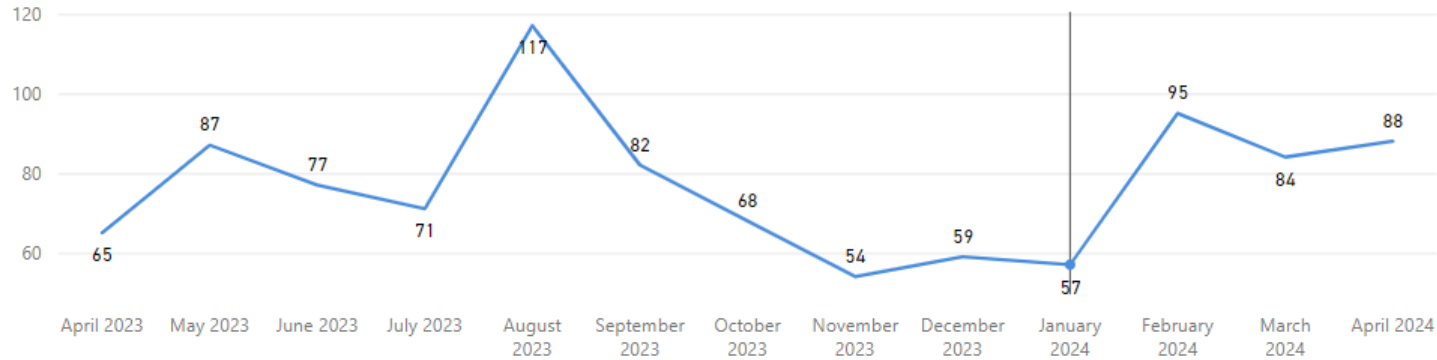
Priority Type

All

### Received Filter

4/1/2023 4/30/2024

### Received by Month



**Total Received**

**1,004**

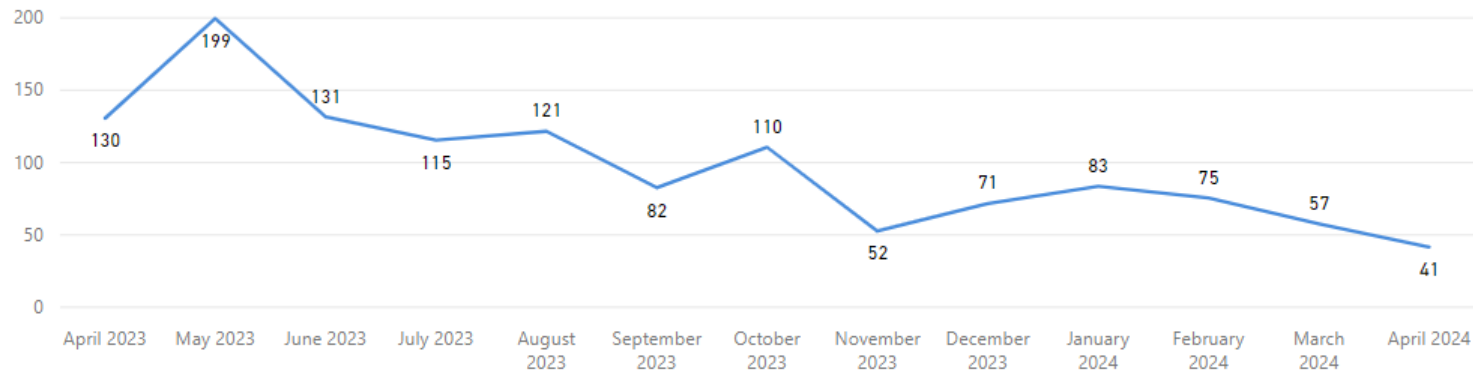
**Received per Month (Avg)\***

**77**

### Completed Filter

4/1/2023 4/30/2024

### Completed by Month




**Total Completed**

**1,267**

**Completed per Month (Avg)\***

**97**

\* months with zero activity are not calculated into the average



Service

Latent Processing

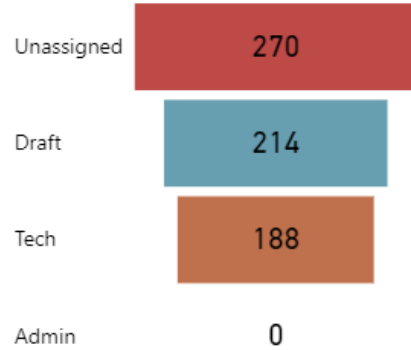
Priority Type

All

Backlogged Requests: 28

Avg Age of Backlog (days): 108

### Longest Time in Phase (Pending)



### # of Unassigned

25✓

Goal: 50 (+50%)

### # Pending Draft

7✓

Goal: 30 (+76.67%)

### # Pending Tech

8✓

Goal: 30 (+73.33%)

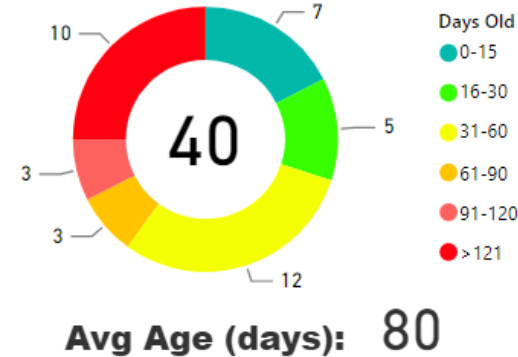
### # Pending Admin

0✓

Goal: 30 (+100%)

Goal= Threshold for the max # of requests in each bucket

### Pending Requests



### Overall TAT (MTD)

67.5!

Goal: 30, 31

### Overall TAT (Past 90 Days)

128.0!

Goal: 30, 31

### Analysis TAT (MTD)

10.8✓

Goal: 30, 31

### Analysis TAT (Past 90 Days)

8.3✓

Goal: 30, 31

### TAT by Phase of Work (MTD)



● Assign TAT ● Draft TAT ● Tech Review TAT ● Admin Review TAT

### Month to Date

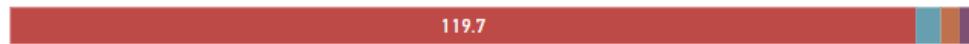
Completed

40

Received

14

### TAT by Phase of Work (Past 90 Days)




### 30 Day Avg (Over Past 90 Days)

Completed

45

Received

23

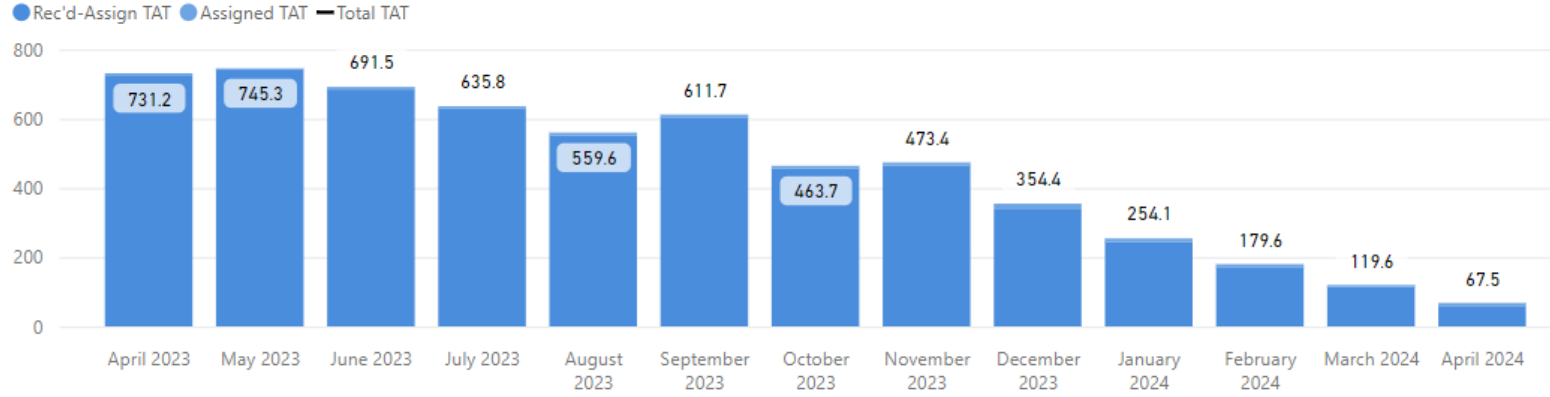


## Date Range

4/1/2023

4/30/2024

## Total TAT by Month



## Request Type

Latent Processing

Priority Type

All

## Selected Time Frame Averages

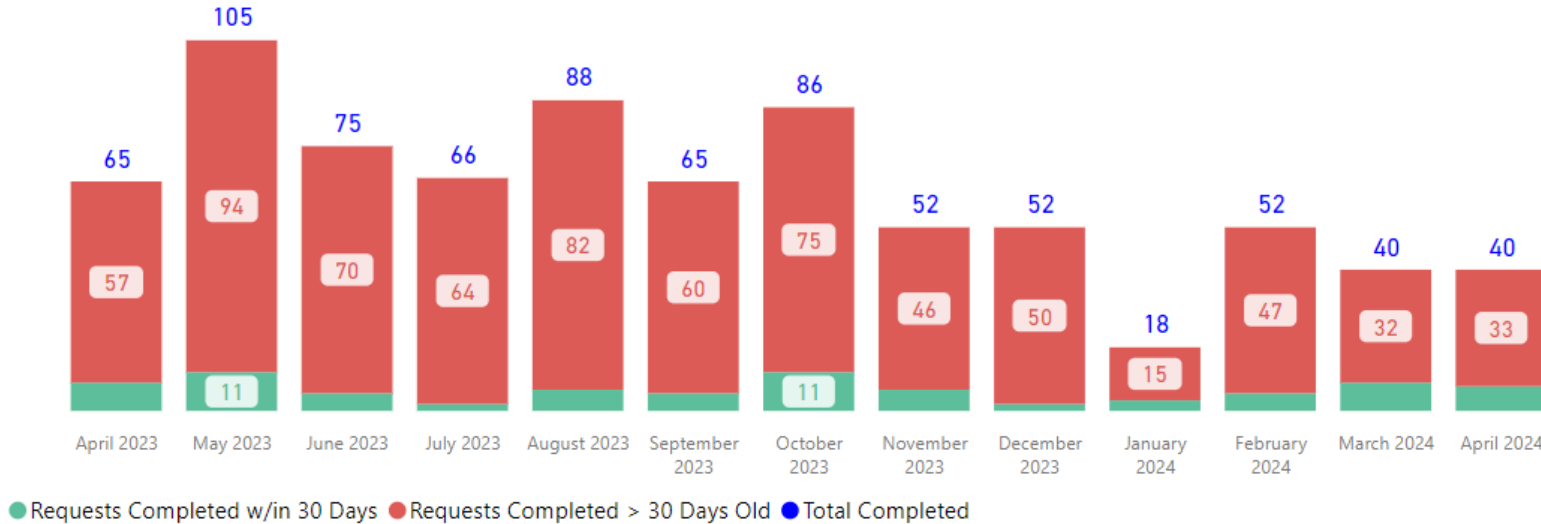
513.60

Total TAT (Rec'd-Compl.) Avg

8.45

Assigned TAT (Asgmt.-Compl.) Avg

## Requests Completed



## Received to Complete

804

Requests Completed


725

Requests Completed > 30 Days Old

90.17 %

% Completed > 30 Days Old

Requests more than 30 days old are considered to be backlogged requests



Service

Latent Processing

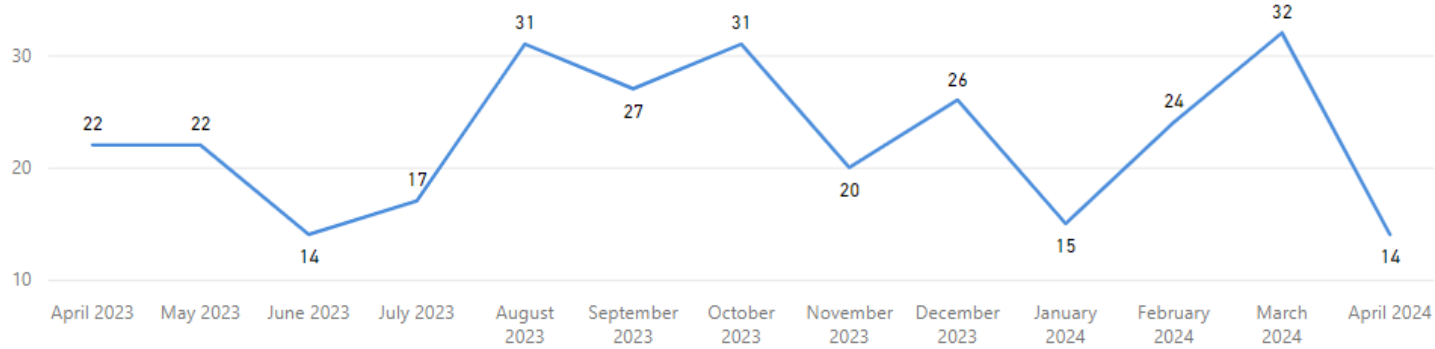
Priority Type

All

**Received Filter**

4/1/2023 4/30/2024

**Received by Month**



**Total Received**

295

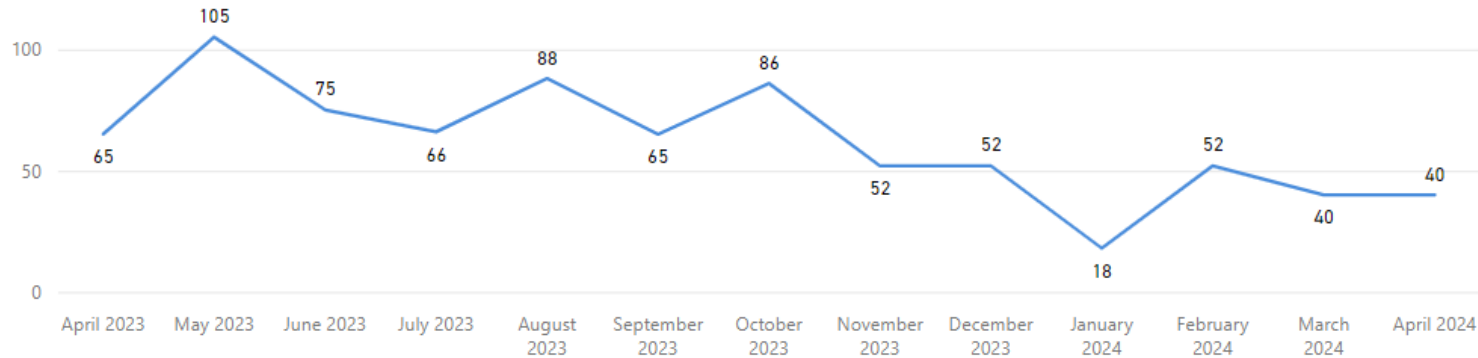
**Received per Month (Avg)\***

23

**Completed Filter**

4/1/2023 4/30/2024

**Completed by Month**




**Total Completed**

804

**Completed per Month (Avg)\***


62

\* months with zero activity are not calculated into the average





# Digital Multi-Media



Service

AV Examination

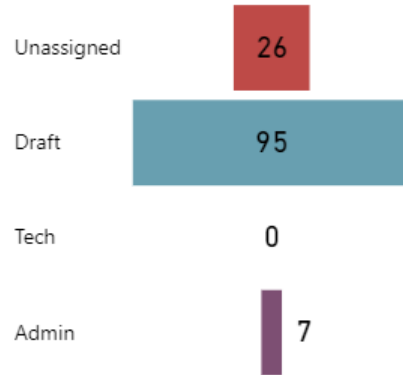
Priority Type

All

Backlogged Requests: 2

Avg Age of Backlog (days): 172

### Longest Time in Phase (Pending)



### # of Unassigned

2✓

Goal: 15 (+86.67%)

### # Pending Draft

2✓

Goal: 5 (+60%)

### # Pending Tech

0✓

Goal: 5 (+100%)

### # Pending Admin

1✓

Goal: 5 (+80%)

Goal= Threshold for the max # of requests in each bucket

### Pending Requests



Avg Age (days): 83

### Overall TAT (MTD)

45.0

Goal: 45, 46

### Overall TAT (Past 90 Days)

39.9

Goal: 45, 46

### Analysis TAT (MTD)

15.7

Goal: 45, 46

### Analysis TAT (Past 90 Days)

13.7


Goal: 45, 46

### TAT by Phase of Work (MTD)



● Assign TAT ● Draft TAT ● Tech Review TAT ● Admin Review TAT


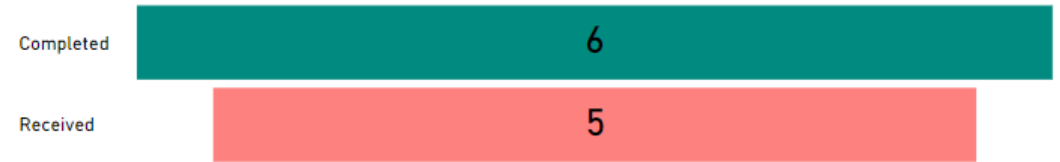
### Month to Date



### TAT by Phase of Work (Past 90 Days)



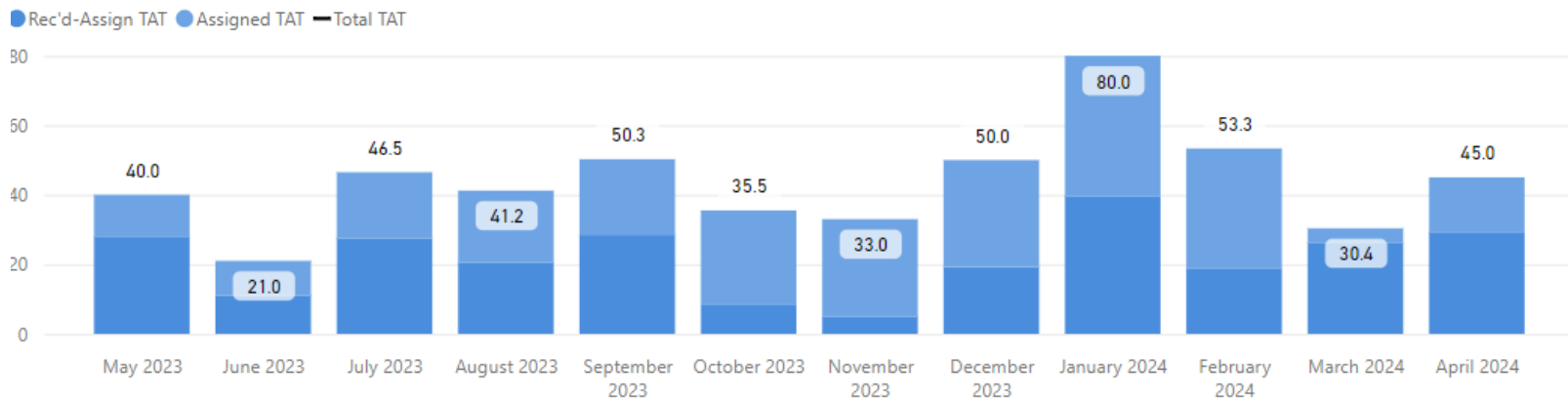
### 30 Day Avg (Over Past 90 Days)



### Date Range

4/1/2023 4/30/2024

### Total TAT by Month



### Request Type

AV Examination

Priority Type

All

### Selected Time Frame Averages

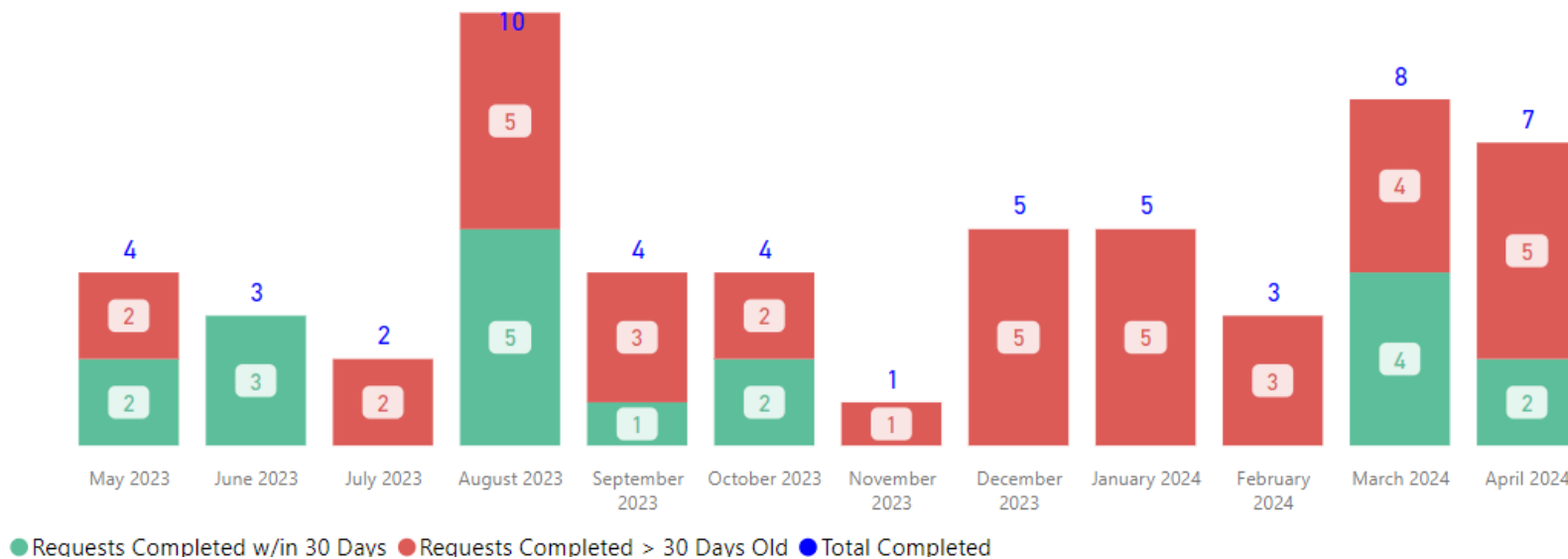
44.14

Total TAT (Rec'd-Compl.) Avg

20.54

Assigned TAT (Asgmt.-Compl.) Avg

### Requests Completed



### Received to Complete

56


Requests Completed

37

Requests Completed > 30 Days Old

66.07 %

% Completed > 30 Days Old



Requests more than 30 days old are considered to be backlogged requests

Service

AV Examination

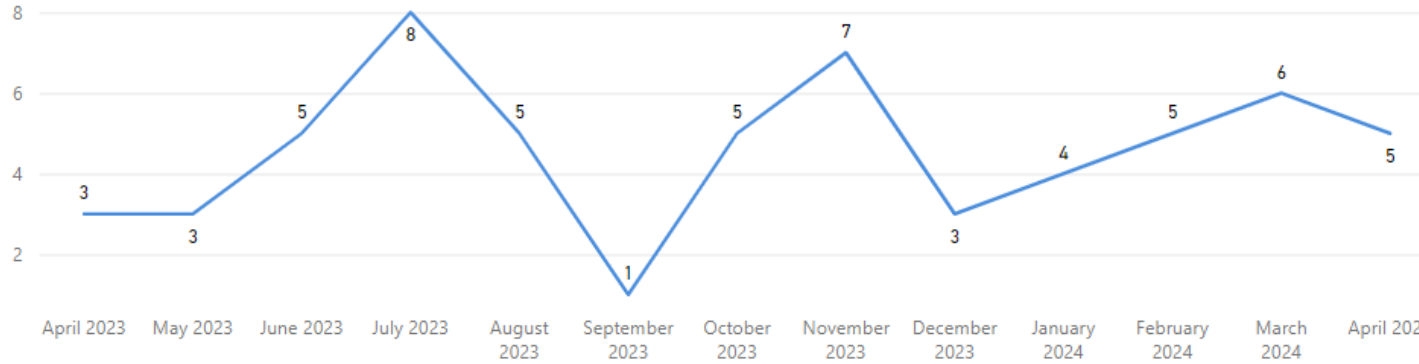
Priority Type

All

**Received Filter**

4/1/2023 4/30/2024

**Received by Month**



**Total Received**

60

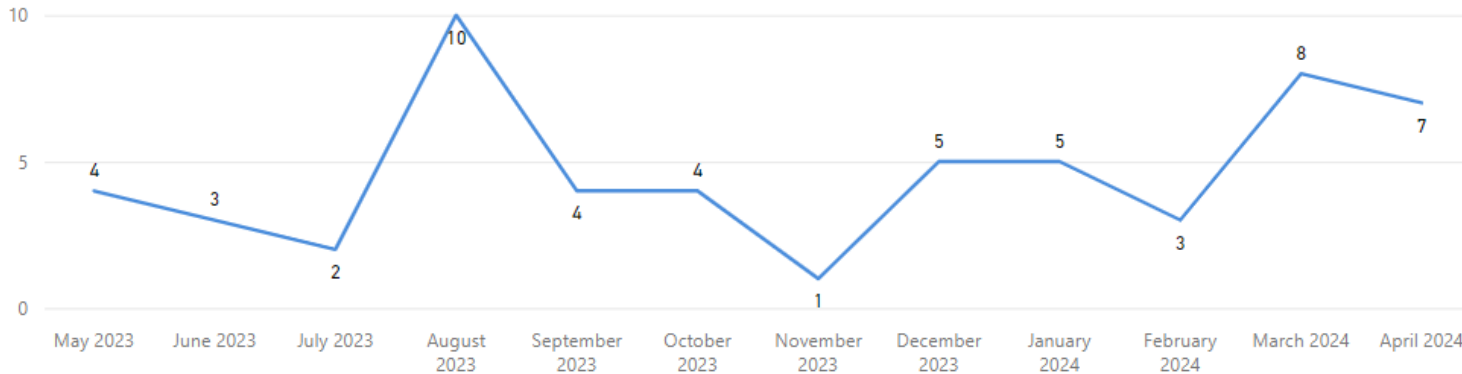
**Received per Month (Avg)\***

5

**Completed Filter**

4/1/2023 4/30/2024

**Completed by Month**




**Total Completed**

56

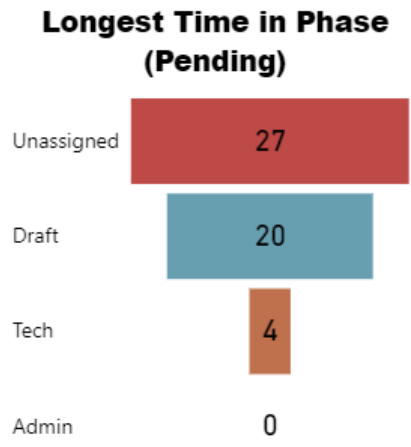
**Completed per Month (Avg)\***

5

\* months with zero activity are not calculated into the average

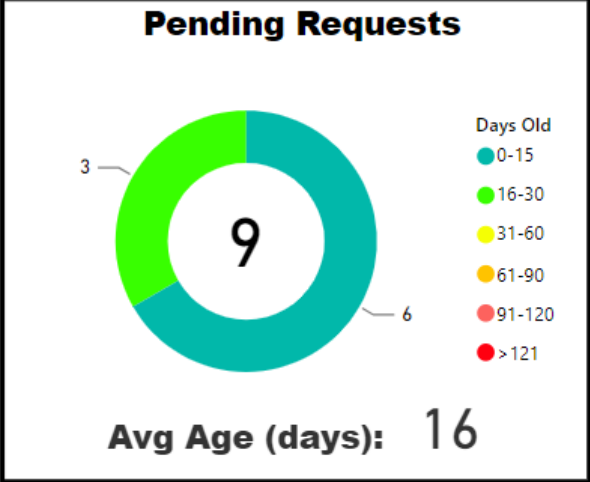


Service: **DFL** | Priority Type: **All** | Backlogged Requests: **0** | Avg Age of Backlog (days): **(Blank)**



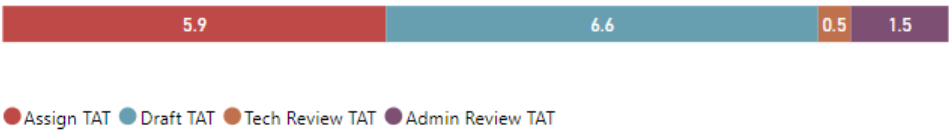
# of Unassigned	# Pending Draft
6 ✓ Goal: 50 (+88%)	2 ✓ Goal: 5 (+60%)
# Pending Tech	# Pending Admin
1 ✓ Goal: 5 (+80%)	0 ✓ Goal: 5 (+100%)

Goal = Threshold for the max # of requests in each bucket



Overall TAT (MTD)	Analysis TAT (MTD)
14.5 ✓ Goal: 45, 46	8.6 ✓ Goal: 45, 46
Overall TAT (Past 90 Days)	Analysis TAT (Past 90 Days)
41.5 ✓ Goal: 45, 46	15.4 ✓ Goal: 45, 46

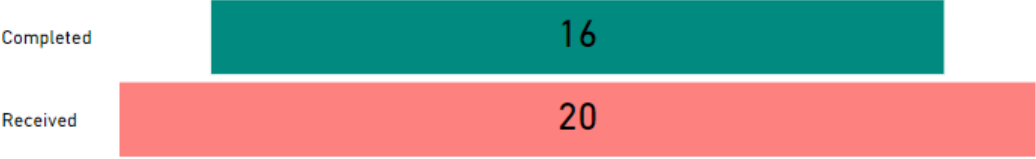
TAT by Phase of Work (MTD)




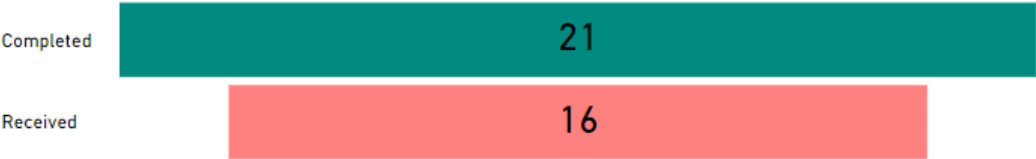
TAT by Phase of Work (Past 90 Days)



Month to Date



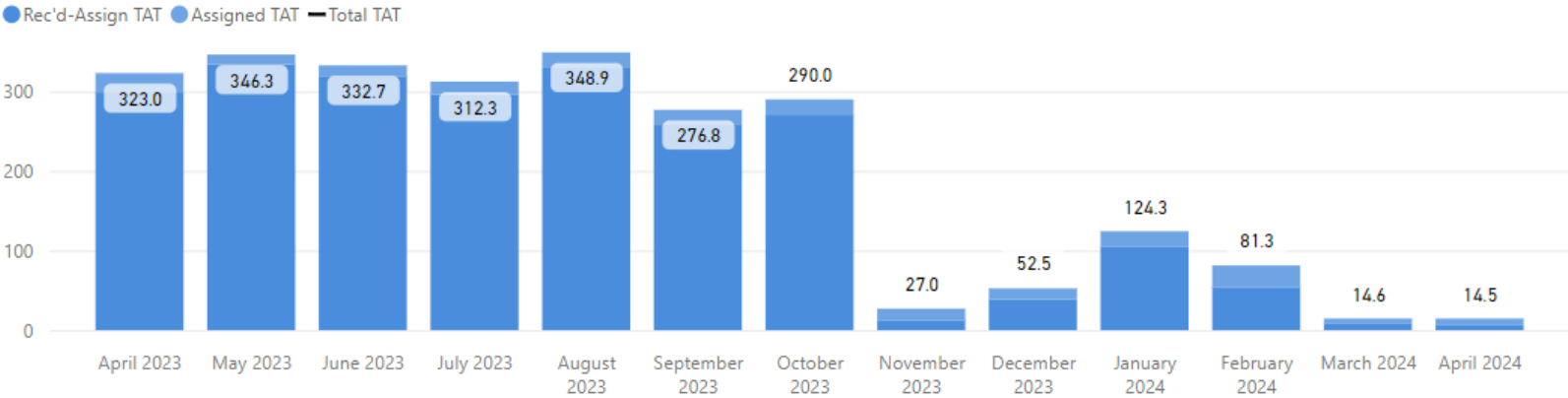
30 Day Avg (Over Past 90 Days)



Date Range

4/1/2023 4/30/2024

Total TAT by Month



**Request Type**

Multiple selections

Priority Type

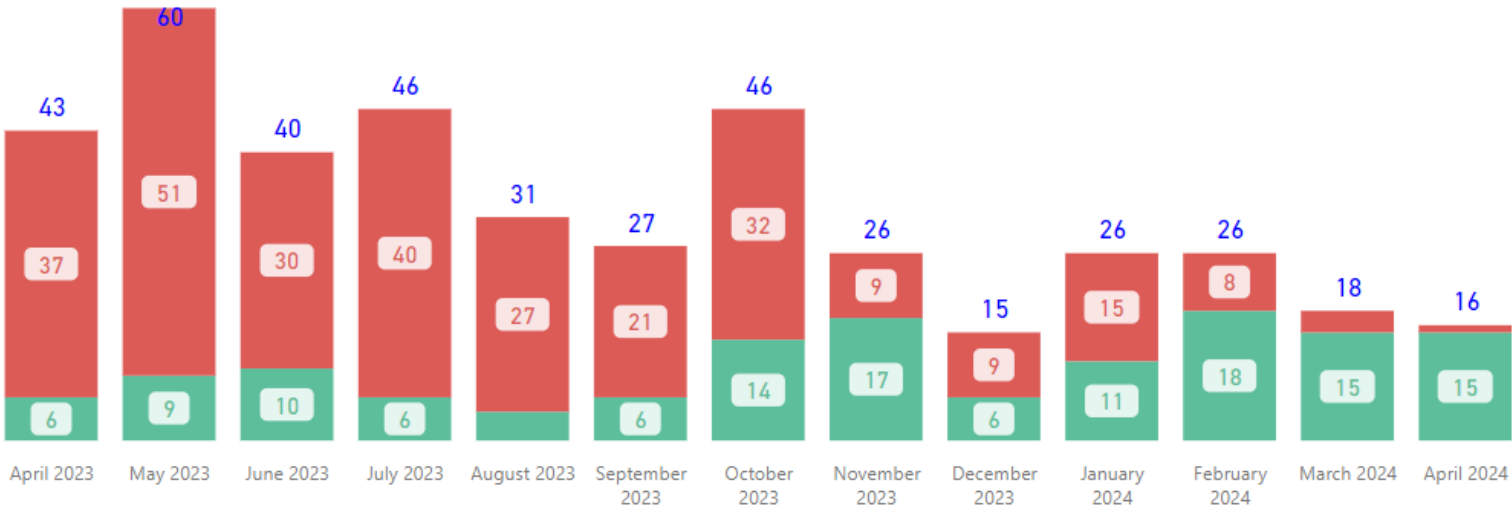
All

Selected Time Frame Averages

**241.20**  
Total TAT (Rec'd-Compl.) Avg

**17.04**  
Assigned TAT (Asgmt.-Compl.) Avg

Requests Completed



Requests Completed w/in 30 Days Requests Completed > 30 Days Old Total Completed


**Received to Complete**

**420**  
Requests Completed

**283**  
Requests Completed > 30 Days Old

**67.38 %**  
% Completed > 30 Days Old

Requests more than 30 days old are considered to be backlogged requests

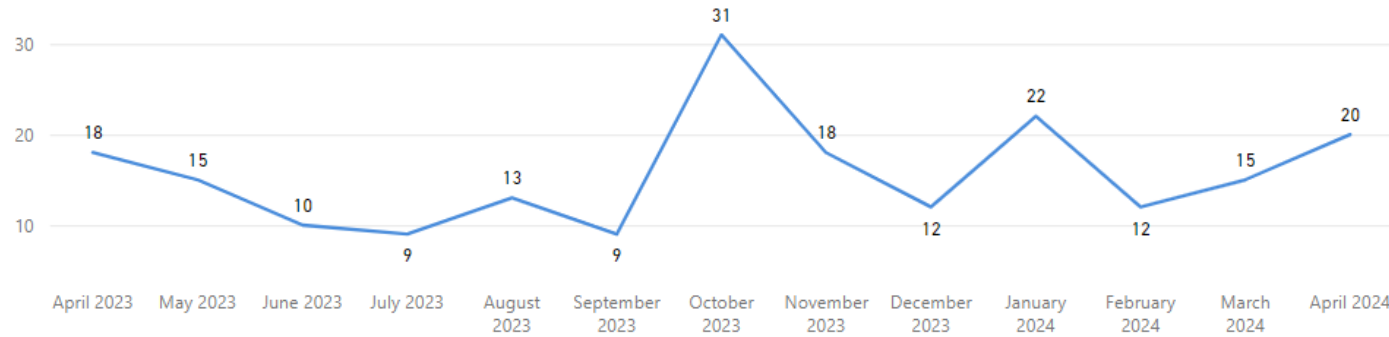


# DFL and DME

Service:  Priority Type:

**Received Filter**  
4/1/2023 4/30/2024

## Received by Month



**Total Received**

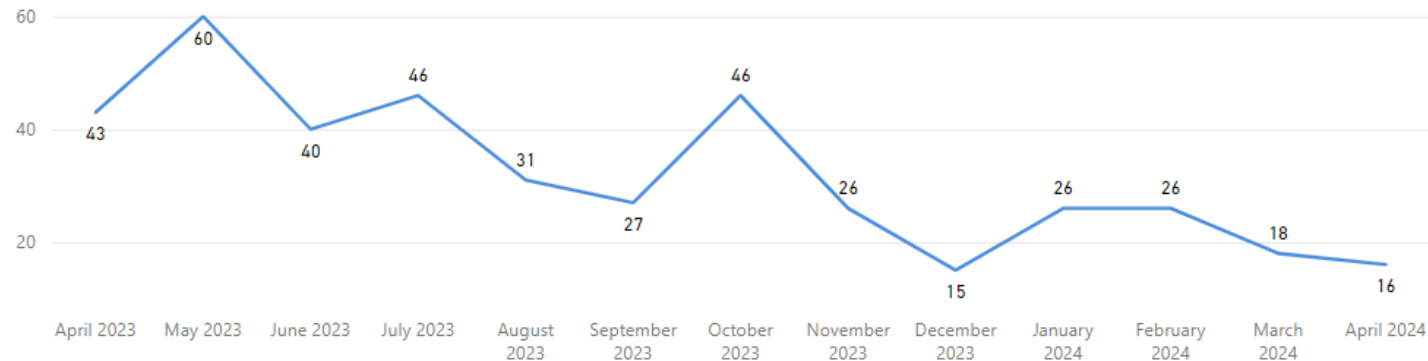
**204**

**Received per Month (Avg)\***

**16**

**Completed Filter**  
4/1/2023 4/30/2024

## Completed by Month




**Total Completed**

**420**


**Completed per Month (Avg)\***

**32**

\* months with zero activity are not calculated into the average

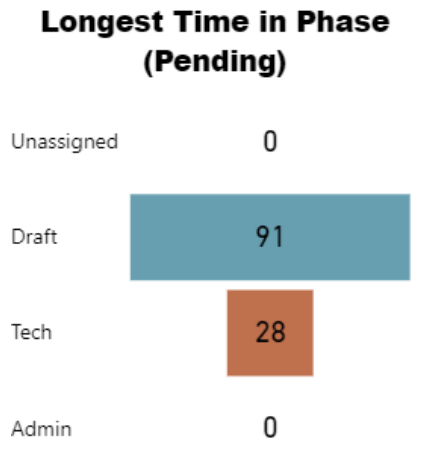


# Crime Scene Unit



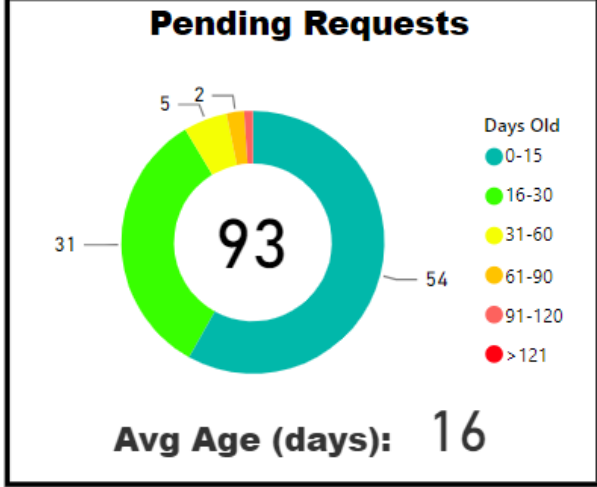


Service: **CSU Response** | Priority Type: **All** | **Backlogged Requests: 8** | **Avg Age of Backlog (days): 49**



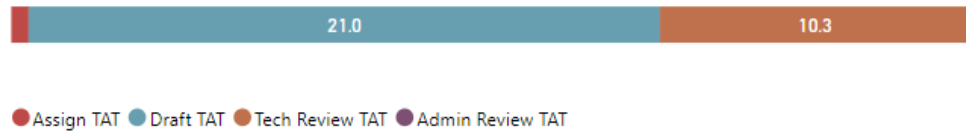
<b># of Unassigned</b> 0 ✓ Goal: 0	<b># Pending Draft</b> 45 ! Goal: 30 (-50%)
<b># Pending Tech</b> 48 ! Goal: 30 (-60%)	<b># Pending Admin</b> 0 ✓ Goal: 0

Goal= Threshold for the max # of requests in each bucket



<b>Overall TAT (MTD)</b> 31.9 ! Goal: 30, 31	<b>Analysis TAT (MTD)</b> 31.3 ! Goal: 30, 31
<b>Overall TAT (Past 90 Days)</b> 22.9 ✓ Goal: 30, 31	<b>Analysis TAT (Past 90 Days)</b> 22.7 ✓ Goal: 30, 31


### TAT by Phase of Work (MTD)




### TAT by Phase of Work (Past 90 Days)



### Month to Date



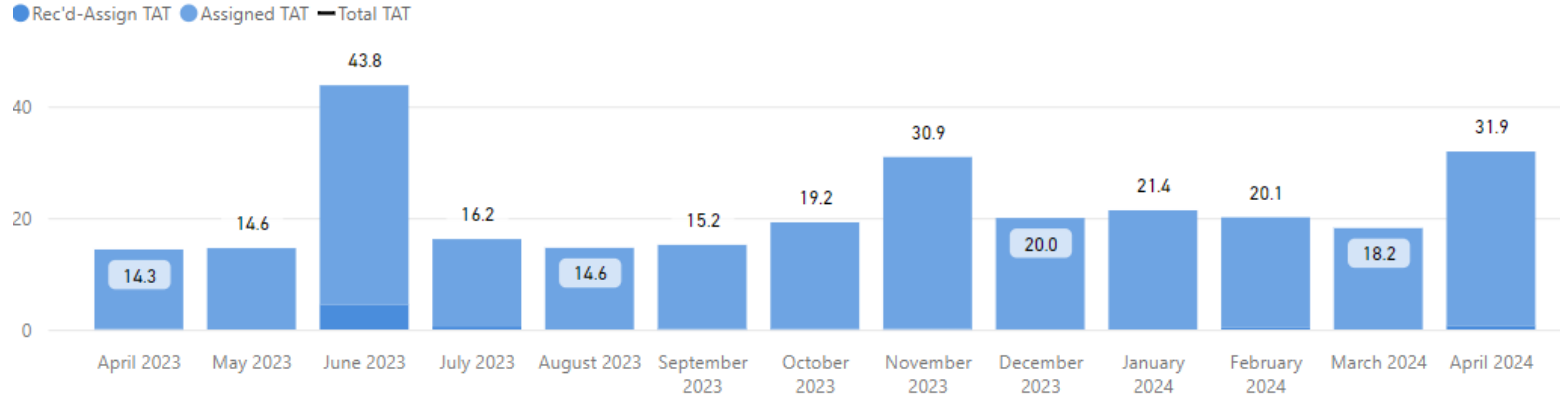
### 30 Day Avg (Over Past 90 Days)



### Date Range

4/1/2023 4/30/2024

### Total TAT by Month



### Request Type

CSU Response

Priority Type

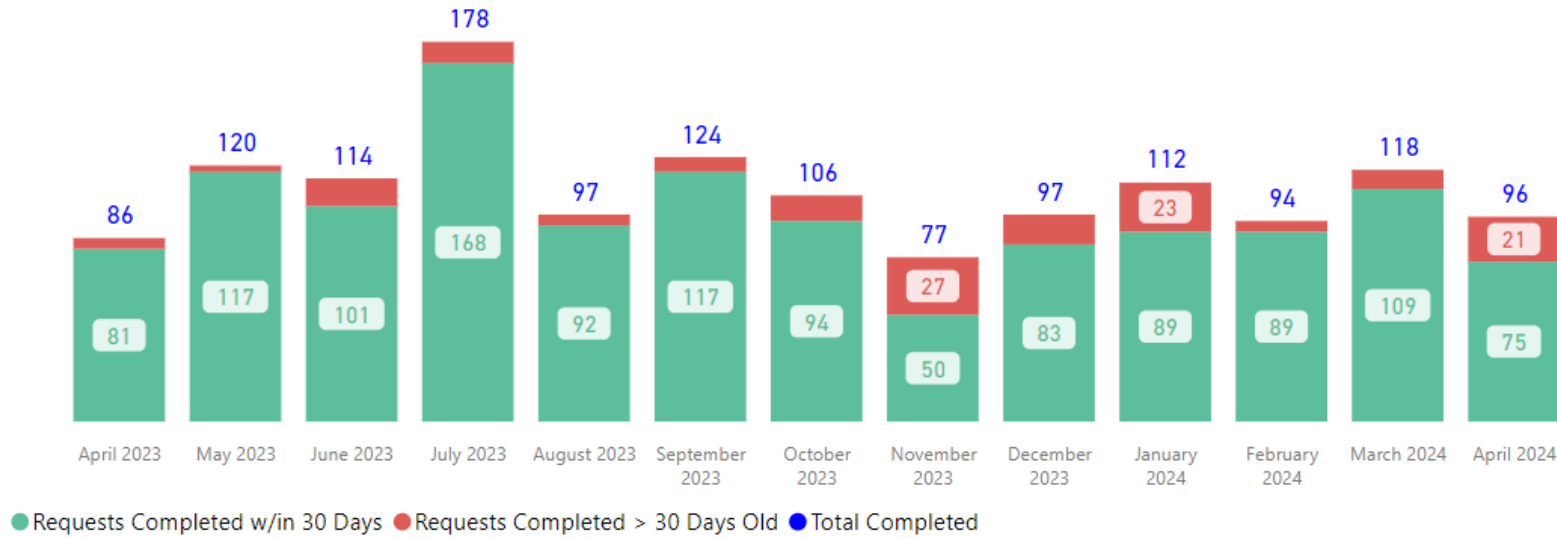
All

### Selected Time Frame Averages

**21.14**  
Total TAT (Rec'd-Compl.) Avg

**20.64**  
Assigned TAT (Asgmt.-Compl.) Avg

### Requests Completed




### Received to Complete

**1419**  
Requests Completed

**154**  
Requests Completed > 30 Days Old

**10.85 %**  
% Completed > 30 Days Old

Requests more than 30 days old are considered to be backlogged requests



Service

CSU Response

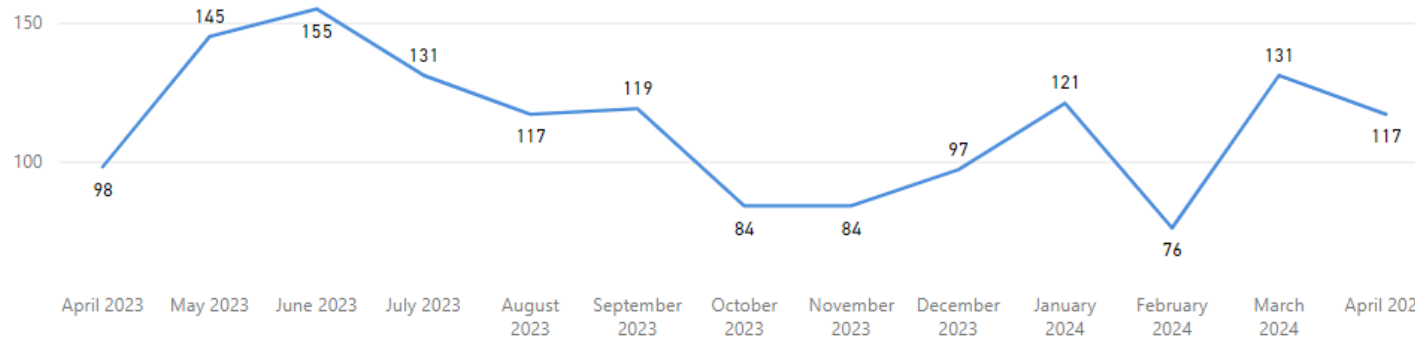
Priority Type

All

**Received Filter**

4/1/2023 4/30/2024

**Received by Month**



**Total Received**

1,475

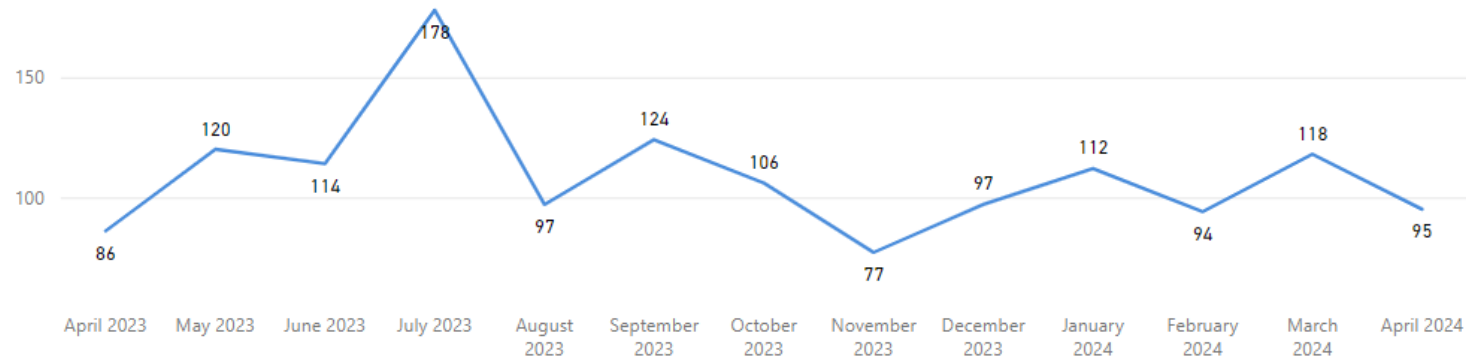
**Received per Month (Avg)\***

113

**Completed Filter**

4/1/2023 4/30/2024

**Completed by Month**




**Total Completed**

1,418

**Completed per Month (Avg)\***

109

\* months with zero activity are not calculated into the average



Service

CSU VEB

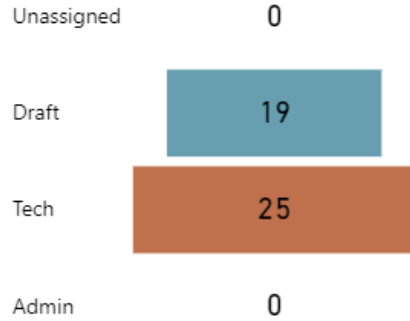
Priority Type

All

Backlogged Requests: 4

Avg Age of Backlog (days): 124

### Longest Time in Phase (Pending)



### # of Unassigned

0✓

Goal: 0

### # Pending Draft

15✓

Goal: 30 (+50%)

### # Pending Tech

30✓

Goal: 30 (+0%)

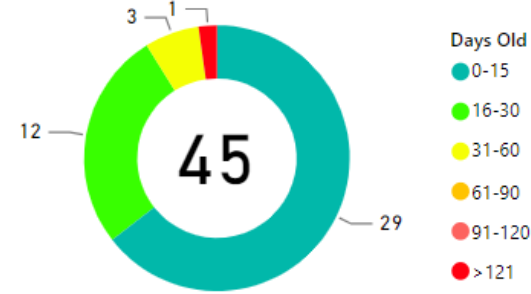
### # Pending Admin

0✓

Goal: 30 (+100%)

Goal= Threshold for the max # of requests in each bucket

### Pending Requests



Avg Age (days): 22

### Overall TAT (MTD)

27.1✓

Goal: 30, 31

### Overall TAT (Past 90 Days)

20.2✓

Goal: 30, 31

### Analysis TAT (MTD)

27.1✓

Goal: 30, 31

### Analysis TAT (Past 90 Days)

20.2✓

Goal: 30, 31

### TAT by Phase of Work (MTD)



● Assign TAT ● Draft TAT ● Tech Review TAT ● Admin Review TAT

### TAT by Phase of Work (Past 90 Days)



### Month to Date

Completed

38

Received

56


### 30 Day Avg (Over Past 90 Days)

Completed

38

Received

46

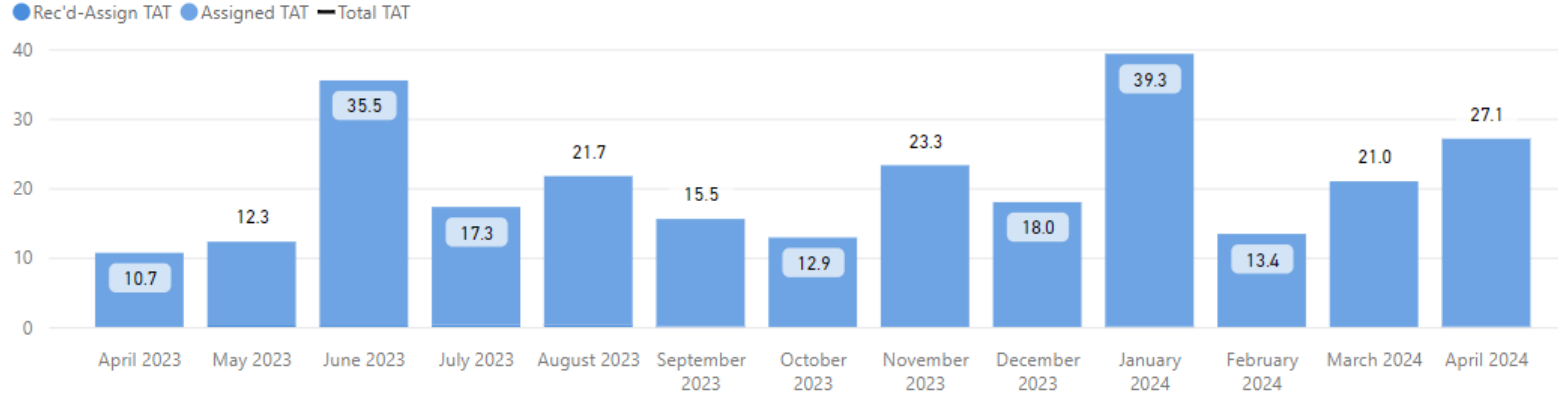


## Date Range

4/1/2023

4/30/2024

## Total TAT by Month



## Request Type

CSU VEB

Priority Type

All

## Selected Time Frame Averages

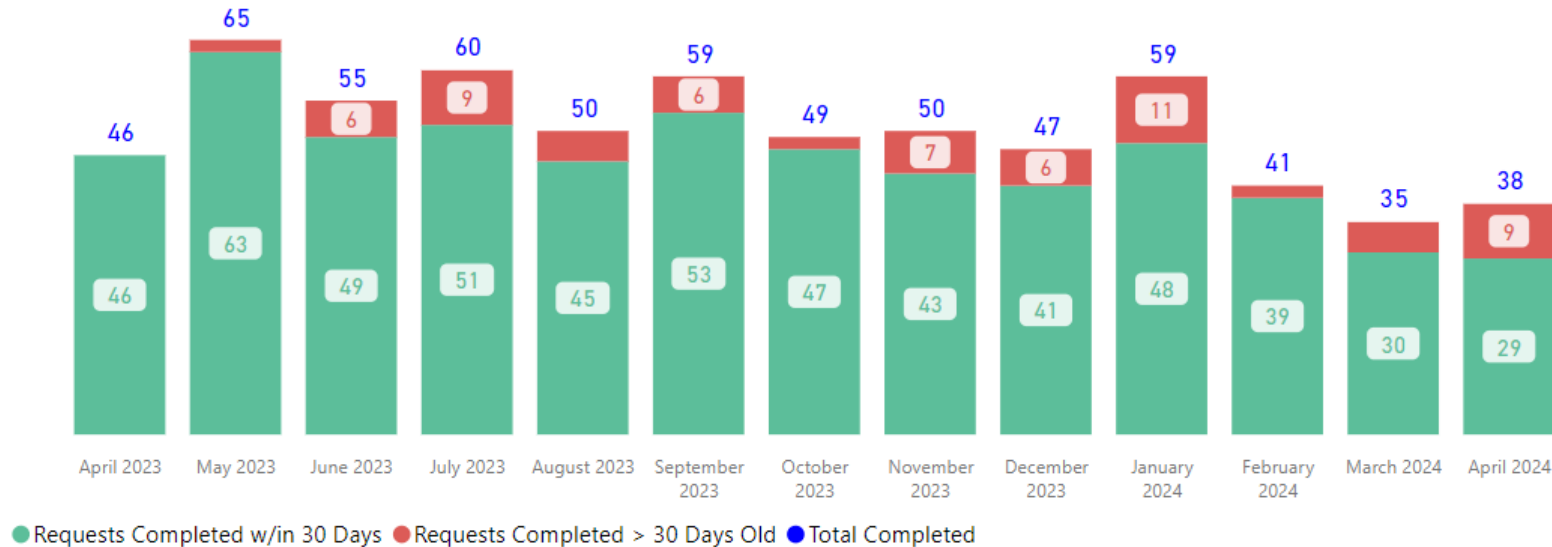
20.72

Total TAT (Rec'd-Compl.) Avg

20.61

Assigned TAT (Asgmt.-Compl.) Avg

## Requests Completed



## Received to Complete

654

Requests Completed


70

Requests Completed > 30 Days Old

10.70 %

% Completed > 30 Days Old

Requests more than 30 days old are considered to be backlogged requests



Service

CSU VEB

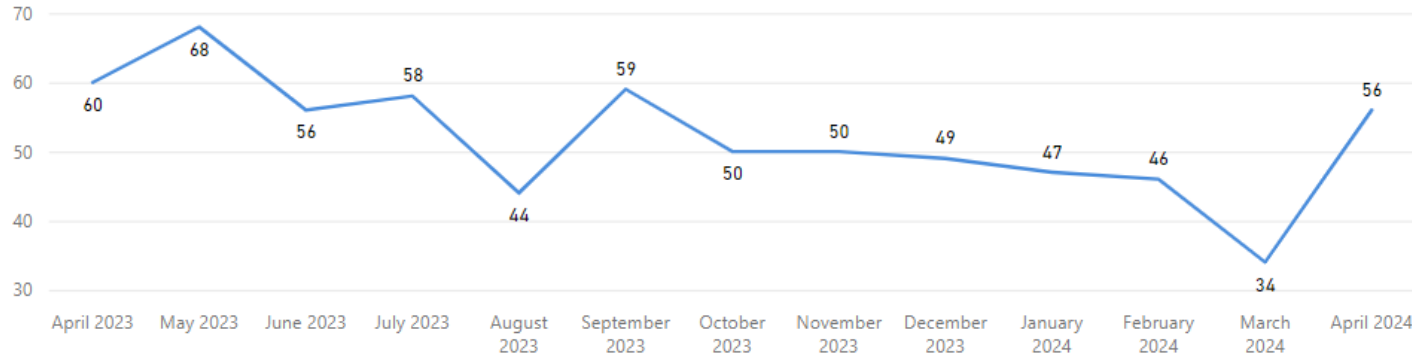
Priority Type

All

**Received Filter**

4/1/2023 4/30/2024

**Received by Month**



**Total Received**

**677**

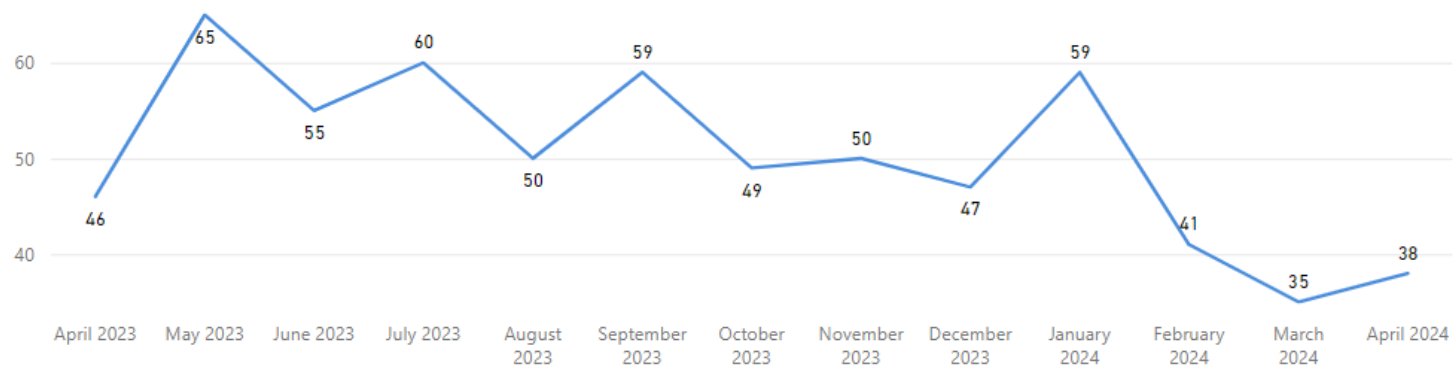
**Received per Month (Avg)\***

**52**

**Completed Filter**

4/1/2023 4/30/2024

**Completed by Month**



**Total Completed**

**654**

**Completed per Month (Avg)\***

**50**

\* months with zero activity are not calculated into the average

